

9199

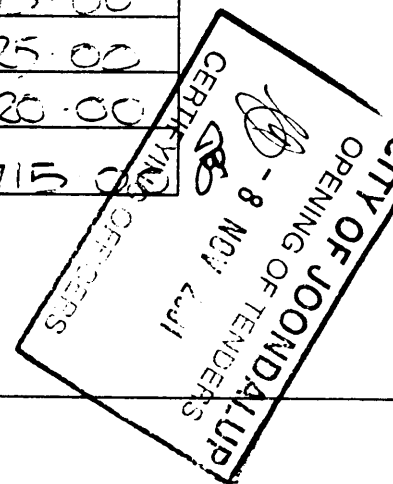
SCHEDULE OF RATES COMPARISON

CONTRACTOR	Sheet 1, 2 & 3 Standard Maintenance \$	Sheet 4 Specific Activities \$	TOTALS \$
Turfmaster	83,650	2,000	85,650
Manicured Lawns	113,160	3,101	116,261
Landscape Developments	72,635.98	3,600	76,235.98
Russell Landscaping	25,155	7,435	32,590

LUMP SUM PRICE & SCHEDULE OF RATE - ALL TO BE QUOTED EX GST - SCHEDULE 2 Sheet 1 of 4
MAINTENANCE OF PUBLIC OPEN SPACE (POS) AND LANDSCAPED AREAS AS PER SPECIFIED AREA RATE (SAR) - HARBOUR
RISE ESTATE HILLARYS

Location	Activity	Price per Service	No of services Per Annum (frequency)	Total \$ per Annum
LEEWARD PARK	Mowing	\$150.00	26	\$3900.00
	Surrounds And Clean Up	\$20.00	26	\$520.00
	Garden Bed Maintenance	\$250.00	26	\$6500.00
	Litter Removal	\$10.00	35	\$350.00
	Graffiti Removal	\$100.00	4	\$400.00
	Vandalism Repair	\$100.00	2	\$200.00
	Maintenance Of Light Fittings	\$50.00	6	\$300.00
	Maintenance Of Bollards, Seats	\$100.00	2	\$200.00
	Reticulation Maintenance	\$35.00	35	\$1225.00
	Bore Maintenance		1	
	Electrical Maintenance	\$75.00	5	\$375.00
	Sprinkler Maintenance	\$35.00	35	\$1225.00
	Sand Pit Maintenance	\$20.00	26	\$520.00
			SUB TOTAL (sheet 1) - WITHOUT GST	\$15,715.00


Signature of authorised signatory of the Tenderer



PAGE NO: 2

ATTACHMENT NO: 2

LUMP SUM PRICE & SCHEDULE OF RATE - ALL TO BE QUOTED EX GST - SCHEDULE 2 - SHEET 2 OF 4 MAINTENANCE OF PUBLIC OPEN SPACE (POS) AND LANDSCAPED AREAS AS PER SPECIFIED AREA RATE (SAR) - HARBOUR RISE ESTATE HILLARYS				
Location	Activity	Price per Service	No of services Per Annum (frequency)	Total \$ per Annum
HEPBURN AVENUE MEDIANS AND ROUNABOUTS (SECTIONS AS PER PLAN)	Mowing	\$ 20.00	26	\$ 520.00
	Surrounds And Clean Up	\$ 10.00	26	\$ 260.00
	Garden Bed Maintenance	\$ 20.00	26	\$ 520.00
	Litter Removal	\$ 10.00	35	\$ 350.00
	Graffiti Removal		4	
	Vandalism Repair		2	
	Maintenance Of Light Fittings		6	
	Maintenance Of Bollards, Seats		2	
	Reticulation Maintenance	\$ 10.00	35	\$ 350.00
	Bore Maintenance		1	
	Electrical Maintenance		5	
	Sprinkler Maintenance	\$ 10.00	35	\$ 350.00
	Sand Pit Maintenance		26	
			SUB TOTAL (sheet 2) - WITHOUT GST	\$ 2350.00



Signature of authorised signatory of the Tenderer:

[Handwritten Signature]

THIS SCHEDULE IS TO BE COMPLETED AND SUBMITTED WITH THE TENDER FAILING WHICH A TENDER WILL NOT BE CONSIDERED FOR EVALUATION.

ATTACHMENT NO: 2
PAGE NO: 3

LUMP SUM PRICE & SCHEDULE OF RATE - ALL TO BE QUOTED EX GST SCHEDULE 2 - SHEET 3 OF 4 MAINTENANCE OF PUBLIC OPEN SPACE (POS) AND LANDSCAPED AREAS AS PER SPECIFIED AREA RATE (SAR) - HARBOUR RISE ESTATE HILLARYS				
Location	Activity	Price per Service	No of services Per Annum (frequency)	Total \$ per Annum
VERGES (as per plan) Amalfi Drive The Corniche Eze Terrace Midi Terrace Village Terrace CITY OF JOONDALUP OPENING OF TENDER - 8 NOV 2001 CERTIFYING OFFICERS	Mowing	\$75.00	26	\$1950.00
	Surrounds And Clean Up	\$10.00	26	\$260.00
	Garden Bed Maintenance	\$80.00	26	\$2080.00
	Litter Removal	\$10.00	35	\$350.00
	Graffiti Removal		4	
	Vandalism Repair		2	
	Maintenance Of Light Fittings		6	
	Maintenance Of Bollards, Seats		2	
	Reticulation Maintenance	\$35.00	35	\$1225.00
	Bore Maintenance		1	
	Electrical Maintenance		5	
	Sprinkler Maintenance	\$35.00	35	\$1225.00
	Sand Pit Maintenance		26	
			SUB TOTAL (SHEET 3 ONLY)	\$7090.00
			GRAND TOTAL (TRANSFERRED FROM SHEET 1, 2 AND 3)	\$25155.00

Signature of authorised signatory of the Tenderer:

FIXED PRICE SCHEDULE OF RATE QUOTED WITHOUT GST - SCHEDULE 2 - SHEET 4 OF 4
MAINTENANCE OF PUBLIC OPEN SPACE (POS) AND LANDSCAPED AREAS AS PER SPECIFIED AREA RATE (SAR) - HARBOUR
RISE ESTATE HILLARYS
SPECIFIC ACTIVITIES


Name of Tenderer:

Activity	Detailed Description	Unit Price \$ (without GST) / hectare	Rate	No of services of each category per annum (frequency)
Foliar Application	Ferrous Sulphate & Manganese Sulphate (INCLUDES SPREADING)	0.05 / \$500.00	Per hectare	2 \$1000.00
Fertilising Turf Grass	Bailey's Turf Special 3:1:1 @ 250kg per hectare (INCLUDES SPREADING)	0.04 / \$400.00	Per hectare	3 \$1200.00
Fertiliser Application Only	Apply only Fertiliser @ 250kg per hectare	\$150.00	Per hectare	3 \$450.00
Verti Mowing	Turf grass	0.50 / \$2385.00	Per hectare	1 \$2385.00
Weed Control	In Turf grass	0.08 / \$800.00	Per hectare	3 \$2400.00

Tenderer: Russell Landscaping WA PIL

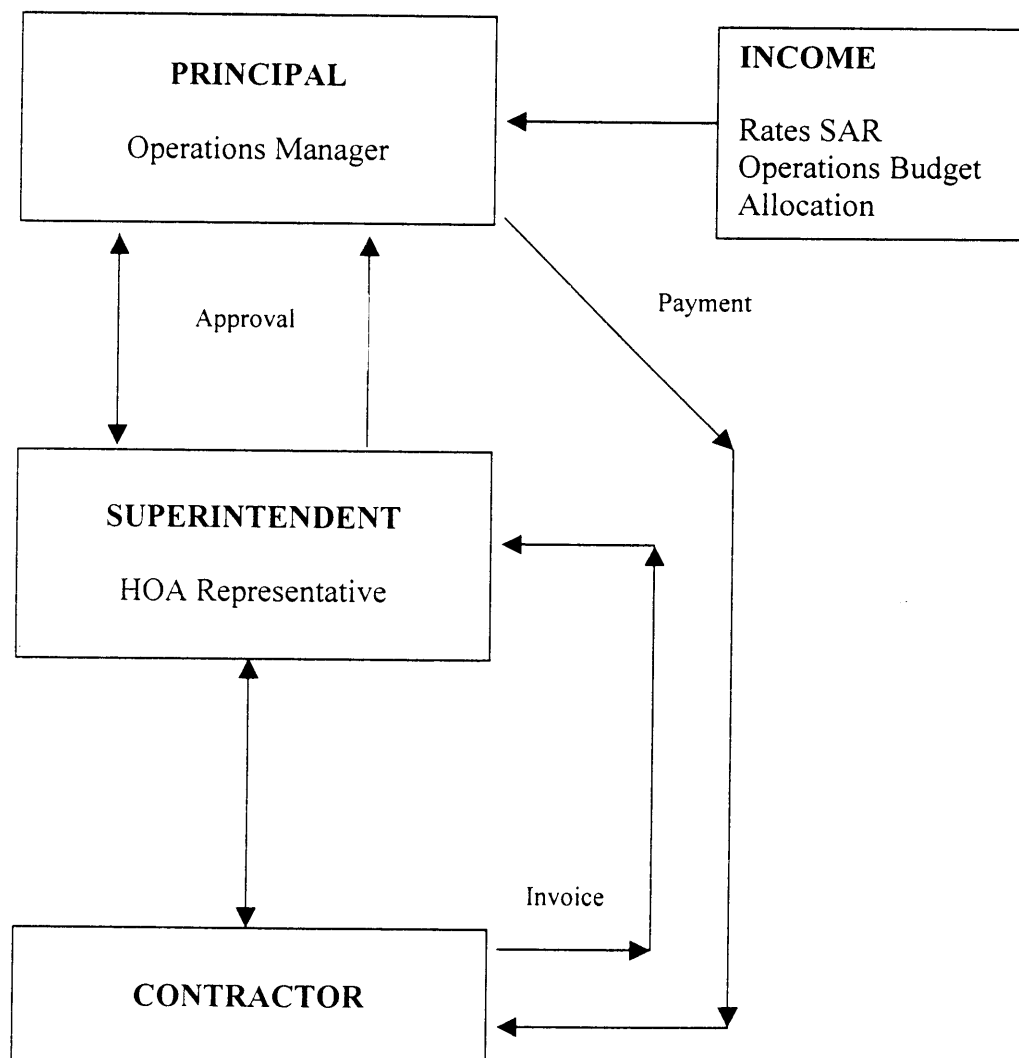
Signature of authorised signatory of the Tenderer: [Signature] PRINT NAME TOD RUSSELL

Dated this SIXTH day of NOVEMBER 2001



SAR HILLARYS PROCESS FLOWCHART

0204



<u>Items</u>	<u>Control</u>	<u>Responsible</u>
1	Budget projections required annually in April from HOA for calculation of SAR contribution percentage. Operations Budget submission.	COJ
2	Service Level Agreement and Maintenance Tender to be reviewed annually to reflect areas for inclusion.	COJ
3	Area Map to be iupdated.	COJ
4	Annual evaluation of the contract maintenance process. Report to Council required by July for contract extension authorisation.	COJ
5	Ratepayers Assoc Meeting to determine continued acceptance of SAR conditions on or before 15 June annually.	HOA