

APPENDIX 6



*Financial Activity Statement For  
The Period Ended  
31 December 2005*

## Contents

## Appendix

Financial Activity Statement	A
Capital Expenditure Summary	B
Capital Works Summary	C
Investment Summary	D
Notes to and Forming Part of the Financial Activity Statement	E

### Material Variances

For the financial year ended 30 June 2006, Council has adopted a variance amount of \$50,000 or 5% of the appropriate base, whichever is higher, to be a material variance.

1044



## Financial Activity Statement for the period ended 31 December 2005

	Note	Adopted Budget	YTD Budget	YTD Actual	Variance	Variance
		\$	\$	\$	\$	%
<b>OPERATING REVENUE</b>						
Rates		48,494,368	48,374,368	48,520,746	146,378	0
Rates - Specified Area		116,592	116,592	116,813	221	0
Government Grants & Subsidies	1	9,024,744	3,997,014	3,426,571	(570,443)	(14)
Contributions, Reimbursements and Donations		8,475,736	1,518,305	1,483,144	(35,161)	(2)
Profit on Asset Disposal		74,596	72,337	65,833	(6,504)	(9)
Fees & Charges	2	16,080,136	13,240,113	12,437,225	(802,888)	(6)
Interest Earnings	3	2,248,000	1,209,122	1,727,737	518,615	43
Other Revenue		126,000	63,000	94,311	31,311	50
		84,640,172	68,590,851	67,872,380	(718,471)	(1)
<b>OPERATING EXPENDITURE</b>						
Employee Costs	4	30,652,013	15,450,890	13,212,629	2,238,261	14
Materials & Contracts	5	26,584,915	12,780,273	11,811,338	968,935	8
Utilities (Gas, Electricity, Water etc)	6	3,164,388	1,582,185	1,414,817	167,368	11
Depreciation on Non Current Assets		15,030,810	7,515,396	7,569,528	(54,132)	(1)
Loss on Asset Disposal	7	260,485	137,802	75,314	62,488	45
Insurance Expenses		939,272	469,573	466,034	3,539	1
Other Expenses		45,000	22,500	53,077	(30,577)	(136)
		76,676,883	37,958,619	34,602,737	3,355,882	9
<b>SURPLUS/(DEFICIT) FROM OPERATIONS</b>		7,963,289	30,632,232	33,269,643	2,637,411	9
<b>CAPITAL EXPENDITURE</b>						
Purchase of Land		0	0	0	0	0
Purchase of Buildings		0	0	0	0	0
Purchase of Artworks		20,000	10,000	20,000	(10,000)	(100)
Purchase of Furniture & Equipment	8	1,814,878	912,067	121,697	790,370	87
Purchase of Vehicles & Plant	9	3,517,000	2,518,000	1,149,958	1,368,042	54
Acquired Infrastructure Assets		3,750,000	0	0	0	0
Construction of Infrastructure Assets	10	32,932,758	15,312,262	9,931,512	5,380,750	35
<b>SUB TOTAL CAPITAL EXPENDITURE</b>		42,034,636	18,752,329	11,223,167	7,529,162	40
<b>SURPLUS/(DEFICIT) FROM OPERATIONS AND CAPITAL EXPENDITURE</b>		(34,071,347)	11,879,903	22,046,476	10,166,573	86
<b>Adjustments for Non-Cash Movements</b>						
Depreciation on Assets		15,030,810	7,515,396	7,569,528	54,132	1
Loss on Disposal	7	260,485	137,802	75,314	(62,488)	(45)
Profit on Disposal		(74,596)	(72,337)	(65,833)	6,504	(9)
					0	0
<b>Adjustments for Other Cash Movements</b>						
Proceeds from Disposal	11	1,265,000	884,300	528,606	(355,694)	(40)
Loan funds		900,000	0	0	0	0
Loan repayments (principal)		(228,493)	112,605	112,605	0	0
					0	0
<b>Funded From</b>						
Transfers from Reserves	12	20,764,314	1,747,700	2,501,366	753,666	43
Transfers to Reserves	13	(12,075,873)	(518,742)	(624,968)	(106,226)	20
Opening Funds		8,229,698	8,229,698	8,220,279	(9,419)	(0)
Closing Funds		(2)	29,916,325	40,363,373	10,447,048	35

	Note	Adopted Budget	YTD Budget	YTD Actual	Variance	Variance
		\$	\$	\$	\$	%
Capital Expenditure						
Computer & Computer Equipment	8	1,508,793	811,127	105,489	705,638	87
Furniture & Office Equipment		134,985	20,940	16,208	4,732	23
Heavy Vehicles	9	980,000	735,000	163,840	571,160	78
Light Vehicles	9	1,795,000	1,308,000	845,963	462,037	35
Mobile Plant	9	742,000	475,000	140,155	334,845	70
Plant & Equipment	8	171,100	80,000	0	80,000	100
Artifacts & Artworks		20,000	10,000	20,000	(10,000)	(100)
Parks & Reserves Infrastructure		105,000	0	0	0	0
Roads Infrastructure		2,450,000	0	0	0	0
Footpaths Infrastructure		235,000	0	0	0	0
Drainage Infrastructure		785,000	0	0	0	0
Car Parking Infrastructure		0	0	0	0	0
Other Engineering Infrastructure		175,000	0	0	0	0
Capital Expenditure Total		9,101,878	3,440,067	1,291,655	2,148,412	62

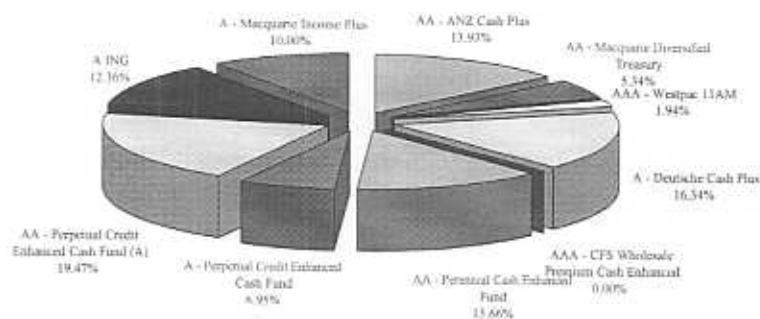


# Capital Works Summary

CITY OF JOONDALUP  
December-05

1046

	Note	Adopted Budget	YTD Budget	YTD Spend Actual	Variance	Variance %
		\$	\$	\$	\$	%
Capital Works						
Joondalup Council Depot		6,954,426	42,426	3,600	38,826	92
Craigie Leisure Centre Refurbishment	10	3,947,141	3,927,141	3,519,761	407,380	10
Joondalup Cultural Facility	10	1,187,444	1,005,000	0	1,005,000	100
Sorrento Beach Project	10	1,800,000	771,420	130,746	640,674	83
Ocean Reef Boat Harbour	10	1,030,645	165,000	1,279	163,721	99
Currambine Community Centre		160,000	0	7,000	(7,000)	100
Road Resurfacing	10	4,496,679	2,369,609	1,542,410	827,199	35
Joondalup Drive Development	10	1,102,384	1,102,384	862,778	239,606	22
Burns Beach Road Development	10	1,500,000	227,000	6,264	220,736	97
Ocean Reef Road Development	10	1,660,664	1,660,664	1,774,358	(113,694)	(7)
Other Roadworks	10	56,199	56,199	3,310	52,889	94
Traffic Management	10	2,360,457	855,687	575,401	280,286	33
Drainage	10	884,067	327,289	108,818	218,471	67
Street Lighting		338,516	66,150	24,344	41,806	63
Streetscape Enhancement		19,223	7,406	15,825	(8,419)	(114)
Shared Paths/Bicycle Facilities		285,606	55,256	17,391	37,865	69
Footpaths		364,800	202,130	195,520	6,610	3
Parking Facilities		372,100	44,500	45,664	(1,164)	(3)
Library Building Works		562,247	252,522	215,004	37,518	15
Administration Building Works	10	917,516	675,546	304,118	371,428	55
Other Building Works	10	873,731	573,971	136,007	437,964	76
Foreshore Protection	10	459,991	282,491	197,237	85,254	30
Sporting Facilities	10	399,366	114,508	28,564	85,944	75
Playground Equipment	10	337,236	181,016	77,481	103,535	57
Parks & Reserves Enhancement	10	862,320	346,947	138,631	208,316	60
Capital Works Total		32,932,758	15,312,262	9,931,512	5,380,750	35

**City of Joondalup - Investment Balances**


Investment Account	Funds Held
AA - ANZ Cash Plus	8,665,786
AA - Macquarie Diversified Treasury	3,322,314
AAA - Westpac 11AM	1,205,000
A - Deutsche Cash Plus	10,167,779
AAA - CFS Wholesale Premium Cash Enhanced	-
AA - Perennial Cash Enhanced Fund	8,500,282
A - Perennial Credit Enhanced Cash Fund	4,325,928
AA - Perennial Credit Enhanced Cash Fund (A)	12,115,247
A ING	7,686,835
A - Macquarie Income Plus	6,223,775
<b>Total Funds held in AA + A Investments</b>	<b>62,212,946</b>

Total 62,212,946

Amount included in total funds invested that relate to reserves:

\$ 20,184,357

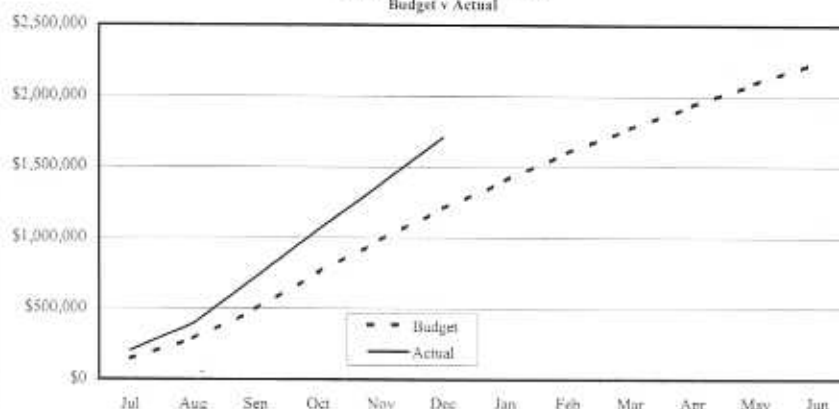
**Other Comments**

Investments are in accordance with Council Policy. Maximum investment with any one institution

No breach of Council Policy 2.4.2 has occurred during the month

'A' not to exceed 40%

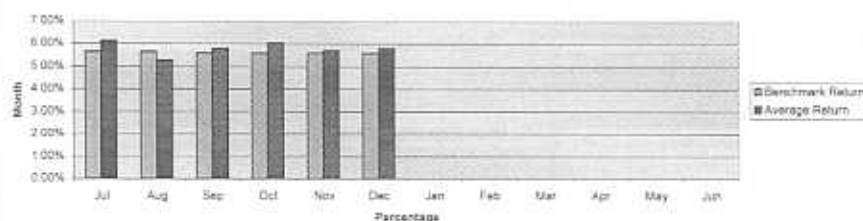
'AA' not to exceed 50%

**Interest on Investments 2005/06  
Budget v Actual**

**Return on Investments**

Year to Date Interest: Budget \$1,209m Actual \$1,728m

Average return for the portfolio: 5.87%  
Benchmark return: 5.74%

The Benchmark is the UBSWA Bank Bill Index (a 90 day index of bank bill returns)

**Return on Investments**


**NOTES TO AND FORMING PART OF THE FINANCIAL ACTIVITY STATEMENT  
FOR THE PERIOD ENDED ON 31 DECEMBER 2005**

**1 Government Grants & Subsidies**

The details of the year to date variance for government grants and subsidies are as follows: -

	Budget	Actual	Variance
a) Black Spot Funding	\$202k	\$267k	\$65k
b) Roads to Recovery Program	\$311k	\$0k	(\$311k)
c) Local Roads Grant	\$728k	\$774k	\$46k
d) Roadwise	\$0k	\$23k	\$23k
e) Department of Family and Community Services	\$0k	\$28k	\$28k
f) Thermal Bore	\$450k	\$0k	(\$450k)
g) Other	\$2,306k	\$2335k	\$29k
	\$3,997k	\$3,427k	(\$570k)

- a) The Black Spot projects were completed earlier than budgeted, and the grants for these projects were able to be claimed earlier, **\$65k**.
- b) The Roads to Recovery projects are still currently in progress. These projects will need to be completed before the remaining grant funds can be claimed, **\$311k**.
- c) The budgeted amount for the Local Roads Grant was under estimated, **\$46k**. This has been adjusted in the half year review.
- d) Roadwise grant received of **\$23k** to fund purchase of road safety equipment. Grant income was not budgeted for.
- e) The Youth Activity Services and Anchors grant was originally budgeted in the Community Youth Program area and will be reallocated to the Youth Centres area in half year review to correct the variance, **\$28k**.
- f) Finalisation of the refurbishment of the Craigie Leisure Centre has been delayed as a result of difficulties associated with the geothermal bore. It has been estimated that this will be resolved in February. The grant for the geothermal bore cannot be claimed until after completion of this project, **\$450k**.

## 2 Fees and Charges

The details of the year to date variance for fees and charges are as follows: -

	Budget	Actual	Variance
a) Rates Fees and Charges	\$582k	\$720k	\$138k
b) Fees and Licences	\$1,557k	\$1,608k	\$50k
c) Fines and Penalties	\$155k	\$110k	(\$45k)
d) Service Fees and Charges	\$1,473k	\$961k	(\$512k)
e) Other Fees and Charges	\$157k	\$209k	\$53k
f) Sale of Miscellaneous Items	\$553k	\$45k	(\$507k)
g) Other	\$8,763k	\$8,784k	\$20k
	<u>\$13,240k</u>	<u>\$12,437k</u>	<u>(\$803k)</u>

- a) Additional revenue received was from rates instalment charges, **\$89k** and interest on outstanding rates, **\$49k**.
- b) The City budgeted to receive **\$425k** from Building Licences, but received only **\$363k**. This is the result of a reduced number of building applications, but it is expected to be on budget by year end as several large projects are in development. This was offset by cash in lieu of public parking funds received of **\$97k**, which was not budgeted for, and other minor fees and licences received which was **\$15k** over the year to date budget amount.
- c) It was anticipated that new ranger positions would generate additional parking fines revenue of **\$93k** for the year up to December, however the creation of the new positions has been delayed causing an adverse variance of **\$61k** for which there is a corresponding underspend in expenditure. This was offset by other minor fines and penalties collected of **\$15k**.
- d) Delays in opening the Craigie Leisure Centre due to difficulties associated with the geo-thermal bore have resulted in reduced revenue in the following areas;
- |                               |                      |
|-------------------------------|----------------------|
| • user fees,                  | \$201k               |
| • learn to swim program fees, | \$87k                |
| • other membership fees,      | \$120k               |
| • hire of facilities          | \$53k                |
| • personal training           | \$21k                |
|                               | <u><b>\$482k</b></u> |

The shortfall in revenue for the leisure centre is partially offset by savings in salaries.

- e) Additional revenue was received from rental of accommodation, **\$53k**, primarily due to the Joondalup Reception Centre and rental payments in advance for Education Department leases and Telstra leases.



- f) The sale of a portion of Lot 3 (5) Trappers Drive and associated easements was budgeted as a miscellaneous sale in August for **\$470k**, but has been delayed and the City is waiting on a response from the solicitor in relation to an estimated completion date. It is noted that this item should have been budgeted as Disposal of Asset. The reporting line will be adjusted in the budget review. In addition sale of merchandise for Craigie Leisure Centre was under budget by **\$44k** due to delays in the opening date for the aquatic refurbishment.

### 3 Interest Earnings

The City received a YTD portfolio return of **5.87%**, compared to budgeted return of **5.50%**, resulting in increased revenue of **\$81k** attributable to the higher rate of interest. The average balance of funds invested was **\$58.4m** compared to the budgeted amount of **\$43.6m**, resulting in additional revenue of **\$437k**.

### 4 Employee Costs

The details of the underspend in employee costs are as follows:-

- |                                    |                 |
|------------------------------------|-----------------|
| a) 2005/06 Establishment vacancies | \$1,665k        |
| b) 2005/06 New project positions   | \$358k          |
| c) Staff Training                  | \$97k           |
| d) Other                           | \$118k          |
|                                    | <u>\$2,238k</u> |
- a) Cumulative effect of vacancies within the approved establishment. These vacancies are a combination of longer term unfilled positions and shorter term vacancies.
- b) Delays have occurred in the Spatial Data Management and ranger services projects due to the organisational review. Recruitment of the 3 man mowing crew has been deferred awaiting placement of the tender for purchase of plant equipment.
- c) The underspend in staff training is due to restriction on expenditure while a review of staff training plans was undertaken.
- d) Other includes year to date variances in employee related costs such as conferences, employee support services, and staff uniforms.

## 5 Materials & Contracts

The details of the underspend in materials and contracts are as follows:-

	Budget	Actual	Variance
a) Consultancy and Contractors	\$635k	\$189k	\$446k
b) Furniture and Equipment	\$450k	\$364k	\$86k
c) Professional Fees and Costs	\$775k	\$656k	\$119k
d) Administration	\$765k	\$635k	\$130k
e) Public Relations & Corporate	\$190k	\$142k	\$48k
f) Member Costs	\$162k	\$117k	\$45k
g) Service Charges from Other Councils	\$2,153k	\$2,059k	\$94k
h) Other	\$7,650k	\$7,649k	\$1k
	\$12,780k	\$11,811k	\$969k

- a) Consultancy and Contractors was budgeted at **\$635k**, but spent only **\$189k** for the year to date. A revised centralised process has been introduced in relation to the commissioning of consultants and the consultancy component of the variance, **\$433k** may proportionately be reduced during the remaining period of the year.
- b) **\$162k** was budgeted for minor furniture for the year to date, but only **\$73k** had been spent. This was due primarily to projects within the libraries, which were delayed awaiting results of expressions of interest. It is expected these projects will be finished in February/March.
- c) The panel inquiry had budgeted year to date expenditure for legal fees of **\$361k**, but actual expenditure totalled **\$95k**. The full cost of legal expenses for the inquiry will be known in due course. However, this is offset by valuation fees, which were budgeted for **\$274k** but totalled **\$441k**. In addition audit fees had a year to date variance of **\$35k** due to budget phasing, this was offset by overspent year to date legal expenses of **\$15k**, for summonses in relation to overdue rate payments.
- d) The year to date budget for printing was **\$208k**, however only **\$104k** was spent, due primarily to a delay in re-opening Craigie Leisure Centre and the production of the Youth Financial Counselling notebooks for schools, a deferral by libraries relating to sub-branding, which is expected to be resolved early 2006, and to the cancellation of the Community Directory (the funding for the Community Directory, **\$29k**, will now be transferred to the sponsorship of the West Perth Football Club).

Advertising had a year to date budget of **\$158k**, but only spent **\$108k**. The variance is due primarily to the budget for the re-opening of the Craigie Leisure Centre, which will be spent when the facility re-opens.

- 
- e) The year to date budget for promotions was **\$133k**, however only **\$76k** was spent. This is due primarily to the following factors:
- The program scope for CBD enhancement being reduced, **\$11k**.
  - The Support for Small Business program has been delayed awaiting the appointment of a Business Development Co-Ordinator who will implement the program in February, **\$15k**
  - The money expected to be spent for Learning City program for December will be spent in January, which will clear the variance, **\$11k**.
  - Other year to date minor expenditure was underspent by **\$9k**.
- f) The year to date budget for member costs was **\$162k** however only **\$117k** was spent. This is primarily due to expenditure on conferences, reimbursements and other miscellaneous expenses being deferred until the return of Council in May.
- g) The December adjustment for bulk refuse and recycling charges has yet to be received from the City of Wanneroo due to the Christmas period, **\$123k**.

## **6 Utilities**

Electricity has a year to date budget of **\$1,469k**, but actual expenditure was only **\$1,303k**. Wet weather and below average temperatures required less irrigation than anticipated, and this resulted in reduced electricity usage.

## **7 Loss on Asset Disposal**

The trade-in of heavy and light vehicles and mobile plant has been delayed due to a review of internal administration procedures for the trade-in of vehicles under the State Government contract. It is expected that vehicles being replaced will begin being disposed of in January/February, **\$62k**.

## 8 Purchase of Furniture and Equipment

The underspend is due primarily to the following information technology projects: -

	Budget	Actual	Variance
a) Payroll System	\$250k	\$0k	\$250k
b) Network Infrastructure Upgrade	\$140k	\$0k	\$140k
c) Corporate PC and Notebook Replacement Program	\$120k	\$36k	\$84k
d) Equipment for Three Man Mowing Crew	\$80k	\$0k	\$80k
e) Two Way Radio System	\$83k	\$0k	\$83k
f) Document Management System	\$100k	\$0k	\$100k
g) Other	<u>\$139k</u>	<u>\$86k</u>	<u>\$53k</u>
	\$912k	\$122k	\$790k

- a) The tender for the new HR/Payroll system has been approved at **\$224k** and implementation will commence in February 2006. A payment schedule is yet to be finalised but payments will occur from February to December 2006.
- b) Tendering considerations will defer other infrastructure upgrades to the last quarter of the financial year, **\$140k**.
- c) All orders have been placed for PCs, notebooks and printers with the exception of **\$65k** of equipment for elected members.
- d) Expenditure on new capital equipment for a three man mowing crew, **\$80k**, has been deferred until next calendar year.
- e) **\$45k** has been incurred installing the Push To Talk phones in council vehicles, and is expected to be paid in January 2006. The remaining costs of **\$38k** are an operating nature, which will be billed by Telstra on a monthly basis.
- f) The business case for the new Document Management System has yet to be developed, so the tendering process will not commence until 2006, **\$100k**.
- g) Miscellaneous variances are as follows:

a. Oracle Expansion Project,	\$39k
b. 5 year Major IT upgrade,	\$25k
c. Network Infrastructure Upgrade	<u>(\$16k)</u>
	<b>\$48k</b>

## 9 Purchase of Vehicles and Plant

The purchase of heavy vehicles, **\$735k**, light vehicles, **\$540k**, and mobile plant, **\$407k**, has been delayed due to a review of internal administration procedures for the purchase of vehicles under the State Government contract. It is expected that acquisition of new vehicles will occur in January/February. Several vehicles were received and paid for in November, but these were approved last year.

This is offset by the purchase of a refuse truck, **\$164k**, a truck, **\$59k**, and a tractor, **\$75k**. Each vehicle had been budgeted for in 2004/05 as it was expected to be delivered prior to the end of the financial year. Delivery was delayed due to unforeseen circumstances of the supplier. In addition year to date light vehicles purchased were overspent by **\$19k**.

## 10 Construction of Infrastructure Assets

The details of the underspend in construction of infrastructure assets are as follows: -

	Budget	Actual	Variance
a) Joondalup Cultural Facility	\$1,005k	\$0k	\$1,005k
b) Road Resurfacing	\$2,369k	\$1,542	\$827k
c) Sorrento Beach Project	\$772k	\$131k	\$641k
d) Craigie Leisure Centre Refurbishment	\$3,927k	\$3,520k	\$407k
e) Other Building Maintenance	\$574k	\$136k	\$438k
f) Ocean Reef Road	\$1,660k	\$1,774k	(\$114k)
g) Parks & Reserves	\$347k	\$139k	\$208k
h) Administration Building Maintenance	\$675k	\$304k	\$371k
i) Joondalup Drive	\$1,103k	\$863k	\$240k
j) Traffic Management	\$855k	\$575k	\$280k
k) Drainage	\$327k	\$108k	\$218k
l) Foreshore Protection	\$282k	\$197k	\$85k
m) Ocean Reef Marina	\$165k	\$1k	\$164k
n) Playground Equipment	\$181k	\$77k	\$104k
o) Sporting Facilities	\$115k	\$29k	\$86k
p) Burns Beach Road	\$227k	\$6k	\$221k
q) Other Roadworks	\$56k	\$3k	\$53k
r) Other	\$674k	\$525k	\$147k
	\$15,312k	\$9,931k	\$5,381k

a) The settlement on the land purchase, **\$540k** has been delayed awaiting creation of land title. The City has also agreed to pay half the costs of construction for the road alongside the Joondalup Cultural Facility development site, **\$385k** Landscaping works have not yet commenced due to delayed land purchase, **\$80k**.

b) There were delays in commencing the road resurfacing program due to a number of contributing factors including inclement weather and an industry-wide demand for

contractors. However the contractor has given a commitment to have completed the program by the end of the financial year, **\$827k**.

- c) Work has commenced on the Sorrento Beach Project, with the remaining progress payments to be made early in 2006, **\$641k**.
- d) Finalisation of the refurbishment of the Craigie Leisure Centre has been delayed as a result of difficulties associated with the geothermal bore. It has been estimated that this will be resolved in February. The delays have resulted in an underspend of **\$407k** against the year to date budget.
- e) Construction of the toilet block in the Joondalup City centre has been delayed pending approval by the Western Australian Planning Commission, **\$147k**. It is expected that approval will be received and the project be undertaken in early 2006. The upgrade of plumbing in Neil Hawkins park has been delayed while soil samples are taken, **\$150k**. The Iluka Foreshore Toilet Block project has been re-tendered due to demand for enhanced specifications, **\$126k**. Other minor projects have been underspent by **\$15k**.
- f) The Ocean Reef Road development was completed on 31<sup>st</sup> October and was overspent due to variations for lighting, **\$114k**. The overspend on this project will be funded from savings in other roadwork projects.
- g) Adverse weather conditions and availability of contractors have delayed progress on parks and reserves works, particularly Lakeside Park, **\$45k**, Talbot Park, **\$53k**, Oleaster Park, **\$40k** and George Sears Park, **\$50k**, George Sears Park is now complete and the City is awaiting the final invoice. Other minor projects have been underspent by **\$20k**.
- h) Maintenance work on the lifts in the civic chambers has progressed as scheduled, and the City is now awaiting invoices from the contractor, **\$36k**. A lift replacement was also budgeted, **\$195k**, this has been estimated to be completed in early 2006. The replacement of air conditioning chillers is in the concept planning stage, **\$80k**, estimated to be completed in April/May. In addition other minor projects (individually less than **\$38k**) have been underspent by **\$60k**.
- i) Negotiations with Western Power regarding final lighting connections have been finalised. It is anticipated that the project will be completed and fully paid for by the end of January, **\$240k**.
- j) Traffic management works on Ballantine Road, **\$55k**, Sherrington Road, **\$31k**, and Grand Boulevard/Kendrew, **\$37k**, are progressing and will be finished by the end of January.

The Black Spot project tenders were approved at the December Council meeting and will be finished in January/February, **\$79k**. Other minor projects (individually less than **\$34k**) have been underspent by **\$78k**.



- k) The City is currently negotiating the final contribution towards main drainage through the Joondalup Gate development, **\$66k** this project has been estimated to be completed in March. In addition, drainage works on Collier Pass have been completed, but fencing needs to be installed. It is anticipated that the fencing will be installed in January, subject to the availability of contractors, **\$36k**. Drainage works on Winton Road have been completed but additional expenditure will be spent on fencing and on modifications to accommodate future freeway extensions, **\$60k**. Other minor projects (individually less than **\$22k**) have been underspent by **\$55k**.
- l) Progress on foreshore protection has been delayed due to adverse weather early in the year, **\$85k**.
- m) The Ocean Reef Marina structure plan process is expected to commence in February 2006 due to a delay in gaining approvals to proceed, **\$164k**.
- n) Installation of new playground equipment began in November. It is anticipated that the installation will be completed and paid for in January, **\$104k**.
- o) There have been delays in commencing the sporting facilities projects due to contractor availability, **\$86k**.
- p) The Burns Beach Road Development is still in the concept planning stage, **\$221k**.
- q) The funds for Major Construction Design of Various Roads will be expended on completion of the Burns Beach Road Development, **\$53k**.
- r) Other minor projects (individually less than **\$39k**) were underspent in total by **\$147k**.

## **11 Proceeds from Disposal**

The trade-in of heavy and light vehicles and mobile plant has been delayed due to a review of internal administration procedures for the trade-in of vehicles under the State Government contract. It is expected that vehicles being replaced will begin being disposed of in January/February, **\$453k**.

This was offset by vehicles, which were part of the previous year's vehicle replacement program being disposed of during July this financial year, **\$97k**.

## **12 Transfers from Reserves**

Transfers from reserves for the Craigie Leisure Centre total **\$2.2m**, compared to a year to date budget of **\$0.0m**. This is a timing variance as the transfer was budgeted for in June 2006. This is offset by budgeted transfers for heavy and light vehicles and mobile plant, which had a year to date budget of **\$1.6m**, not occurring due to delays in purchases.

---

### 13 Transfers to Reserves

Transfers to the Joondalup City Centre Public Parking Reserve total \$97k, this is unbudgeted cash in lieu of public parking revenue