



minutes

Annual General Meeting of Electors

MEETING HELD ON **TUESDAY, 10 DECEMBER 2013**

CITY OF JOONDALUP

MINUTES OF ANNUAL GENERAL MEETING OF ELECTORS HELD IN COUNCIL CHAMBER, JOONDALUP CIVIC CENTRE, BOAS AVENUE, JOONDALUP ON TUESDAY 10 DECEMBER 2013.

OPEN AND WELCOME

The Mayor declared the meeting open at 5.30pm and introduced the Councillors and the City's Auditors, Mr Patrick Warr, Partner of Grant Thornton (WA) Partnership and Mr Graeme Morissey, Grant Thornton (WA) Partnership.

ATTENDANCES

Mayor:

TROY PICKARD

Councillors:

CR TOM McLEAN, JP	North Ward
CR KERRY HOLLYWOOD	North Ward
CR SAM THOMAS	North-Central Ward
CR PHILIPPA TAYLOR	North-Central Ward
CR GEOFF AMPHLETT, JP	Central Ward
CR LIAM GOBBERT	Central Ward – <i>Deputy Mayor</i>
CR MIKE NORMAN	South-West Ward
CR CHRISTINE HAMILTON-PRIME	South-West Ward
CR BRIAN CORR	South-East Ward
CR JOHN CHESTER	South-East Ward
CR TERESA RITCHIE, JP	South Ward
CR RUSS FISHWICK, JP	South Ward

Officers:

MR GARRY HUNT	Chief Executive Officer
MS DALE PAGE	Director Planning and Community Development
MR JAMIE PARRY	Director Governance and Strategy
MR MIKE TIDY	Director Corporate Services
MR NICO CLAASSEN	Director Infrastructure Services
MR BRAD SILLENCE	Manager Governance
MR RONEY OOMMEN	Acting Manager Financial Services
MR JOHN BYRNE	Governance Coordinator
MRS LESLEY TAYLOR	Governance Officer
MRS DEBORAH GOUGES	Governance Officer

In Attendance:

MR CHARLIE REYNOLDS	Manager Asset Management
MR BLIGNAULT OLIVIER	Manager City Projects
MS DEBBIE TERELINCK	Manager Community Development and Library Services
MR VIC ETHERINGTON	Manager Compliance and Regulatory Services
MS CHRISTINE ROBINSON	Acting Manager Executive and Risk Services
MR GLENN HEAPPERMAN	Manager Human Resources Services
MR DAVID MURNAIN	Manager Information Technology
MR ANDREW MURPHY	Manager Infrastructure Management
MR MIKE SMITH	Manager Leisure and Cultural Services
MR MARK MCCRORY	Manager Marketing and Communications
MR MICHAEL HAMLING	Manager Operation Services
MR JOHN CORBELLINI	Manager Planning Services
MR MALCOLM JENKINSON	Manager Rangers, Parking and Community Safety
MS GLENDA BLAKE	Manager Strategic and Organisational Development
MS HARBHANI BANSAL	Acting Executive Officer
MRS JULIA WATSON	Acting Executive Liaison Officer
MR DANIEL DAVINI	Media Advisor
MR STUART MCLEA	Media and Communications Officer
MR PATRICK WARR	Partner, Grant Thornton Australia
MR GRAEME MORISSEY	Grant Thornton Australia

There were six members of the public in attendance, all of whom signed the attendance register. There was one member of the press in attendance.

ADDRESS BY THE MAYOR

The Mayor welcomed members of the public to the Annual General Meeting of Electors.

The Mayor advised that the meeting is held in accordance with Section 5.27 of the *Local Government Act 1995*.

The meeting was advertised in the Joondalup Weekender Community Newspaper on 31 October 2013. A public notice of the meeting was also placed on the City's website and notice boards.

PROCEDURES AT ELECTORS' MEETINGS

The Mayor outlined the requirements for voting and speaking at an Electors' Meeting and the definition of an Elector.

APOLOGIES

Nil.

VIDEO PRESENTATION

A video presentation was given outlining the events, activities and achievements of the City of Joondalup for the 2012-13 financial year.

CONTENTS OF THE 2012-13 ANNUAL REPORT

The Mayor advised that the purpose of the Annual General Meeting of Electors was not to adopt the Annual Report but to discuss its contents and raise any general business that Electors may have. In accordance with the *Local Government Act 1995* Council adopted the Annual Report at its meeting held on 19 November 2013 (CJ211-11/13 refers).

The Mayor commented that any questions of a general nature raised at the Annual General Meeting of Electors would be responded to and questions requiring a more detailed response would be taken on notice.

[2012-13 Annual Report.pdf](#)

Mr D Broad, 4B Daylight Close, Beldon:

Re: Councillors Salary.

Mr Broad expressed his views regarding the allowances and meeting fees Elected Members receive.

GENERAL BUSINESS

Dr M Apthorpe, 69 Bacchante Circle, Ocean Reef:

Dr Apthorpe spoke in relation to a weeding method trial which she previously raised at the 2012 Annual General Meeting of Electors. Dr Apthorpe asked the following questions:

- Q1 *Will the evaluation of different methods of weed control be carried out by persons having no financial interest in weed control?*
- Q2 *What is the proposed duration of the trial of these different methods of weed control?*
- Q3 *How large an area will be evaluated?*
- Q4 *What groups of weeds will be targeted during the trial period?*
- Q5 *Will the trial evaluate the medical cost of the adverse health effects of herbicides on people and domestic pets, particularly dogs, when examining the relative costs of different weed control methods?*

Q6 *Will the trial examine the effects of herbicides on the natural regeneration of native plant and fungal species?*

A1-6 Mayor Pickard advised these questions will be taken on notice.

Mayor Pickard stated that a hydrothermal weed control trial had previously been conducted by the City and the results reported to Council at its meeting held on 15 December 2009 (CJ282-12/09 refers). Council subsequently resolved as follows:

“That Council:

- 1 *NOTES the findings in Report CJ282-12/09 on the Hydrothermal Weed Control trial that hydrothermal was the least effective and most expensive method of controlling weeds;*
- 2 *ENDORSES the use of Glyphosate and Pendimethalin for the control of weeds within the City in accordance with manufacturers’ specifications;*
- 3 *REQUESTS that the City continues to investigate techniques and technologies to reduce the City’s reliance on herbicides for the control of weeds;*
- 4 *REQUESTS that the City provide information to the public, via the City’s website on the ways in which the use of pesticides (herbicides, insecticides and fungicides) can be reduced in the garden.”*

Mayor Pickard read aloud part of the resolution which was adopted by Council at its meeting held on 19 February 2013 (CJ005-02/13 refers) following the Annual General Meeting of Electors held in 2012.

“That Council:

- 1 *NOTES the Minutes of the Annual General Meeting of Electors held on 4 December 2012 forming Attachment 1 to Report CJ005-02/13;*
- 2 *In relation to Motion No. 1 carried at the Annual General Meeting of Electors NOTES:*
 - 2.1 *the outcomes of the use of Hydrothermal weed control has been previously reported to Council at its meeting held on 15 December 2009 (CJ282-12/09 refers);*
 - 2.2 *the City will CONTINUE to investigate techniques and technologies to reduce the City’s reliance on herbicides for the control of weeds;”*

MOVED Dr M Apthorpe, 69 Bacchante Circle, Ocean Reef, **SECONDED** Mr D Broad, 4B Daylight Close, Beldon that the City of Joondalup change from herbicide spraying to hydrothermal spraying in all children’s playgrounds, parks, public path ways, verges, beach accessways, car parks and median strips.

The Motion was Put and

CARRIED

There being no further business, Mayor Pickard declared the Annual General Meeting of Electors closed at 5.56pm.

The following Elected Members were present at that time:

MAYOR TROY PICKARD
CR TOM MCLEAN, JP
CR KERRY HOLLYWOOD
CR PHILIPPA TAYLOR
CR SAM THOMAS
CR GEOFF AMPHLETT, JP
CR LIAM GOBBERT
CR CHRISTINE HAMILTON-PRIME
CR MIKE NORMAN
CR BRIAN CORR
CR JOHN CHESTER
CR RUSS FISHWICK, JP
CR TERESA RITCHIE, JP

Annual Report 2012/2013







Contents

Mayor’s Message	2
Chief Executive Officer’s Message	4
Vision and Values	6
Your Council	7
Organisational Structure	7
Sustainability Reporting	8
Global Reporting Initiative Indicators Glossary	9
Key Theme – Governance and Leadership	10
Key Theme – Financial Sustainability	16
Key Theme – Quality Urban Environment	20
Key Theme – Economic Prosperity, Vibrancy and Growth	26
Key Theme – The Natural Environment	32
Key Theme – Community Wellbeing	42
Statutory Reports	58
Financial Indicators	62
Financial Statements	65
Elected Members Attendance	74



Mayor Troy Pickard

Mayor's Message

The 2012/2013 financial year enhanced the City of Joondalup's reputation as an innovative local government that is recognised internationally for delivering more than 150 services and programs to a connected and engaged community of over 162,000 residents.



Mirror Park skate park

This annual report demonstrates the City's commitment to supporting and improving community wellbeing by providing and promoting healthy and sustainable lifestyle opportunities for local residents.

The City is a vibrant and progressive local government dedicated to delivering and maintaining modern infrastructure, managing a vast array of parks, public open space and natural bushland areas and creating an engaged and inclusive community.

In 2012/2013, the City adopted its long-term strategic planning document, *Joondalup 2022*, strengthening a commitment to achieving the vision and aspirations of the local community and regional stakeholders over the next decade.

Joondalup 2022 is the City's Strategic Community Plan – an overarching guide for the future which outlines and drives a new vision for Joondalup as it seeks to become a bold, creative and prosperous City on the global stage and the commercial, civic and cultural hub of Perth's north-west region.

This key document, which was developed by the City after significant consultation and feedback from the local community, has been overwhelmingly embraced by local residents who are eager for Joondalup to continue its impressive development and growth.

Significant projects completed in 2012/2013 include the redevelopment of Tom Simpson Park at Mullaloo Beach and the Mirror Park Skate Park facility. These new facilities are the result of several years of planning and provide safe, secure and family-friendly beachside activities for the wider community to enjoy.

Construction commenced on the Currambine Community Centre this financial year. The state of the art building will provide a range of social, leisure, recreational, health and family support services for members of the community and will be completed in late 2013.

Maintaining and investing in new and upgraded community infrastructure further demonstrates the City's forward-thinking approach in ensuring the local community has access to outstanding facilities for the many sporting and community groups that play such a pivotal role in our City.

The City allocated funds towards exciting major projects such as the Ocean Reef Marina, the Joondalup Performing Arts and Cultural Facility and the City Centre Commercial Office Development.

Currently the majority of the City's working population travel outside the City of Joondalup to work, and with the population in the northern corridor set to rise considerably in

the next decade, the City is committed to attracting new investment and employment opportunities in Joondalup.

The City Centre Commercial Office Development has the potential to deliver the biggest commercial and mixed use development undertaken in Joondalup since Robert Holmes à Court and the Joondalup Development Corporation first started developing the City more than 30 years ago.

These major infrastructure projects will enhance the vitality and vibrancy of Joondalup, particularly in the City Centre, and vastly increase the number of people who will visit for work, retail and commercial purposes.

Joondalup continues to be recognised with a number of awards and accolades which is testimony to the City's commitment to being a leader in local government dedicated to innovation and outstanding service delivery.

I thank my fellow Elected Members along with CEO Garry Hunt and the staff of the City of Joondalup for their tireless work and service ensuring that the expectations, aspirations and hopes of the community for the future are realised.

The accomplishments of the City are many but they are all underpinned by

the common goal of striving to promote continuous improvement economically, environmentally and socially for the benefit of the wider Joondalup community.

The next 12 months will be busy as the City starts construction on a multi-storey car park project in the Joondalup City Centre, continues to upgrade sporting and community facilities, advances major City projects such as the Ocean Reef Marina and Joondalup Performing Arts and Cultural Facility and focuses on ensuring Joondalup is a leading Digital City in an increasing digital and online world.

On behalf of the Joondalup Council, I also extend my thanks to those in our community who have, over the past 12 months, contributed so much of their time, expertise and energy in helping make Joondalup a liveable City that is recognised internationally as one of the most desirable places to live, learn, work and visit.

Troy Pickard
Mayor



Chief Executive Officer Garry Hunt

CEO's message

The City of Joondalup is one of Western Australia's largest local governments in both size and population and is recognised nationally and internationally for its attractive and healthy lifestyle opportunities.



2013 Joondalup Festival

The City takes great pride in delivering a broad range of award-winning services, initiatives and programs to a connected and engaged local community of more than 162,000 residents.

The 2012/2013 Budget allowed the City to balance the need to provide the outstanding services, programs, facilities and works the community has come to expect while minimising the burden on its ratepayers.

The City strives to provide quality services to its community including the City's libraries and leisure centres, coastal paths, enhanced parks and playgrounds, free festivals and cultural events, waste collection and recycling, road and footpath upkeep, graffiti removal, traffic management on local roads, security patrols and child health immunisation clinics.

Late in 2012 the City adopted its Strategic Community Plan for the next decade, *Joondalup 2022*, outlining how issues such as increased population in the region, pressure on regional transport networks, maintaining and developing infrastructure and enhancing natural assets will be addressed over the next decade.

The Plan includes a number of major transformational projects that will change the face of the City and position Joondalup as the primary activity centre and capital of the North West Metropolitan Region.

In 2012/2013 we saw record levels of investment within the Joondalup City Centre totalling around \$1billion, demonstrating the strength and confidence in Joondalup's future as a significant strategic activity centre in the Perth metropolitan area.

Some of the major developments and extensions completed or underway during 2012/2013 include the redevelopment of the Joondalup Health Campus and Lakeside Joondalup Shopping City, development at Edith Cowan University and Joondalup Quadrangle, the expansion of Joondalup Resort, and a new commercial centre in Currambine.

A number of significant City projects will progress over the next 12 months, including the advancement of Ocean Reef Marina and the Joondalup Performing Arts and Cultural Facility, as well as the completion of the Currambine Community Centre and commencement of construction on the Joondalup City Centre multi-storey car park.

The City has initiated a proposed City Centre Commercial Office Development and it is hoped that a relocated State Government department or agency will become the major tenant, bringing approximately 600 public sector employees to Joondalup.

The realisation of these projects truly positions Joondalup as a bold, creative and prosperous City on the global stage.

The launch of *Joondalup: Digital City* saw Joondalup become the first local government in the Perth metropolitan area to release a digital strategy, demonstrating the City's commitment to maximising opportunities ahead for the business community, potential business investors, visitors to Joondalup and local residents.

The City conducted its Customer Satisfaction Survey in June 2013 and it was very pleasing to see an overwhelming majority of residents surveyed were satisfied with the City's performance in understanding the needs of the community and delivering services, programs and facilities to its residents (94.1% satisfaction with services provided).

During 2012/2013, the City won the Australian Business Excellence Award for the Category of Strategy and Planning, recognising organisational best practice for the City's planning processes, implementation of plans

through its projects and programs, and a demonstrated commitment to continuous improvement.

The City also became the first local government in Western Australia to be recognised by the Green Building Council Australia for achieving a 4 Star Green Star – Public Building Pilot Rating for the new Currambine Community Centre, which was designed with a range of environmentally efficient features, and received an award from the Public Health Advocacy Institute of WA for the prevention of disease in children through the provision of weekly immunisation clinics and a school based immunisation program.

Finally, I would like to thank and recognise the continued efforts and leadership of the Joondalup Council and City staff for their commitment to delivering excellent customer service, outstanding services and positive outcomes for local ratepayers and residents.

Garry Hunt PSM
Chief Executive Officer

Vision and Values

Vision

Joondalup 2022, adopted in October 2012, is the City of Joondalup's long-term strategic planning document that outlines its commitment to achieving the vision and aspirations of its community and regional stakeholders.

Joondalup 2022 outlines the vision of becoming:

“A global City: bold, creative and prosperous”

Values

In alignment with the City's vision, it has adopted the following values.

Primary Values

Values that are inherent in any well functioning community driven organisation

- Transparent
- Accountable
- Honest
- Ethical
- Respectful
- Sustainable
- Professional

Distinguishing Values

Values that drive strategic improvement and position the City and its community as leaders in excellence.

Bold

We will make courageous decisions for the benefit of the community and future generations.

Ambitious

We will lead with strength and conviction to achieve our vision for the City.

Innovative

We will learn and adapt to changing circumstances to ensure we are always one step ahead.

Enterprising

We will undertake ventures that forge new directions for business and the local economy.

Prosperous

We will ensure our City benefits from a thriving economy built on local commercial success.

Compassionate

We will act with empathy and understanding of our community's needs and ambitions.




Joondalup 2022

Joondalup 2022 is structured into six key themes that provide strategic direction to enable the City to achieve the Vision. The key themes are:

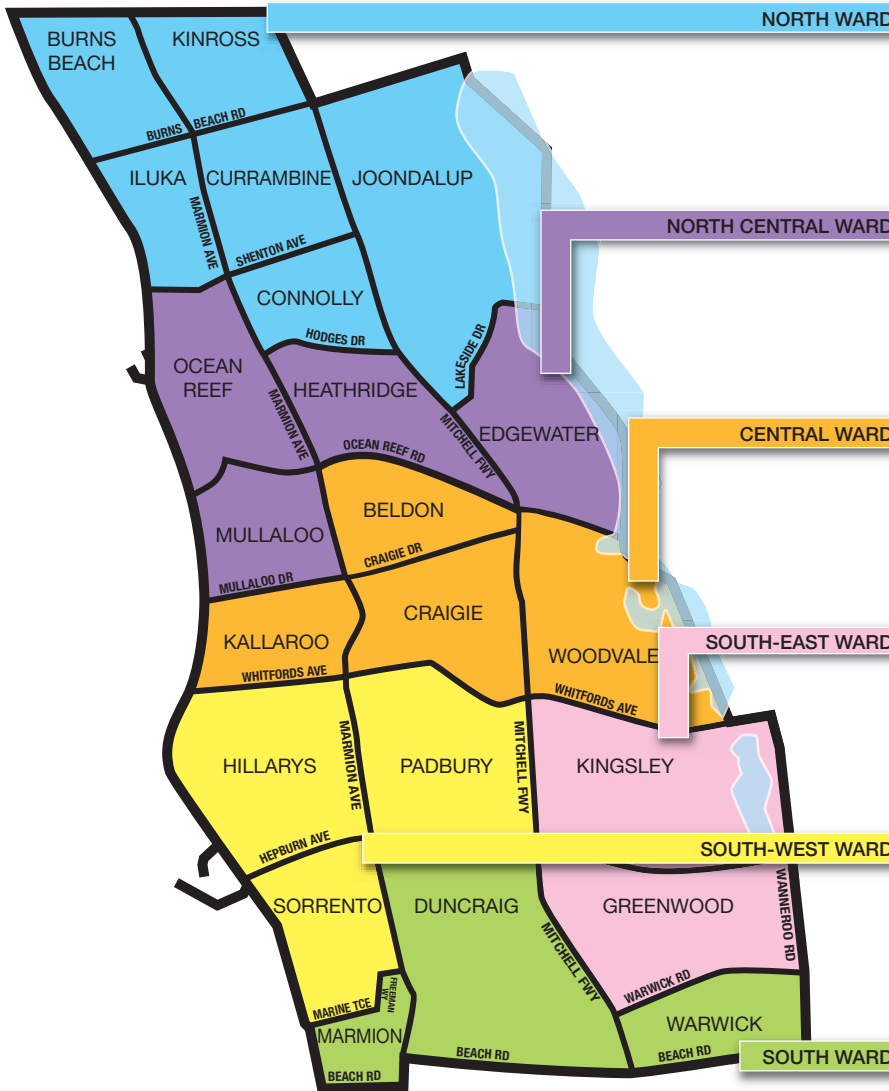
1. Governance and Leadership;
2. Financial Sustainability;
3. Quality Urban Environment;
4. Economic Prosperity, Vibrancy and Growth;
5. The Natural Environment; and
6. Community Wellbeing.

Achievements against each key theme are outlined throughout this Annual Report.

Your Council



Mayor
Troy Pickard




Cr Kerry Hollywood
TERM EXPIRES
Oct 2013



Cr Tom McLean JP
TERM EXPIRES
Oct 2015



Cr Philippa Taylor
TERM EXPIRES
Oct 2013



Cr Sam Thomas
TERM EXPIRES
Oct 2015



Cr Liam Gobbert
TERM EXPIRES
Oct 2013




Cr Geoff Amphlett JP
TERM EXPIRES
Oct 2015




Cr John Chester
TERM EXPIRES
Oct 2013



Cr Brian Corr
TERM EXPIRES
Oct 2015



Cr Christine Hamilton-Prime
TERM EXPIRES
Oct 2013



Cr Michael Norman [Deputy Mayor]
TERM EXPIRES
Oct 2015



Cr Russ Fishwick JP
TERM EXPIRES
Oct 2013



Cr Teresa Ritchie
TERM EXPIRES
Oct 2015

Organisational Structure



Chief Executive Officer
Garry Hunt

Office of the CEO



Director
Mike Tidy

Corporate Services



Director
Nico Claassen

Infrastructure Services



Director
Jamie Parry

Governance and Strategy



Director
Dale Page

Planning and Community Development

Sustainability Reporting



Measuring photovoltaic cell performance

The City is committed to sustainable development and has adopted the following definition of sustainability:

Meeting the needs of current and future generations through the integration of environmental protection, social advancement, and economic prosperity.

The City applies this definition to the planning and management of its infrastructure and resources and uses a number of indicators to assess the overall sustainability of the City and to influence planning and service decisions.

This is the fifth year that the City has included the Global Reporting Initiative (GRI) in the Annual Report. The GRI is a comprehensive, best practice sustainability reporting framework that establishes guidelines, principles and indicators for organisations to measure and report against their economic, environmental and social performance.

The 2012/2013 City of Joondalup Annual Report does not include the GRI in its entirety.

The City has chosen indicators that are supported by adequate qualitative and quantitative information that will provide the community and key stakeholders with information on progress towards sustainable development.

The City has a responsibility to the community and key stakeholders to be transparent across all operations and activities and to lead by example, and therefore has chosen to include the GRI in the Annual Report for the fifth year.

Sustainability reporting will continue to be enhanced in future Annual Reports and will continue to be seen as part of the City's core business.

Measuring Success

In addition to the adopted Global Reporting Initiative Indicators, the City developed Strategic Performance Indicators to measure achievement of the Aspirational Outcomes of the ten year *Strategic Community Plan 2012-2022: Joondalup 2022*.

These indicators and relevant targets are detailed in full in *Joondalup 2022* and will be reported annually within the Annual Report.

The City has set specific targets to achieve over the next ten year years, and it is expected that the City will work progressively towards achieving these over the life of the Plan. In the first year of the Plan, the City will report against the indicators that have been achieved and for which systems are currently in place for reliable measurement. Measurement of Strategic Initiatives will be reported at the end of each of the relevant Key Themes within this Annual Report.

GRI Indicator Ref	GRI Indicator Description	Annual report Data Description	Page No
PR5	Practices related to customer satisfaction, including results of surveys measuring customer satisfaction	Percentage Community Satisfaction Rating	13
EN3	Direct energy consumption by primary energy source	Annual Corporate Energy Consumption	38
EN8	Total water withdrawal by source	Corporate Scheme Water Consumption	36
		Corporate Groundwater Consumption	36
EN12	Description of significant impacts of activities, products, and services on biodiversity in protected areas and areas of high biodiversity value outside protected areas	Density of Priority Environmental Weeds	41
EN12		Waste Present within Natural Area Reserves	41
EN16	Total direct and indirect greenhouse gas emissions by weight	Corporate Greenhouse Gas Emissions	37
EN22	Total weight of waste by type and disposal method	Waste Diverted from Landfill (Tonnes)	39
		Total Waste Diverted from Landfill (Percentage)	39
EC8	Development and impact of infrastructure investments and services provided primarily for public benefit through commercial, in-kind or pro bono engagement	Value of Planning Approvals Issued – City Centre	30
		Value of Building Permits Issued – City Centre	30
		Value of Planning Approvals Issued – Whole of City	24
		Value of Building Permits Issued – Whole of City	23
		Number of Business Forums and Attendance	28
SO1	Percentage of operations with implemented local community engagement, impact assessments, and development programs	The extent to which the City consults the community about local issues	12
		Top Incident Types Reported to City Watch	54
		Number of Graffiti Removal Requested – Total	55
		Number of Children Immunised	56
		Number of Vaccines Administered	56
EC1	Direct economic value generated and distributed, including revenues, operating costs, employee compensation, donations, and other community investments, retained earnings, and payments to capital providers and governments	Total Value of Community Funding Program	44
		Dollar Value of Events Sponsored by the City (excluding Community Funding)	31
		Total Revenue	68
		Financial Statements	65



Governance and Leadership

Aspirational Outcome:

“The City is recognised for its outstanding governance practices, which are achieved through strong leadership and fully-integrated community engagement systems.”



Joondalup Civic Chambers

Awards and Recognition

During 2012/2013 the City won a number of awards or received recognition for its achievements as outlined below.

Australian Business Excellence Award

The City won the 2012 Australian Business Excellence Award for the Category of Strategy and Planning. This national award was in recognition of organisational best practice for the City's planning processes, implementation of plans through its projects and programs, and the City's demonstrated commitment to continuous improvement.

4 Star Green Star Rating – Currambine Community Centre

The City of Joondalup is the first local government in Western Australia to be recognised by the Green Building Council Australia for achieving a 4 Star Green Star – Public Building Pilot Rating for the new Currambine Community Centre. The Community Centre was designed with a range of environmentally efficient features,

including rainwater harvesting, photovoltaic panels, passive solar design, energy-efficient lighting and low water consumption appliances.

Immunisation Award

The City received an award from the Public Health Advocacy Institute of WA. The award recognised the City's contribution to the prevention of disease in children through the provision of weekly immunisation clinics for 0-4 year olds and the school based immunisation program throughout the year.

Communication

The City produced a wide range of materials to inform residents, stakeholders and the community about services and events within the City. These included:

- Annual Report 2011-2012
- *Strategic Community Plan: Joondalup 2022*
- Priority Projects Briefing Paper which was given to the State Government and the opposition prior to the March 2013 election



There were 994,982 visits to the City's website in 2012/2013.

- A range of media releases and statements featured on the City's website and in the Joondalup Times/Weekender, The West Australian and The Sunday Times
- City News – an eight page newsletter distributed to residents in July 2012, October 2012, December 2012 and March 2013
- Joondalup Voice – a fortnightly full page advertisement published in the Joondalup Weekender newspaper, distributed to households and businesses
- What's On – a full page advertisement published on a monthly basis in the Joondalup Weekender newspaper and distributed to households and businesses
- Explore Joondalup – a 48 page booklet about City services and programs distributed to residents in November 2012
- The 2013 Joondalup Festival Regional Promotion which featured in The West Australian and The Sunday Times newspapers during March 2013.

Radio

As part of the City's sponsorship of Twin Cities FM, City staff promoted specific programs and events in weekly radio interviews during the year. These 20 minute interviews allowed the City to communicate upcoming activities to a local audience. These included the Joondalup Festival and other cultural events, leisure centre programs, Year of Reading and Library events, road safety initiatives, school parking, environmental events, and the graffiti removal service.

Website

The City's website continued to be developed as a significant information source for the community. The website contains a variety of search functions as well as online forms, online payments and interactive virtual tours. New features in 2012/2013 to improve communication and facilities for customers included:

- The launch of the City's new Facebook, Twitter and YouTube pages
- Live data streaming of the energy created from photovoltaic (PV) cells on City buildings
- Additional videos embedded into the City's web pages, including group fitness videos for the Leisure Centres
- Additional online payment facilities for selected City services
- Additional online forms and surveys.

Electronic Communication and Social Media



The City continued to provide a range of e-newsletters to subscribers during 2012/2013, including Joondalup Voice Online, Joondalup Business Online, Joondalup Library Online, Joondalup Leisure Online, Arts in Focus Online, Clubs in Focus Online, Joondalup Job Notices Online, Joondalup Tender Alerts Online, School Connections, e-business Newsletter, and the Y-Lounge Newsletter. Readers can subscribe to these e-newsletters at joondalup.wa.gov.au

The City also launched new social media platforms in April 2013 to encourage engagement, feedback and discussion with its community on issues that are important to them.

The instantaneous nature of social media allows the City to respond to the changing needs of residents and stakeholders, and facilitates a greater level of personal interaction between the City and its residents.

Community Consultation

In order to inform decision-making, the City consults with the community and key stakeholders on major projects, issues and policies to obtain feedback from affected and interested persons. Consultation was conducted on a number of key projects and initiatives during 2012/2013 including:

- The draft *Strategic Community Plan 2012-2022: Joondalup 2022* – phase two of the development of the City's *Strategic Community Plan 2012-2022* which was conducted in August and September 2012. Three surveys were released to randomly selected residents, general community members and targeted stakeholders. The results determined the level of support for the proposed aspirational outcomes and objectives contained within the draft Plan.
- Ward and Councillor Representation Review – consultation with residents and electors on possible ward boundary options, possible changes to ward names, and the appropriate level of Councillor representation per ward. The consultation fulfilled the City's legislative requirement to review ward boundaries and Councillor representation levels every eight years. Any changes endorsed as a result of the review would take effect for the 2015 local government elections.



- Warwick Open Space, Warwick – Proposed Hockey Infrastructure Project – consultation on the proposed construction of a synthetic hockey pitch and grass pitches, clubroom facility and sports floodlighting in Warwick Open Space, Warwick. Consultation was undertaken with residents, representatives from local hockey clubs, user groups, facility managers, Warwick High School, Friends Groups, the Department of Sport and Recreation, Hockey WA, and the local residents association. The feedback informed the development of a detailed concept plan as part of an application to the Department of Sport and Recreation’s Community Sport Recreation Facilities Fund.
- Proposed Community Sporting Facilities – consultation on the proposed new and upgraded existing community sporting facilities, sports floodlighting and park equipment in Bramston Park, Burns Beach, Hawker Park, Warwick, and Admiral Park, Heathridge. Consultation was undertaken with residents, facility users, resident associations, and school representatives. The feedback informed the development of detailed concept plans as part of several applications to the Department of Sport and Recreation’s Community Sport Recreation Facilities Fund.
- Proposed Park Development Delamere Park, Currumbine – consultation on the proposed development of a new park in Currumbine. Consultation was undertaken with residents, potential users of Currumbine Community Centre and local State and Federal Government politicians. Feedback received will determine the features and assets that will be contained in the Park when constructed in 2013-2014.

Other projects on which the City consulted included:

- Planning Policy amendments
- Eight-year review of local laws
- *Draft Lilburne Park Management Plan*
- *Draft Pathogen Management Plan*
- Mawson Park and Hillarys Park – Proposed Irrigation Works
- Fenton Park, Hillarys – Tennis Court Decommissioning
- *Walkability Plan*
- Revised Local Housing Strategy
- Draft Local Commercial Strategy.


Strategic Community Reference Group

The Strategic Community Reference Group met on two occasions during the year to review the City’s current *Community Safety and Crime Prevention Plan 2009-2011* and *Environment Plan 2007-2011*.

The Group’s consideration of the *Community Development Plan 2006-2011* was deferred until 2013-2014. Current membership of the Group will continue through 2013-2014, as the members enter the second year of a two-year tenure.

The indicator below highlights the percentage satisfaction with the City’s consultation in 2012/2013.

Global Reporting Indicator SO1	2012/2013 Measure
The extent to which the City consults the community about local issues	73.9%



89.1% Overall Customer Satisfaction Rating

Customer Satisfaction Survey

The City conducted its Customer Satisfaction Survey in June 2013. The survey is conducted annually to measure the level of overall satisfaction with the City and its performance in delivering specific services and facilities. Selected by random sampling, 603 respondents from within the City were interviewed by telephone, and were asked a series of questions relating to overall satisfaction and satisfaction with specific services and facilities provided by the City. Care was taken to ensure that the sample was representative of the City's demographic profile in terms of age, gender and location.

A separate survey was conducted of residents who had used the City's Building and Planning Services over the previous 12 months to determine how satisfied they were with the service provided to them.

The sample size for the Customer Satisfaction Survey produced a sampling precision of +/- 4% at the 95% confidence interval. This ensures a 95% certainty that the results obtained will be within +/-4% if a census was conducted of all households within the City of Joondalup.

Global Reporting Indicator PR5	2012/2013 Measure
Overall Community Satisfaction Rating	89.1%

The table provides the full results and comparisons with the results of the previous two years.

Service	2010-2011	2011-2012	2012-2013
Overall Satisfaction	84.1%	87.5%	89.1%
Satisfaction with Services Provided	92.0%	92.7%	94.1%
Value for money from rates	66.1%	66.8%	72.7%
Libraries	95.1%	97.2%	95.6%
Festivals, Events and Cultural Activities	93.1%	89.8%	90.5%
Sport and Recreation	95.6%	94.2%	94.5%
Mobile Security Patrols	66.7%	71.1%	71.0%
Graffiti Removal	92.1%	89.8%	92.5%
Ranger Services	78.3%	85.0%	82.0%
Weekly Rubbish Collection	98.5%	97.4%	97.4%
Fortnightly Recycling	89.9%	91.4%	91.8%
Parks and Public Open Space	90.8%	93.0%	93.2%
Street Appearance	83.4%	88.0%	91.1%
Planning	95.2%	84.1%	72.0%
Building	94.7%	84.1%	79.0%
Management and Control of Traffic on Local Roads	73.5%	81.8%	83.0%
Parking City Centre	45.5%	55.0%	55.0%
Parking Residential Areas	76.8%	83.9%	86.1%
Parking Adjacent to Schools	43.2%	42.7%	61.6%
Parking Adjacent to Railway Stations	NA	NA	44.9%
The City Consults with the Community about Local Issues	67.4%	71.3%	73.9%
The City Informs the Community about Local Issues	72.9%	76.0%	77.5%
Understand Community Needs	68.8%	74.5%	82.2%



Strategic Community Plan

In October 2012, Council adopted the City's new *Strategic Community Plan 2012-2022: Joondalup 2022*, and *Corporate Business Plan 2012-2017*.

These plans were developed in accordance with the Department of Local Government and Communities new *Integrated Planning and Reporting Framework*.

The *Strategic Community Plan 2012-2022* is the City's long-term strategic planning document that outlines its commitment to achieving the vision and aspirations of the community and regional stakeholders.

The *Corporate Business Plan 2012-2017* translates the objectives contained within the *Strategic Community Plan 2012-2022* into specific actions for delivery over a five year period.

Local Government Reform

In June 2011, the then Minister for Local Government, the Hon John Castrilli MLA, announced an independent review of Perth metropolitan local government and broader governance structures.

An independent Metropolitan Local Government Review Panel was appointed to examine the social, economic and environmental challenges facing metropolitan Perth and to recommend appropriate boundaries and governance models for local governments in the Perth metropolitan area.

In October 2012 the Panel released its final report in relation to the proposed reform of local government in the Perth Metropolitan Area.

In April 2013, the City responded to each of the 30 recommendations made by the Panel. The City's responses were based, where possible, on its previous submissions and reform reports.

The City of Joondalup is of the view that whilst improvements can be made to local government arrangements in the Perth metropolitan area, a more holistic view, examining the intergovernmental relations between Federal, State and local government, and the respective roles and responsibilities between the three spheres of government, is required rather than the adequacy of the current state of local government.

The Minister for Local Government is expected to make an announcement related to reform of local government in the Perth Metropolitan Area in 2013-2014.

Review of Governance Framework

The revised *Governance Framework* was endorsed by Council at its meeting held on 16 April 2013. The *Governance Framework* provides clear guidance to City employees and Elected Members on their responsibilities and decision-making processes.

Local Laws

The *City of Joondalup Pest Plant Local Law 2012* was adopted by Council and came into operation during 2012/2013. This local law provides an enforceable framework to assist the City to control the outbreak of the pest plant, Caltrop, on private property.

The City also adopted draft versions of a new *City of Joondalup Parking Local Law*

2013 and a new *City of Joondalup Meeting Procedures Local Law 2013* for public advertising. Both local laws were advertised for public comment and the outcome of the consultation will be reported to Council in early 2013-2014.

The City completed its eight year statutory review of the City's local laws during the year. The review identified several local laws that required amendment or redrafting to ensure that the local laws reflected community expectations as well as improved City operations. A period of six week public advertising was conducted to determine if the local laws should remain, be amended or repealed in their entirety.

The results of public advertising and an internal assessment determined that the City's local law framework should be amended. The actions recommended in the review, including the creation of new local laws, will progress through Council over the next 12 months.

Review of Policies

The City continued with a review of its Policy Manual which had commenced in 2011-2012. The aim of the review was to ensure City policies remain consistent and relevant. During this period, the Policy Committee considered major amendments to 33 existing policies and the introduction of two new policies.

Following advice from the Policy Committee, Council adopted:

- Amendments to 22 existing policies

- The introduction of two new policies
 - Facility Hire Subsidy Policy
 - Consulting Rooms Policy
- The revocation of eight existing policies.

The Policy Manual review process will continue in 2013-2014.

External Partnerships

The City has taken an active role in collaborating with a number of professional associations, industry groups and state government agencies through representation on key external and strategic bodies. These included:

- Australian Local Government Association
- Joondalup Learning Precinct Board
- Mindarie Regional Council
- Tamala Park Regional Council
- Mitchell Freeway Extension Community Group
- WALGA Executive/Zone Meeting
- WALGA North Zone
- Local Government Chief Officers' Group
- Building Commission Stakeholder Reference Group
- District Emergency Management Committee
- Local Emergency Management Committee
- LGMA Governance Network Committee
- Edith Cowan University Business and Innovation Centre
- WA Police
- BiodiverCities Advisory Committee
- ICLEI – Local Government for Sustainability – Africa
- ICLEI – Local Governments for Sustainability – Oceania
- Joondalup Health Campus
- Strategic Library Partnerships Agreement Steering Committee
- Jinan Sister City Relationship.



ECU's iconic Chancellery Building

Measuring Success

Strategic Community Plan Strategic Performance Indicators – Governance and Leadership

The following reports against achievement of targets in 2012/2013.

Indicator	City Target	Outcome	Source
Leadership	Maintain Elected Member or Executive representation on two or more national or international strategic bodies with City representation.	Two	Annual Report
Leadership	100% of requests for submissions on major plans, strategies and policies affecting local government are responded to.	80%	Submissions Log
Active Democracy	100% of City-wide sample sized community consultations achieve a statistically reliable response rate based on a confidence rating of 95% and +/-5% margin for error.	N/A	No City-wide consultations conducted since adoption of Joondalup 2022
Corporate Efficiency	Maintain or exceed the average customer satisfaction rating (83%) since 2008.	89.1%	2013 Annual Customer Satisfaction Survey

It is not expected that all targets will be reported against in the first year of the Plan. Performance against all targets will be reported once data is available.



Financial Sustainability

Aspirational Outcomes

“The City is a financially diverse local government that uses innovative solutions to achieve long-term financial sustainability. Its rates revenue is moderated through the adoption of ongoing service efficiencies and alternative income streams.”



Joondalup Library

Integrated Planning Framework – State Government Requirements

In 2011, the Department of Local Government and Communities introduced its Integrated Planning and Reporting Framework to standardise and guide strategic and corporate business planning across the Western Australian local government industry.

In order to ensure compliance with the requirements of the Integrated Planning and Reporting Framework, the following new and revised strategic documents were endorsed during the year:

- *Strategic Community Plan 2012-2022, Joondalup 2022*
- *Corporate Business Plan 2012-2017*
- *20 Year Strategic Financial Plan*
- *Workforce Plan.*

A review of the Asset Management Plan and Strategy has commenced and will be finalised in 2013-2014.

A review of the City's Risk Management Framework was also undertaken and will be presented to Council, seeking endorsement, in 2013-2014.

The City is therefore able to demonstrate compliance with the Department's requirements for strategic and corporate business planning.

20 Year Strategic Financial Plan

In November 2012 Council adopted a new *20 Year Strategic Financial Plan*. The Plan outlines the City's approach to delivering infrastructure and services to the community in a financially sustainable manner by projecting the City's financial position over a 20 year period. The Plan also aims to inform the resourcing requirements and financial capacity of the City to achieve the objectives of *Joondalup 2022*.



The new *20 Year Strategic Financial Plan* outlines the City's approach to delivering infrastructure and services to the community.

Asset Management Plan

The City's current *Asset Management Plan* is currently undergoing a major review driven by the requirements of the Integrated Planning Framework. The revised *Asset Management Plan* will focus on major infrastructure asset classes. Individual Asset Plans already exist for buildings, drainage, fleet and roads. The *Parks Asset Management Plan* and the *Paths Asset Management Plan* are currently being developed.

Capital Works Program

Parks Development Program

The City has upgraded the irrigation systems at Penistone Park West, Greenwood, Charonia Park, Mullaloo and Central Park, Joondalup.

Eco-zoning and hydro-zoning works to reduce water consumption within turf and natural areas were completed in 2012/2013 in Mawson Park and Hillarys Park, Hillarys. This was the completion of the first stage with the second stage of installing additional infrastructure to be completed in the 2013-2014 financial year.

Foreshore and Natural Area Management Program

During the year the City constructed fencing to protect sand dunes, bushland and native flora and fauna in Warwick Open Space, Marmion Foreshore, Sorrento Foreshore and Whitford Nodes Foreshore. Pathways were upgraded in Craigie Open Space and Hepburn Heights Bushland Reserve.

Park Equipment Program

New play equipment was installed in the following parks:

- Parkside Park, Woodvale
- Camberwarra Park, Craigie

- Robin Park, Sorrento
- Admiral Park, Heathridge
- Astride Park, Kallaroo
- Stanford Park, Kallaroo
- Santiago Park, Ocean Reef
- Beaumont Park, Greenwood.

In addition to play equipment, a number of picnic tables, practise cricket wickets and covers, goal posts, benches and barbeques were also installed at various parks within the City of Joondalup.

Local Traffic Management Program

The City completed a number of traffic management projects which included the installation of median trees, pedestrian islands and crossings, and traffic calming at a number of locations including:

- Conidae Drive, Heathridge
- Poseidon Road, Heathridge
- Meridian Drive, Mullaloo
- Marri Road, Duncraig
- Craigie Drive, Craigie.

Major Road Construction Program

Works on the dualling of Moore Drive (East) were completed during the year. In addition significant works were undertaken along Hodges Drive including an upgrade of lighting and drainage, new and widened footpaths, the installation of cycle lanes, a new two-lane roundabout at the Venturi Drive intersection, and an upgrade of the existing roundabout at Constellation Drive.

Black Spot Programs

As part of the State and Federal Black Spot Programs, the City carried out a number of projects including:

- Road improvements along Oceanside Promenade, Mullaloo
- Median treatment along Candlewood Boulevard, Joondalup

- Modification at the intersection of Ocean Reef Road and Edgewater Drive, Edgewater.

New Paths Program

New footpaths were constructed within the City at key locations including:

- Whitfords Avenue, Hillarys – shared path
- Connolly Drive, Connolly – recreational shared path.

Stormwater Drainage Program

A number of drainage sumps were improved which included installation of biofiltration zones and upgrade of drainage networks at various locations including:

- Whitfords West Park, Kallaroo
- Waterford Park, Hillarys
- Trailwood Drive, Woodvale
- Twickenham Drive, Kingsley.

Road Preservation and Resurfacing Program

The City completed 23.27 kilometres of new asphalt as part of its road resurfacing program for both local and major arterial roads including:

- Trailwood Drive, Woodvale
- Admiral Grove, Heathridge
- Hepburn Avenue – Karuah Way to Goollelal Drive
- Ocean Reef Road – Venturi Drive to Marmion Avenue, Ocean Reef
- Cockman Road – Warwick Road to Hepburn Avenue, Greenwood.



Building Capital Works Program

The City completed a number of Building Capital Works Projects in 2012/2013 including:

- Internal refurbishment at Duncraig Library, Duncraig
- Refurbishment of Sorrento Community Hall, Sorrento
- Refurbishment of Beldon Park change rooms, Beldon
- Refurbishment of Sorrento Bowling Club toilets, Sorrento
- Refurbishment of Korella Park change rooms, Mullaloo.

Property Management Framework

Council endorsed the City's Property Management Framework in November 2012. The Framework was developed to provide a consistent approach to the management, leasing, licensing and facility hire provisions of all property under the City's ownership, care and control. This approach included:

- The classification of City-owned and managed property
- The establishment of categories and associated principles under which City-owned and managed property may be used and occupied

- The promotion of equitable, effective and sustainable management practices for the use and occupation of City-owned and managed property.

The Framework takes into account the City's statutory obligations, the desire to promote the wellbeing of people in the community through support of recreational and community groups, and the provision of high quality and accessible facilities. The process of negotiating new lease agreements with user groups has commenced, and will continue during 2013-2014.

A Facility Hire Subsidy Policy was also adopted as part of the Property Management Framework which allows community and sporting groups various levels of subsidy for the use of the City's facilities where the groups can demonstrate not-for-profit status and 50% of its active membership residing within the City.

Subsidies provided to user groups in line with the Facility Hire Subsidy Policy in 2012/2013 amounted to \$1,477,647.

The Property Management Framework takes into account the City's statutory obligations, the desire to promote the wellbeing of people in the community.

Measuring Success

Strategic Community Plan Strategic Performance Indicators – Financial Sustainability

Indicators relating to Financial Ratios are provided in the Financial Indicators section of the Annual Report. Asset Management Ratios are not yet available and will be reported in future Annual Reports.



Shenton Avenue/Moore Drive upgrade



Quality Urban Environment

Aspirational Outcome:

“The City’s built environment is planned for enduring relevance through quality, modern design that is creative, flexible and diverse. Design of its urban landscapes promotes connectivity, useability and accessibility; contributing to the highest standards of liveability.”



Review of Local Planning Strategy

A review of the draft Local Planning Strategy commenced during the year. The Local Planning Strategy will guide the overall planning direction for the City and provide the strategic context for the development of the Local Housing Strategy, the Local Commercial Strategy, and ultimately the Local Planning Scheme. The recommendations from the Local Housing Strategy and Local Commercial Strategy will be included in the draft Local Planning Strategy once these strategies are finalised.

District Planning Scheme

The City of Joondalup’s District Planning Scheme No 2 is the City’s local planning scheme and sets the statutory framework for planning and development within the City.

A review of District Planning Scheme No 2 (DPS2) commenced in 2012/2013. Further work on the Scheme review will continue in 2013-

2014 and will incorporate the recommendations of the Local Housing Strategy, Local Commercial Strategy and Local Planning Strategy, once these strategies are finalised.

Local Housing Strategy

In January 2012, the City received a formal response from the Department of Planning, providing comments on the need to further align the draft Local Housing Strategy with State Government planning direction. A review of the Strategy was subsequently undertaken and public consultation on revised Housing Opportunity Areas was undertaken in February 2013. The revised version of the Local Housing Strategy was approved at the April 2013 Council meeting and forwarded to the Western Australian Planning Commission for endorsement.

Following the approval of the draft Local Housing Strategy at the April 2013 Council meeting, Council resolved to prepare an amendment



\$1million
redevelopment of
Tom Simpson Park

to District Planning Scheme No 2, and develop local planning policies in order to implement the recommendations of the Local Housing Strategy. Work on the draft Scheme Amendment and planning policies commenced, and is planned to be referred to Council for approval to advertise in 2013-2014.

Omnibus Amendment to DPS2

As part of the review of District Planning Scheme No 2, several items were identified that could be addressed through an amendment to DPS2, which would improve the functionality of DPS2 in the short term.

The Omnibus amendment was advertised for public comment and received final approval at the June 2013 Council meeting. The amendment has been referred to the Western Australian Planning Commission for determination by the Minister for Planning.

Activity Centre Structure Plan

State Planning Policy 4.2 Activity Centres Policy for Perth and Peel requires the development of an Activity Centre Structure Plan for all strategic regional centres, which includes the Joondalup City Centre.

Preparation of the Activity Centre Structure Plan for the Joondalup City Centre commenced in 2012/2013 and a draft Structure Plan is planned to be advertised for public comment in 2013-2014.

Joondalup City Centre Commercial Office Development

The City progressed investigations into the possibility of building a high-rise commercial office building in the Joondalup City Centre during

the year, under the guidance of the Office Development Committee. The aim of the project is to encourage the development of iconic landmark buildings to increase commercial and employment opportunities, and to enhance the vibrancy of the City Centre.

Council identified Lot 496 (70) Davidson Terrace and Lot 507 (90) Boas Avenue as the preferred sites for the development of a commercial/office building in the City Centre at its October 2012 meeting.

In November 2012, the City invited Expressions of Interest from developers and builders to submit proposals to the City for a commercial/office building on the preferred sites.

Also in November 2012, the State Government identified Joondalup as a location for the decentralisation of office accommodation through its State Government Office Accommodation Master Plan. The State Government subsequently advertised for Expressions of Interest for the development of up to 12,000m² of office accommodation in the Joondalup City Centre. The Expression of Interest identified two options, one being the development of the State Government owned site on the corner of Kendrew Crescent and Grand Boulevard, and the other, an existing or proposed development on an alternative site within the City Centre.

The Office Development Committee made a recommendation to Council in June 2013 to appoint the preferred respondent to the City's Expression of Interest process, following evaluation of three submissions against the City's advertised criteria. The Committee also recommended that the City negotiates with the preferred respondent to develop a proposal for the State Government's

Expression of Interest for the development of office accommodation in the City Centre.

Subject to Council approval in early 2013-2014, the City proposes to:

- Progress a Memorandum of Understanding with the preferred respondent and commence negotiations to develop a Heads of Agreement for the identification of an anchor tenant, key commercial terms, building(s) design and specifications, structure of the transaction and allocation of risk; and
- Prepare a submission in response to the State Government Expression of Interest for the development of State Government office accommodation on Lot 496 (70) Davidson Terrace or Lot 507 (90) Boas Avenue.



Artist's impression of the City Centre commercial office development.



Joondalup Performing Arts and Cultural Facility

The City continued to progress the project to establish the Joondalup Performing Arts and Cultural Facility on 3 Teakle Court, Joondalup adjoining Central Park and the Joondalup Learning Precinct.

The initial focus in the year was the evaluation of a comprehensive market analysis and feasibility study for the development of a performing arts and cultural facility in Joondalup, the outcome of which was presented to Council in March 2013. The outcome highlighted a significant underprovision of performing arts and cultural facilities in the northern corridor.

Council, at the same March meeting, endorsed the continued progression of the project, and commissioned an architectural design competition for the development of a concept design for the Joondalup Performing Arts and Cultural Facility. The competition commenced in April 2013 and it is anticipated that the winning design will be announced in 2013/2014. The competition will provide the opportunity for world class architects to contribute to the design of the Joondalup Performing Arts and Cultural Facility.

The project will continue under the guidance of the Joondalup Performing Arts and Cultural Facility Steering Committee comprising representatives of the Joondalup Learning Precinct, industry experts, community representatives and Elected Members.

Ocean Reef Marina

Under the direction of the Ocean Reef Marina Committee, the City developed an environmental and

planning approvals strategy to facilitate progression of the project, in consultation with:

- Office of the Environmental Protection Authority
- Department of Environment Regulation and Department of Parks and Wildlife
- Department of Planning.

This strategy was endorsed by Council in December 2012 and included the development of a Metropolitan Region Scheme (MRS) Amendment request for rezoning the land at Ocean Reef Marina to facilitate development of the site. The request initiates an environmental assessment under Section 48A or Section 38 of the *Environmental Protection Act 1986*.

As part of the Amendment request preparation, the City undertook a review of earlier studies completed during development of the concept plan for the Ocean Reef Marina Development, as well as confirming the land use mix and car parking provision within the development. Completion of traffic and transport assessments, civil and marine engineering investigation, survey and mapping tasks, and social and economic impacts were also undertaken as part of this process. The City engaged with various State Government agencies to progress the MRS Amendment request, in line with the Memorandum of Understanding signed by the City and State Government in February 2012.

Submission of the MRS Amendment request in early 2013-2014 will mark a major milestone in the future development of the Ocean Reef Marina.

Bike Plan

The aim of the City's *Bike Plan* is to promote cycling within the City. Actions undertaken during 2012/2013 in accordance with the City's *Bike Plan* included:

- Construction of a shared bike path on Whitfords Avenue from Goollelal Drive to Wanneroo Road
- Completion of the circuit around the Yellagonga Regional Park with a link to Picnic Cove in Edgewater
- Installation of street art bike racks at Tom Simpson Park and Sorrento Beach Foreshore
- Construction of a bike path along Connolly Drive, Currambine
- A review of the Travelsmart North and South Maps which were distributed to City Libraries, Customer Service Centres and published on the City's website
- The development of displays, to promote 'Bike Week' and 'Cycle Instead in Spring' to the community, in the City's libraries.

A 'Share the Path' Campaign was also implemented to raise awareness of the safe use of the City's dual use paths. The campaign included posters which were provided to local businesses, information published on the City's website and advertising at key coastal locations, including the installation of vinyl signage along the City's dual use coastal pathways to raise the awareness of safe cycling.

Walkability Plan

The City finalised the draft *Walkability Plan* during the year following community consultation. The draft Plan is a five year plan designed to encourage more people to walk and cycle within

the City, and provides a guide for the development and management of walking and cycling infrastructure and signage. The Plan also identifies opportunities for enhanced community education and awareness of active recreational opportunities in the region. The results of the consultation and the revised draft Plan will be presented to Council, seeking endorsement, in the first quarter of 2013-2014.

Tom Simpson Park

Tom Simpson Park was officially opened by His Worship the Mayor, Troy Pickard, on Sunday 4 May 2013. Improvements to the park's amenities include:

- Providing clearly defined and safe pedestrian crossing points for Oceanside Promenade
- Realigning the shared path and car park in front of the Mullaloo Surf Life Saving Club to provide for improved pedestrian, cyclist and vehicle movement
- Constructing a safety barrier which clearly defines where the parkland area ends and the roadway begins
- Providing new shelters, barbecues, benches and picnic settings
- Providing a new path along Oceanside Promenade for improved pedestrian activity and movement
- Providing additional trees in existing groves to maximise shade
- Formalising beach access south of the Mullaloo Surf Life Saving Club to stop dune erosion and enable rehabilitation of the dune system.

The \$1million redevelopment strengthens Tom Simpson Park's reputation as a safe, secure and family-friendly beachside park. It marked the culmination of several years of planning to deliver the outstanding new facilities that the community will now enjoy.

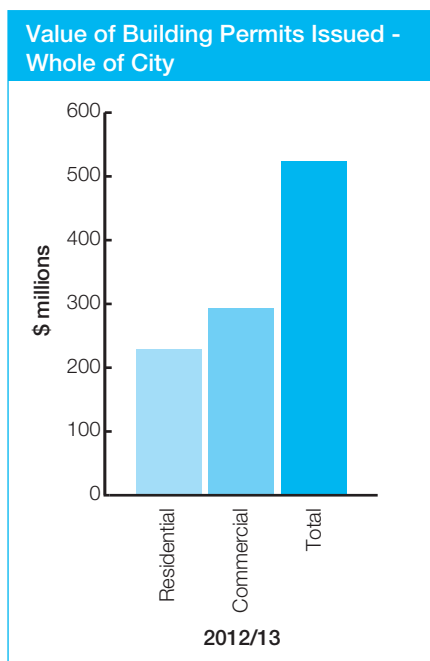
Building Permits

A wide variety of applications for building permits were processed throughout the year from swimming pools and spas to patios, carports and other additions, new single and double storey dwellings, and commercial projects. Major commercial applications and occupancy certificates were also processed throughout the year.

The new *Building Act*, implemented in April 2012, presented many challenges for the City in 2012/2013. Working closely with the Building Commission, the City was able to have systems in place to ensure smooth implementation of the Act requirements.

The City was able to approve Building Permits inside the new statutory timeframes, averaging 316 permits issued each month.

Global Reporting Indicator EC8	2012/2013 Measure
Value of Building Permits Issued – Whole of City	\$523,105,363



This graph represents the value of building permits issued during 2012/2013 for all suburbs. The data collection method for this indicator was refined in 2012/2013 to reflect the value of building permits issued rather than applications received. The value of building permits issued provides a more accurate reflection of the level of development occurring which contributes to the economic vibrancy of the City. Comparisons with previous years on this basis are therefore not provided but will be included in future Annual Reports. The number of building permit applications received, however, has increased from 2011-2012.



Davidson Terrace mixed use developments



Joondalup Quadrangle construction

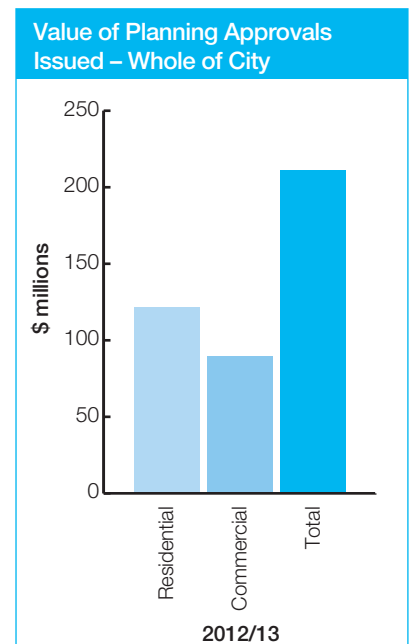
Planning Approvals

A variety of applications were processed throughout the year ranging from patios, carports and outbuilding additions, to single and double storey dwellings, changes of approved land use, signage, and major commercial developments.

Major applications approved during the year included:

- An application for showrooms, medical centre, consulting rooms, recreation centre and shop at 94 Delamere Avenue, Currambine
- Various showroom and warehouse developments in the City's Service Industrial areas of Winton Road, Joondalup, and Canham Way, Greenwood.

Global Reporting Indicator EC8	2012/2013 Measure
Value of Planning Approvals Issued – Whole of City	\$211,252,459



This graph represents the value of planning approvals issued during 2012/2013 for all suburbs which include approvals issued by the Development Assessment Panel and the Western Australian Planning Commission. The data collection method for this indicator was refined in 2012/2013 to reflect the value of planning approvals issued rather than applications received. This represents a more accurate reflection of the level of development occurring which contributes to the economic vibrancy of the City. Comparisons with previous years on this basis are therefore not provided but will be included in future Annual Reports. The number of planning applications received, however, has increased from 2011-2012.

Developments Under Construction

Developments under construction during the year included:


- Masters Home Improvement on Joondalup Drive in The Quadrangle
- Joondalup Square development on Joondalup Drive in The Quadrangle
- Lakeside Joondalup Shopping Centre expansion

- Edith Cowan University Administration Building
- Mix of showrooms, restaurants, medical facilities etc at 74 and 86 Delamere Avenue, Currambine.

Developments Completed

Developments completed during the year included:

- Shenton House, a commercial development comprising a café, church, medical suites, office space and car parking on six different levels at 57 Shenton Avenue, Joondalup
- Currambine Tavern at 14 Hobsons Gate, Currambine
- Showrooms and offices at 473 Beach Road, Duncraig
- Joondalup Private Hospital, Joondalup Health Campus
- National Electrical and Communications Association College of Electrical Training at 20 Injune Way, Joondalup.



Shenton House

Burns Beach Master Plan

2012/2013 saw the commencement of the Burns Beach Master Plan project which will guide the future enhancement and provision of facilities, such as cafés, kiosks and restaurants, within the foreshore catchment area. The project will continue into 2013-2014 when stakeholder consultation will take place and the draft Master Plan will be advertised for public comment.

Measuring Success

Strategic Community Plan Strategic Performance Indicators – Quality Urban Environment

Indicator	City Target	Outcome	Source
Landscaping	The City undertakes two Landscape Master Plan projects per annum.	Two	Annual Plan Quarterly Reports 2012/2013

Further indicators will be reported in future Annual Reports.




Economic Prosperity, Vibrancy and Growth

Aspirational Outcome:

“The City is lively and flourishing across its activity centres. It is a global City, home to a recognised industry niche that fosters local job production and promotes employment self-sufficiency.”



Joondalup train station



The Digital Strategy aims to stimulate business activity, attract visitors, and assist members of the local community to connect with each other, businesses, education, and the health sectors.

Economic Development Plan

A new Economic Development Plan is currently being developed which will provide a five year framework for supporting business growth, attracting new investment and promoting local jobs across the City. Significant progress was made during the year on the draft framework and background statistical research and analysis was undertaken to inform the development of the Plan. The final Plan is expected to be completed and launched during 2013-2014.

Regional Economic Development

The Cities of Joondalup and Wanneroo have met regularly to develop a draft Regional Economic Development Framework, identifying key areas of potential collaboration and partnership. Communication with State Government and, in particular, the Department of Planning has occurred on a regular basis to progress a new Perth and Peel Economic Development Strategy which will guide future regional economic development

activity. It is expected that State Government will finalise this Strategy during 2013-2014.

Wi-Fi Installation in the City Centre – Discover Joondalup

The City launched a free Wi-Fi service, called Discover Joondalup, in the Joondalup City Centre in April 2013 to provide improved access to the internet for residents, businesses and visitors to the City. Coverage extends from Central Park in the south to Shenton Avenue in the north and from Lakeside Drive in the east to McLarty Avenue in the west. Promotion of the service commenced with adverts in local and state newspapers, stickers on street lights and bins in the Wi-Fi area, as well as information being provided on the City's website and social media sites. Initial usage statistics show a positive take-up of this service. Implementation of Wi-Fi within the City is in line with the future of Joondalup as a Digital City.

Digital Strategy

The City's Digital Strategy was endorsed by Council in April 2013 and formally launched by His Worship the Mayor, Troy Pickard, at a Business Forum in June 2013. Joondalup was the first local government in Metropolitan Perth to develop and launch a digital strategy, which positions the City as a leader in innovation and digital technologies, and aims to maximise opportunities for the business community, local residents and visitors to the area.

The Strategy was developed following extensive consultation and engagement with key stakeholders from across industry, education and State Government sectors, research and development organisations and the local community. The Strategy will build on existing and emerging opportunities such as upgrading broadband infrastructure, including the National Broadband Network, strengths in specialist areas of research and development, supporting new and innovative businesses and identifying opportunities to promote teleworking. The Strategy aims to stimulate business activity, attract visitors and assist members of the local community to connect with each other, businesses, education and the health sectors.

With the presence of research institutes, a major health campus, leading education and training organisations and dynamic business clusters, the City is well positioned to maximise the benefits of the digital economy and the technological advances ahead.

Investment Attraction

Research was undertaken in consultation with key partner organisations including Edith Cowan University, West Coast Institute, Joondalup Health Campus and State Government into identifying key areas for investment attraction to inform the new Economic Development Plan.

Business Engagement and Communication

The City held three Business Forums during the year as a communication channel to the City's stakeholders and business community. The following Business Forums were held during the year as outlined below.

To celebrate the launch of *Joondalup 2022*, the City held a Stakeholder Forum entitled 'Realising a Bold, Creative and Prosperous Future – *Joondalup 2022*' at the Joondalup Resort, Connolly, on Thursday 6 December 2012. The forum was attended by over 150 business delegates, community members and key stakeholders who assisted in the development of the Plan, and who will play a significant role in its implementation over the next 10 years.

His Worship the Mayor, Troy Pickard, officially launched *Joondalup 2022* and presented an update on projects underway or planned for the City. Emeritus Professor Gary Martin FAIM of the Australian Institute of Management spoke on the importance of strategic planning and of planning in partnership with government, business and the community to deliver on ambitious visions that benefit the broader community. Mr Ryan Malone, of the global digital media agency, BlondGorilla, spoke on the ability to think globally whilst living locally and how his business utilises technology

to create an impact on a national and global scale from its location in Joondalup.

A Breakfast Business Forum, 'Joondalup – Billion Dollar City', was held on Wednesday 20 March 2013 at the Joondalup Resort, Connolly. The forum showcased the latest investment and commercial developments within the Joondalup City Centre and raised awareness of Joondalup as a key West Australian investment location. Keynote speakers included:

- Mr Garry Hunt, Chief Executive Officer, City of Joondalup, who highlighted the current and planned major commercial developments within the City Centre, Perth's investment hotspots and the investment attraction initiatives being identified for the future
- Mr Lino Lacomella, Deputy Executive Director, The Property Council of Australia (WA), who spoke on the opportunity for Perth's Northern Growth Corridor to drive economic development, investment and construction for metropolitan Perth, and the outlook for the industry throughout the state in the future.

The forum also featured the launch of the bi-annual Joondalup Business Edge publication. This new publication highlights the latest news on business and investments in the City and profiles local, innovative businesses and research and development activity being undertaken. The Forum attracted approximately 150 attendees and was very well received.

The third Business Forum, 'Joondalup – Innovation City', was held on Wednesday 26 June 2013 at the Joondalup Resort, Connolly and focussed on the digital economy, business productivity and the National Broadband Network.



Keynote speakers included:

- Mr Geof Heydon, Business Development Manager, Digital Productivity and Services Flagship, CSIRO, who presented on Australia's productivity challenge and the importance of innovation and the digital economy
- Mr Peter Gurney, Community Account Manager, WA, NBN Co, who presented on the National Broadband Network, the roll out plans for Joondalup and maximising business success.


The forum also featured the launch of the *Joondalup: Digital City Strategy* by His Worship the Mayor, Troy Pickard. The Strategy, a first for a metropolitan Perth local government, proposes a vision for Joondalup's future, enhanced by broadband and digital technologies, and highlights seven digital technology strategies and their implementation. The forum was very successful, attracting over 130 delegates from across industry, education and government sectors.



City of Joondalup Business Forum

The City has published a Business Online Newsletter on the City's website. Regular consultation has taken place with local business and strategic partners throughout the year.

Global Reporting Indicator EC8	2012/2013 Measure
Number of business forums and attendance	3 forums and 430 attendees



Tourism

The City continued to actively promote tourism in the region through a range of activities.

Supported by the City, 60,000 copies of the Sunset Coast Planner, developed by Experience Perth, were distributed to all Visitor Centres and Tourist Information Centres throughout Western Australia, as well as selected car hire outlets and major Perth based hotels and tourism operators. In addition, copies were distributed at the Auckland, Sydney and Melbourne Flight Centre Expos.

120,000 copies of the Holiday Guide to Perth publication were distributed for international, interstate and state distribution. Both publications are available online.

Café, Kiosk and Restaurant Facilities

The City continued to progress the project to identify options for the development of café, restaurant and kiosk facilities on land owned or managed by the City. In developing these facilities, the aim is to:

- Attract visitors and tourists within the City's identified tourism areas
- Provide more employment and business opportunities
- Develop a greater awareness for the City's natural assets
- Provide community and recreational facilities suitable for the lifestyle and alfresco culture of Western Australia.

Following extensive investigations into potential sites, Pinnaroo Point in Hillarys and Burns Beach Park in Burns Beach were determined to be the optimum locations for café, restaurant and kiosk developments.

Located between Mullaloo and Hillarys Boat Harbour, Pinnaroo Point has convenient pedestrian, bicycle and vehicular access from Whitfords Avenue and the dual use path and car parking facilities. As a coastal site, Pinnaroo Point was identified as having the potential for generating significant commercial interest.

Burns Beach Park is a popular location for visitors, is well serviced by public transport and utilities and has convenient access. With the advantage of ocean views, Burns Beach has the potential to become a landmark destination for visitors.

At its meeting held on the Monday 27 May 2013, Council authorised the initiation of an Expression of Interest process for the



Pinnaroo Point

development of café, kiosk and restaurant facilities at Pinnaroo Point and Burns Beach Park. The Expressions of Interest will be advertised in 2013-2014.

Multi-Storey Car Park in the City Centre

In December 2012 Council agreed to proceed with the development of the City's first multi-storey public car park.

This will see the construction of a five storey car park with approximately 400 bays on the site of the existing car park between Boas Avenue and Reid Promenade. The construction cost of the multi storey public car park is estimated at \$19,422,000 (including inflation) and will be funded partly from the Parking Reserve, \$6,665,000, with the remainder to be borrowed.

The Parking Reserve was established in 2008-2009 to hold the surplus funds generated from paid parking. The accumulation of these funds is a major factor in enabling the City to fund the construction of the multi-storey public car park.

Parking revenue is also proposed to fund the repayment of the borrowings required for the project.

Local Commercial Strategy

The development of the draft Local Commercial Strategy progressed throughout the year. The Strategy will guide the assessment of future development, expansion and rezoning proposals in the commercial centres within the City.

The draft Strategy was advertised for public comment in 2012, following which an independent review of the major submissions and the draft Strategy was undertaken. A revised Strategy is planned to be presented to Council for consideration in 2013-2014.

Review of Currambine District Centre Structure Plan

A minor review of the Currambine District Structure Plan was undertaken during the year to improve the provisions of the Structure Plan and to better align with the Western Australian Planning

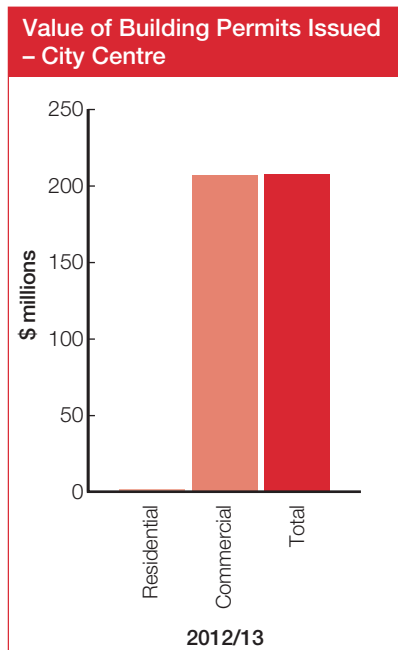
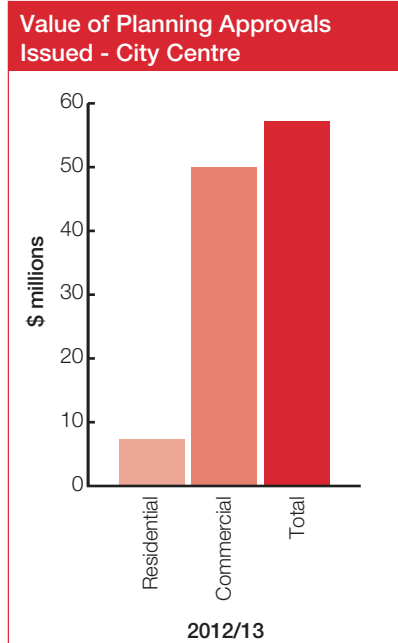
Commission's Structure Plan Preparation Guidelines. The proposed amendments are planned to be advertised for public comment in 2013-2014.

Revised City Centre Structure Plan and Associated Amendment

The revised draft Joondalup City Centre Structure Plan and associated amendment to District Planning Scheme No 2 was developed to update and improve the statutory planning framework for the Joondalup City Centre in the short term. The draft Structure Plan and associated Scheme Amendment was advertised for public comment and received final approval at the December 2012 Council meeting. The Structure Plan and Scheme Amendment were referred to the Western Australian Planning Commission for determination.



Developments in the City Centre



These graphs represent the value of planning approvals and building permits issued during 2012/2013 within the City Centre. These include planning approvals issued by the Development Assessment Panel and the West Australian Planning Commission.

The data collection method for these indicators was refined in 2012/2013 to reflect the value of building permits and planning approvals issued rather than applications received. This represents a more accurate picture of the level of development occurring which contributes to the economic vibrancy of the City. Comparisons with previous years on this basis are therefore not provided but will be included in future Annual Reports. The number of planning and building permit applications received, however, has increased from 2011-2012.

The Development Assessment Panel approved the following major developments within the City Centre:

- Masters Home Improvement, The Quadrangle, Joondalup Drive; and
- Bunnings and Joondalup Square Development, The Quadrangle, Joondalup Drive.

These developments will provide a mix of large hardware stores, showrooms, offices, and takeaway food outlets.

Other applications approved by the Development Assessment Panel included:

- ECU Student Accommodation that will assist in increasing the University's accommodation for students, with the ability to cater for an additional 125 students. The development will complement other developments taking place on the Joondalup campus and the surrounding environment; and
- Multiple Dwelling Development, Joondalup City North, for a three storey development, with a fourth storey tower element, containing 29 multiple dwellings

in Joondalup City North. The development will assist in providing diversity in housing choice, through both the built form and the variety of single and two bedroom apartments approved.

Global Reporting Indicator EC8	2012/2013 Measure
Value of Planning Approvals Issued – Joondalup City Centre	\$57,202,982
Value of Building Permits Issued – Joondalup City Centre	\$207,731,331

Events held within the Region

As part of Joondalup becoming a bold, creative, prosperous and global city, attracting significant events will be a key focus in the coming years.

During 2012/2013 the City commenced development of a strategy for attracting significant events that will raise the profile of Joondalup and encourage visitors to travel to Joondalup from within WA, interstate and internationally. This Strategy will be finalised in 2013-2014.

Sponsorship of Events held within the Region

The City was proud to sponsor a wide range of events, groups and organisations throughout 2012/2013 which attracted spectators and visitors of all age groups to the region and added vibrancy to the City's community.

The City provided more than \$91,000 to events, organisations and groups through its Sponsorship Program.

The following table highlights some of the organisations and groups that received City sponsorship.

Group/Event	Sponsorship Dollar Value
West Perth Falcons	\$25,000
Whitford Church Carols in the Park	\$10,000
Twin Cities FM	\$10,000
Swimming WA Open Water Series	\$7,000
Cancer Council Arena Joondalup Relay for Life	\$5,000
TriEvents Hillarys Triathlon Race	\$5,000
Sorrento Tennis Club Junior Hard Court Tournament	\$5,000
Joondalup Brothers Rugby Club	\$5,000
Joondalup Christmas Lunch	\$3,000
Kingsley Christmas Carols	\$3,000
Lions Club Duncraig – Australia Day Breakfast	\$2,500
WCI Student Awards	\$2,500
TriEvents Women's Triathlon	\$2,000
Ocean Ride for MS	\$2,000
HMAS Battle of the Coral Sea Anniversary Service	\$1,000

Global Reporting Indicator EC1	2012/2013 Measure
Dollar value of Events sponsored by the City (excludes community funding)	\$91,900



Members of the community enjoying a West Perth Football Club game


Measuring Success

Strategic Community Plan Strategic Performance Indicators – Economic Prosperity, Vibrancy and Growth

The below table reports against achievement of targets in 2012/2013.

Indicator	City Target	Outcome	Source
Employment	Achieve a regional employment self-sufficiency percentage 10% greater than the 2009 baseline data by 2022	2012/2013: 4% increase to 45%	Urban Development Institute of Australia (WA) 2011 Census of Population and Housing.
Employment	Maintain unemployment rates under the Perth Metropolitan average	Q1-2 2012/2013: 2.1% under average Perth Metropolitan unemployment rate	Economy .id

It is not expected that all targets will be reported against in the first year of the Plan. Performance against all targets will be reported once data is available.



The Natural Environment

Aspirational Outcome:

“The City is a global leader in adaptive environmental management. It works closely with the community to protect and enhance the natural environment, while celebrating and showcasing its natural assets to the world.”



Hepburn Heights bushland

Environment Plan

During the year a comprehensive review was undertaken of the *Environment Plan* in preparation for the development of a new *Environment Plan*. The new Plan will provide high level strategic guidance for environmental management within the City and assist the City to achieve objectives and outcomes within *Joondalup 2022*. The new Environment Plan will be finalised in 2013-2014.

Events and Programs

Think Green – Environmental Education Program

The City's Environmental Education Program, targeting schools, residents and the broader community, aims to raise awareness of environmental issues and encourages greater environmental management by the community.

The City delivered a series of free environmental activities on various environmental themes, including biodiversity, energy, water, waste and transport as outlined.

- Great Gardens and Beyond Gardens Workshops – Four workshops were held which provided the community with information on water wise and sustainable gardening, growing bush food, fruit and vegetables at home, verge makeovers and designing gardens to reduce energy use within the home.
- Clean Up Australia Day – The City supported 33 community groups to participate in clean up activities within the City. City staff were also encouraged to participate in the day and staff clean ups were held at the Joondalup Administration Centre and Works Operation Centre in Craigie.
- Biodiversity Tours – The City conducted a number of interactive tours which aimed to highlight the City's unique flora and fauna. The guided tours included two Spring Wildflower Tours, two Sun Sea and Spinifex Coastal Tours, seven Night Stalk Tours and two Nyungar Bushtucker Tours.



The City's annual corporate greenhouse gas emissions decreased by 5% in 2012/2013

- Jewellery from Recycled Materials Workshop – A making jewellery from recycled materials workshop was held where participants made jewellery from recycled materials which highlighted the importance of reusing and recycling items which would end up in landfill.
- Threatened Species Movie Night – In collaboration with Edith Cowan University, the City hosted a screening of the Carnaby Black-cockatoo film *On a Wing and a Prayer* as part of Conservation Week 2012. The movie night highlighted the importance of protecting the local endangered Carnaby Black-cockatoo and provided the opportunity for community members to learn more about this iconic species.
- From Bush to Beach: Discovering My Local Environment Photography Competition – The City held the annual From Bush to Beach Photography Competition to celebrate World Environment Day and to recognise the photographic talents of young adults in the City. The competition was open to 12 – 17 year olds living or attending school in the City and encouraged young adults to explore their local, natural environment and take photographs of subjects that had meaning to them. The City received a large number of high quality entries featuring a diverse range of environmental images. The images from 30 finalists were displayed in the Joondalup Library during the month of June.

Think Green – Energy Program

The City developed the Think Green – Energy Program to provide information to the community on climate change, renewable energy technology and energy efficiency. The Program aims to increase community awareness of the need to

reduce energy and water consumption in the home and move towards a cleaner energy future.

The City published various educational resources including a series of brochures, fact sheets and information on the City's website. Community workshops were also held throughout the year to encourage increased energy efficiency and to provide residents with advice on passive solar design and renovating and retrofitting their homes to save money and energy. Portable power meter kits were made available for loan from the City's Libraries to encourage the regular monitoring of energy use within the home.

Biodiversity

Yellagonga Integrated Catchment Management (YICM) Plan 2009 – 2014

In partnership with key stakeholders, the City developed the Yellagonga Integrated Catchment Management Plan to establish a coordinated approach towards sustainable planning and management of resources within the Yellagonga Catchment. The Plan has a number of priority projects to be implemented by various stakeholders with interests in the Yellagonga Catchment in order to improve the health of the Yellagonga Wetlands and surrounding areas.

During the year, the City undertook a number of projects from the Plan including water quality monitoring, research and scientific investigations to monitor the flora and fauna populations within the area.

As part of the Yellagonga Community Awareness Program the following initiatives were undertaken in 2012/2013 to raise awareness of environmental issues within the catchment area:

- School Ecology Tours and excursions to Lake Joondalup
- Guided Tours with interest groups, including the City's Platinum 50+ Program
- Development and installation of signage at Neil Hawkins Park, Joondalup, to provide visitors with information regarding the impacts of feeding birds and wildlife
- Installation of turtle and wildlife crossing signs
- Completion of the Green Frog Stencilling Program with "Drains go to Wetlands, Please Keep Clean" text being applied to over 600 drains within the Yellagonga Catchment.

BiodiverCities Program

In October 2006 the City of Joondalup joined the ICLEI Local Action for Biodiversity (LAB) Program, now known as the BiodiverCities Program, as one of twenty one Pioneering Cities. The Program aims to provide local governments with tools to assist in the conservation of biodiversity within urban cities.

Participation in this international program has assisted the City to integrate biodiversity conservation into decision making processes and day to day operations. The City's current focus is identifying the links between biodiversity management and climate change and developing mechanisms to ensure the long term protection of the City's local environment.



In June 2011, His Worship the Mayor, Troy Pickard, was appointed to the International Advisory Committee for the Local Action for Biodiversity Program. Mayor Pickard is the representative for the entire Australasia region.

As part of the City's involvement in the BiodiverCities Program and its International Advisory Committee, the City is hosting the 2013 International BiodiverCities Conference in partnership with ICLEI – Local Governments for Sustainability and the Western Australian Local Government Association.

The Conference will be held between the 9–11 September 2013 at the Joondalup Resort, Connolly, and will feature field trips, keynote presentations from regional and international environmental experts addressing biodiversity conservation in a changing climate.

Topics that will be covered include:

- Managing impacts of climate change on local biodiversity
- Assessing and managing coastal vulnerability
- Partnerships to enhance biodiversity
- Community education and public participation
- Biodiversity for carbon sequestration
- Integration of biodiversity into the urban landscape.



36% decrease
in ground water
consumption
since 2008

Land

Landscape Master Plan 2009 – 2019 – Eco-zoning and Hydro-zoning in Parks

Eco-zoning and hydro-zoning works, to reduce water consumption within turf and natural areas, were completed in Mawson Park and Hillarys Park, Hillarys during the year. The second stage of the project comprising the installation of additional infrastructure will be completed in 2013-2014.

Natural Areas Management Plans

Environmental threats have the potential to degrade natural areas and reduce biodiversity values. The City has adopted a coordinated approach to the management of natural areas within the City through the development of Natural Areas Management Plans to inform and prioritise maintenance schedules and Capital Works Programs by providing management recommendations to be implemented within each natural area. Management Plans also provide guidance to Friends Groups' operating within the City's natural areas and enable a coordinated best practice approach to the management of the City's natural areas into the future.

Development of the following Natural Areas Management Plans was undertaken during the year:

- Lilburne Park Management Plan – finalised
- Pathogen Management Plan – finalised
- Warwick Open Space – to be finalised in 2013-2014
- Coastal Foreshore Management Plan – to be finalised in 2013-2014



Burns Beach coastal foreshore dual use path

- Marmion Foreshore Management Plan – to be finalised in 2013-2014
- Central Park – to be finalised in 2013-2014.

Plans developed during the year will ensure the biodiversity values of the City's natural environment are protected into the future.

Beach Management Plan

The Beach Management Plan provides a strategic framework for the use, enjoyment, maintenance, protection, preservation and appropriate development of coastal areas.

A status report on the implementation of actions against the Beach Management Plan was presented to Council at its October meeting. These actions included works to car parks, fencing, signage, community buildings, and footpaths and specific actions relating to the management of the foreshore. The status report also included the future activities planned.

Since implementing actions from the Beach Management Plan, there have been increasing levels of beach activity compliance and improved levels of and coastal stakeholder relations with the regulations.

This has been driven mainly through the establishment of the Beach Ranger positions and improved compliance signage at prominent activity sites.

Water

City Water Plan 2012-2015

The City continues to recognise the importance of the sustainable use of water within its operations and facilities and the need to promote water conservation within the community, and has demonstrated its commitment through a number of water management initiatives, including participation in the ICLEI Water Campaign and the Waterwise Council Program.

Actions have been undertaken in line with the *City Water Plan 2012-2015* to improve water conservation and water quality within the City's operations and the community. Key achievements during 2012/2013 included:

- Installation of soil moisture monitors at City parks
- An environmental building audit of Craigie Leisure Centre
- Installation of water sub-meters at key City facilities
- Adoption of a City Stormwater Management Policy
- Groundwater monitoring of the Yellagonga Catchment Area
- Implementation of community water education initiatives
- Retention of Waterwise Council accreditation.



Groundwater Monitoring Program

The City's groundwater consumption is monitored in three groundwater licence areas. Groundwater is used to irrigate the City's sporting ovals and parks and accounts for over 98% of the City's water use. Groundwater consumption has decreased by 36% since groundwater monitoring of all City bores commenced in 2008.

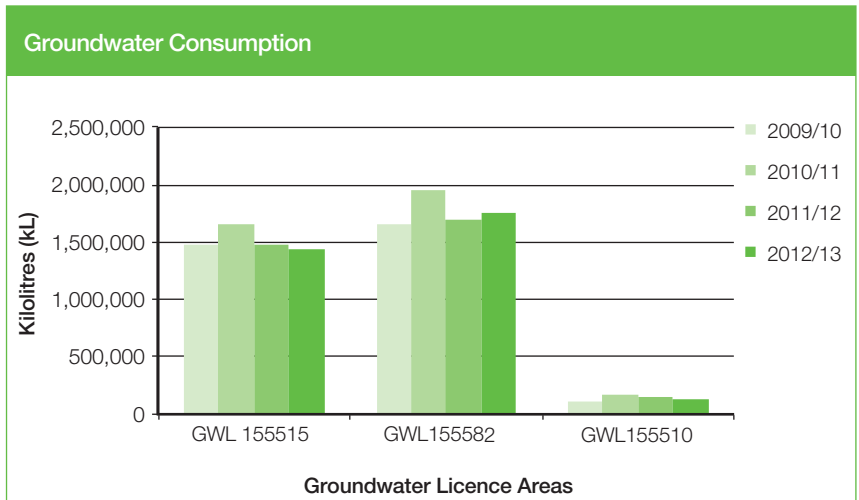
The minor increase in groundwater consumption in 2012/2013 can be attributed to a substantial decrease in rainfall during the year. Water efficiency measures implemented are in line with the City's Landscape Master Planning principles and include:

- Continued implementation of the water budgeting, monthly monitoring and reporting program
- Hydro-zoning and eco-zoning in selected City parks
- Upgrading irrigation infrastructure
- The use of soil moisture sensors in active reserves.

Overall the City is 19% below its annual groundwater allocation set by the Department of Water.



Local bushland



Global Reporting Indicator EN8	2012/2013 Measure
Groundwater Consumption	3,319,673 kl

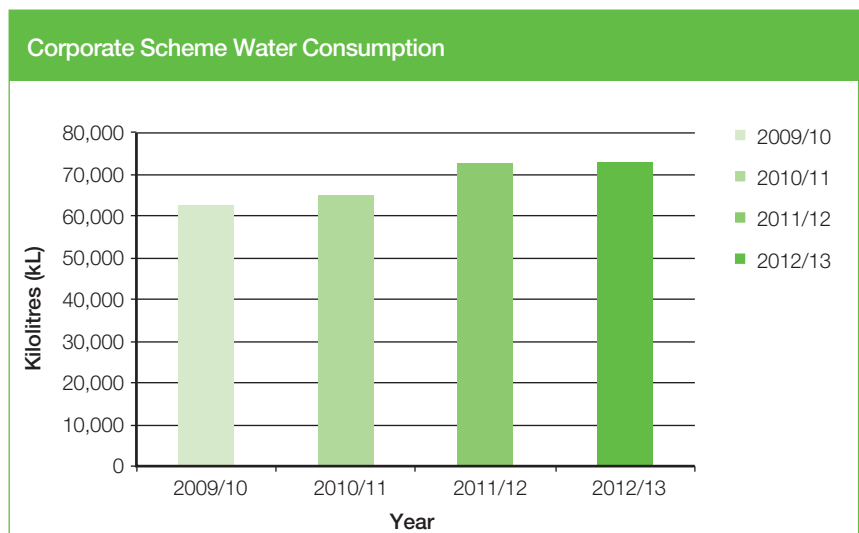
Corporate Scheme Water Consumption

The City's scheme water consumption rose by 0.2% in 2012/2013 due to the increased use of City facilities. In addition, a significant below ground leak, that has now been rectified, contributed to this increase.

Water saving technologies, including waterless urinals, flow

restricting taps and pool blankets, as well as staff and community education programs, have contributed to greater awareness of the need to conserve water.

Global Reporting Indicator EN8	2012/2013 Measure
Corporate Scheme Water Consumption	72,815 kl



The data for 2012/2013 is an estimate and will be updated with actual figures in next year's Annual Report when final figures are available.

Energy and Greenhouse Gas Emissions

Climate Change Strategy

The City has been working to reduce greenhouse gas emissions since joining the Cities for Climate Protection Program in October 1999. Through the Program the City developed a Greenhouse Action Plan aimed at reducing emissions within the City's operations and the community.

The City has recently reviewed the Greenhouse Action Plan 2007-2010 and commenced the development of a Climate Change Strategy. This Strategy will address greenhouse gas mitigation. The objectives of the Climate Change Strategy will be to:

- Provide an assessment of the City's greenhouse gas emissions
- Provide recommendations to reduce the City's greenhouse gas emissions
- Identify and prioritise risks arising from climate change for the City
- Summarise the environmental, social and economic implications of climate change
- Identify specific impacts and risks relating to infrastructure, environment, water, health and emergency management
- Provide recommendations for adaptive measures to reduce climate change impacts across the City.

The draft Climate Change Strategy will be presented to Council in early 2013-2014.

Carbon Offset for City's Fleet

The City continued to offset greenhouse gas emissions from the City's fleet by estimating emissions and purchasing carbon offsets on an annual basis. The greenhouse gas emissions for the City's fleet were estimated at 1,470 tonnes and carbon offsets to the value of \$29,623 were purchased in 2012/2013.

Corporate Greenhouse Gas Emissions

The City's annual corporate greenhouse gas emissions decreased by 5% in 2012/2013. These greenhouse gas emissions are measured to Scope 3 and include some indirect emissions from infrastructure not owned or controlled by the City, such as street lighting.

The City installs energy efficiency measures into City buildings and delivers energy education programs on an ongoing basis.

The data collection method for this indicator was refined in 2012/2013 as a result of more accurate measurement tools and refined information being available where previously levels had been estimated. This provides a more accurate picture of the level of activity for this year and previous years as a comparison.

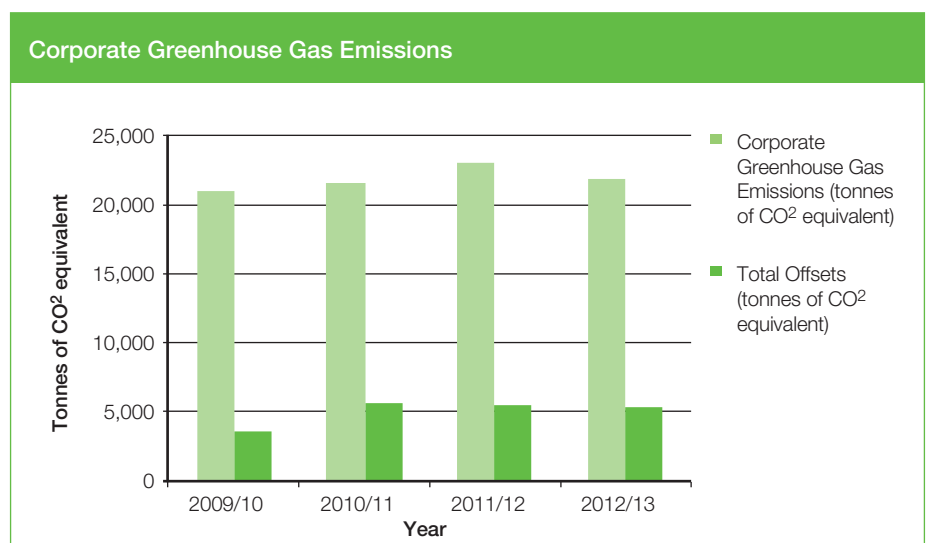
Global Reporting Indicator EN16	2012/2013 Measure
Corporate Greenhouse Gas Emissions	21,892 tonnes of CO ²



Renewable Energy Program

With the aim of investing in clean, renewable energy to reduce greenhouse gas emissions, the City continued its program of installing photovoltaic (PV) systems at community facilities. A PV system was installed at Joondalup Library during 2012/2013. Power generated from these systems is used within the facilities and excess power is fed into the electricity network to be used by neighbouring homes and buildings.

Live monitoring of power generation has been installed to provide visitors information on power generation and annual green house gas savings. This data is also displayed on the City's website.



The data for 2012/2013 is an estimate and will be updated with actual figures in next year's Annual Report when final figures are available. The City also offsets greenhouse gas emissions from the corporate fleet and 75% of the power usage for the Joondalup Administration Building, Joondalup Library, Civic Centre and Craigie Leisure Centre.



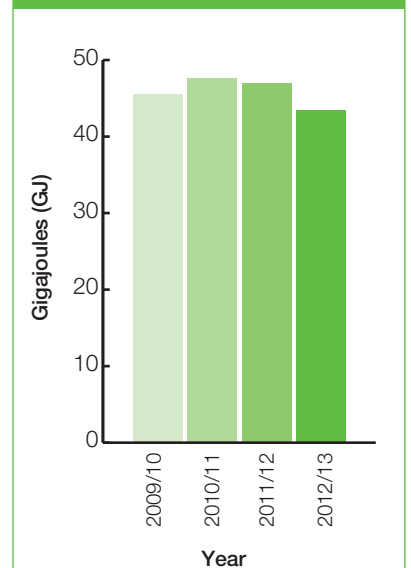
Food Garden Workshop

Corporate Energy Consumption

Annual energy consumption has decreased by 8% in 2012/2013. This decrease can be attributed to the installation of solar photovoltaic systems at eleven of the City's facilities, as well as ongoing staff and community education programs. The City will continue to monitor the energy use of its buildings and investigate opportunities to enhance energy efficiency.

Global Reporting Indicator EN3	2012/2013 Measure
Corporate Energy Consumption	45,455 GJ

Corporate Energy Consumption



The data for 2012/2013 is an estimate and will be updated with actual figures in next year's Annual Report when final figures are available.

Waste

Strategic Waste Minimisation Plan 2010 – 2014

In accordance with the City's *Strategic Waste Minimisation Plan 2012-2014*, the City has continued to implement strategies and projects that aim to:

- Reduce the creation of waste
- Dispose of waste sustainably
- Efficiently manage the recovery of waste.

The diversion rate of waste from landfill remained at 47%, the same level as 2011-2012. Major achievements in recycling and waste for 2012/2013 included:

- Increased efficiencies as a result of bringing the public place litter collection service in-house
- A household hazardous waste collection with over 27,000kg collected
- Additional rubbish pick up services along main arterial roads following the implementation of two innovative employment programs providing work placements for individuals from the Active Foundation and Maxx Employment Services
- The commencement of a Mattress Recycling Trial which facilitated the recycling of over 450 mattresses in the first six weeks
- Two successful weekend E-Waste collections
- The efficient management of waste at City events contributing to a positive image of the City
- Community waste and recycling education program delivered to local schools.

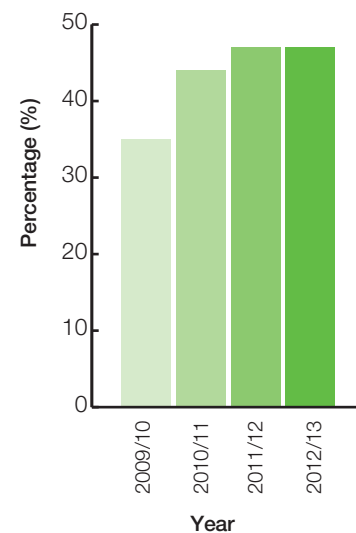
The City commenced the review of its contracts for recycled materials, green waste and bulk waste collections. The City will continue to focus on increasing the diversion rates of bulk waste from landfill, including electronic waste items and improved outcomes for the re-use of recycled materials.

Total Waste Diverted from Landfill

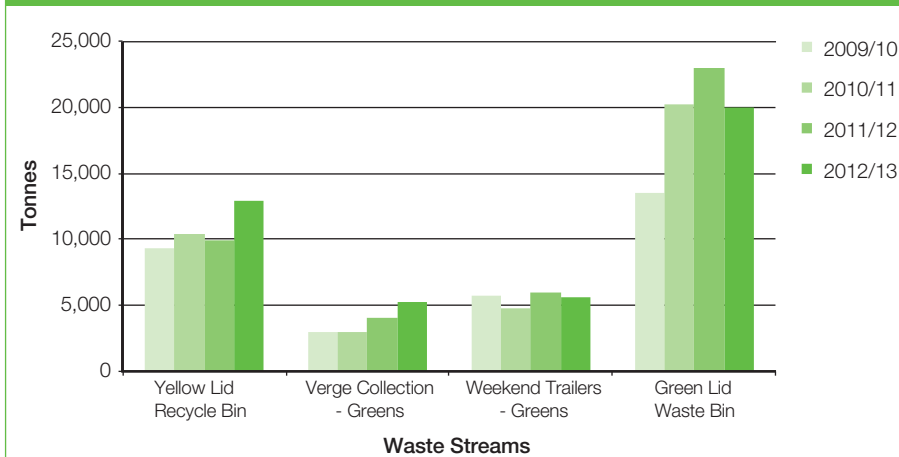
Global Reporting Indicator EN22	2012/2013 Measure
Waste Diverted from Landfill (Tonnes)	43,809 tonnes

Global Reporting Indicator EN22	2012/2013 Measure
Total Waste Diverted from Landfill (Percentage)	47%


Total Waste Diverted from Landfill as a Percentage



Waste Diverted from Landfill by Tonnes



Recycling trucks



Yellagonga bushland

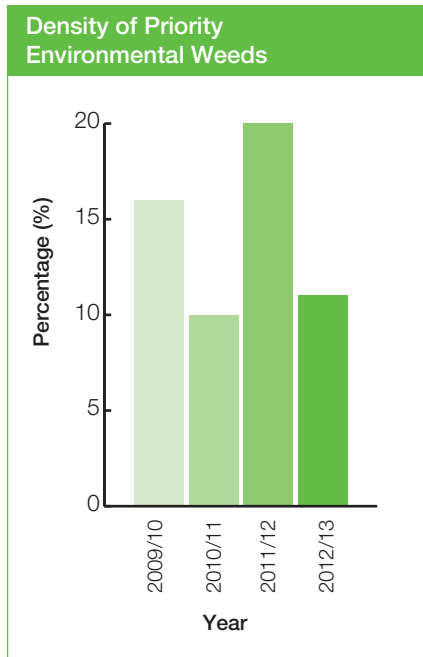
Density of Priority Environmental Weeds

The City measures biodiversity through the density of priority environmental weeds. This is measured on three transects (a line along which environmental data is collected). Ten of the City's reserves are assessed on an annual basis. The graph below shows the density of priority environmental weeds. The decrease in weed density in 2012/2013, as compared to 2011-2012, is attributed to the decrease in rainfall in spring 2012 and increased City weed management measures.

The City undertook the following initiatives to manage weed growth in its parks and reserves in 2012/2013:

- Commenced development of a Weed Management Plan to control weeds within City natural areas in a co-ordinated and holistic manner
- Commenced development of Natural Areas Management Plans for identified parks and reserves which, once completed, will inform operational works and weed management
- Undertook additional weed spraying works
- Commenced a Weed Spraying Review.

Global Reporting Indicator EN12	2012/2013 Measure
Density of Priority Environmental Weeds	11%

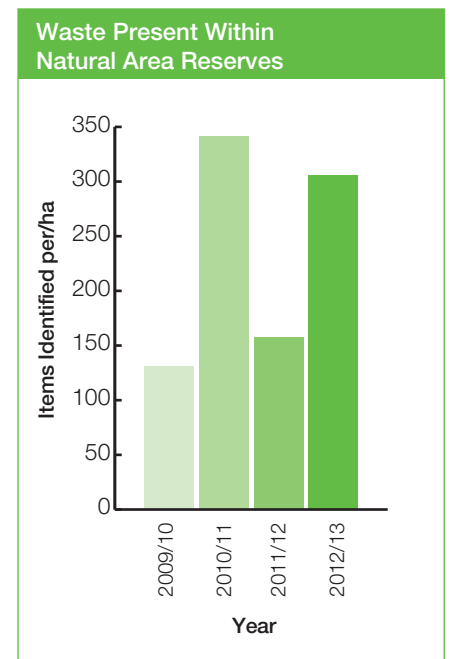


Waste Present Within Natural Area Reserves

This indicator measures the amount of waste material present within the City's natural area reserves. This data is collected on an annual basis from ten of the City's reserves.

This year's figures show an increase in the amount of waste present. Strategies to address this increase, including additional waste collections, will be undertaken in 2013-2014.

Global Reporting Indicator EN12	2012/2013 Measure
Waste Present within Natural Area Reserves	306 Items/ha



Measuring Success

Strategic Community Plan Strategic Performance Indicators – The Natural Environment

Indicator	City Target	Outcome	Source
Environmental Leadership	To participate in a minimum of three environmental best practice promotional initiatives per annum	10	Annual Report
Grant Funding	To exceed the baseline amount (\$337,000) for grant funding received per annum for environmental management projects	\$758,550	Grant Register
Grant Funding	To exceed 55% of successful grant applications per annum	45.5%	Grant Register



Community Wellbeing

Aspirational Outcome:

“The City has world-class facilities and a thriving cultural scene. It encourages and supports local organisations and community groups. Community spirit is felt by all residents and visitors, who live in safe and friendly neighbourhoods.”



Dual use coastal path

Community Development Plan

The *Community Development Plan* guides City activities for families, youth, and senior members of the community. Preparation for a new Community Development Plan commenced during the year to align actions with the objectives of *Joondalup 2022*. The Plan will be completed in 2013-2014.

Highlights from the existing Community Development Plan are outlined below.

Families with Children Plan

The City's Families with Children Plan aims to ensure families and their children have access to City services and programs. Activities and programs undertaken in 2012/2013 included a range of library, recreation, cultural, and educational programs which contribute to improving the wellbeing of children and families within the community.

Youth Plan

Activities conducted for youth have addressed priority needs for young people and encourage active participation in fun and educational programs. The following activities were delivered in accordance with the City's Youth Plan.

National Youth Week 2013

As part of National Youth Week in April, the City conducted skate board deck art workshops with professional artists at Mirror Park Skate Park, Ocean Reef and Kinross Skate Park, Kinross, in conjunction with the Department of Communities. This year's theme was 'Be Active. Be Happy. Be You', and young people worked with professional artists to design and paint their skate boards. The program, designed to celebrate the achievements and talents of young people, was a success and reached full capacity.



Y-Lounge website provides information about lifestyle, health, events and programs for young people aged 12-25 years

Youth Mobile

The Youth Mobile operates in public space around the City and this year saw the service increase from three evenings a week to five. The Youth Mobile offers young people support, advice, referral services as well as activities, workshops and a safe place to hang out with friends. This year the Youth Mobile engaged with over 1,700 young people around the City. The Youth Mobile also provided support at the Joondalup Festival, Relay for Life, Woodvale Senior High School Rewards Day, Duncraig Education Support Centre at Duncraig Senior High School and worked with the Community Vision Summer Holiday Program.

Summer Sessions

The Community Youth Team ran Summer Sessions for the third time during the January school holiday period. Run at five different locations within the City, the aim of the program was to provide young people aged 12-18 with free recreational activities. Activities on offer included drumming workshops, assault courses, nail and makeup workshops, martial arts workshops, DJ workshops and music. Approximately 250 young people participated this year and feedback was positive.

Anchors Youth Holiday Program

The Anchors Youth Centre Youth Holiday Program offered recreational activities during school holidays for young people aged between 12–18 years, some of whom have special needs. The Program operated at full capacity, with more than 900 young people taking part in activities which provided information, support, referral and advocacy services on a range of topics such as, mental health, family conflict, childhood trauma, study, training and education.

Skills Based Programs

Skills based programs were offered to local young people between 12–18 years throughout school terms to provide them with basic life skills. These programs were run in partnership with external stakeholders and trainers and provided practical skills and knowledge in film making, art, song writing, music production, self-defence and self-esteem.

Y-Lounge

Launched in June 2012, the Y-Lounge youth specific website continued to provide information about lifestyle, health, events and programs for young people aged 12–25 years.

My Money My Life Youth Notebook

The City, in partnership with the Department for Communities, distributed the 2013 edition of My Money My Life youth notebook for young people. The notebook provides valuable information targeted towards youth aged 12–15 years about things that affect their finances, such as credit card debt, mobile phone plans and moving out of home costs.

Battle of the Bands

Four local bands performed at Arena Joondalup on Friday 26 October 2012 in the Battle of the Bands Competition. This annual event aimed to increase the profile of local youth bands and provide them with the opportunity to showcase their talents and gain professional feedback. Bands were judged on musicianship, professionalism, originality, stage presence and entertainment value. The winner, 'Crank', won prizes which included recording time in a professional studio, a promotional magazine package and tuition workshops. Other winners included Rainbow Season, Stone Cold and Silent Stock.

Snap! Youth Music Festival

Snap! Youth Music Festival, featuring boy band from the X-Factor, 'The Collective', was held at Craigie Leisure Centre in June 2013. The youth event also showcased the 2012 Battle of the Bands winner, 'Crank' and a local Hip Hop crew. Attending the event were 420 young people aged 12–18 years who reported high levels of satisfaction.

Mirror Park Skate Park

The City of Joondalup officially opened the Mirror Park Skate Park in Ocean Reef on Saturday 23 February with His Worship the Mayor, Troy Pickard, unveiling a commemorative plaque. Approximately 700 people attended the event which featured a BMX, skate and scooter competition and a number of family activities, including face painting, a bouncy castle, a sausage sizzle and DJ. This event was the first of many competitions and community events that the skate park will host for the benefit of young people in the City. A Skate Park Facility Management Plan was developed to facilitate the operation of the Skate Park.

Currabine Community Centre

The construction of the Currabine Community Centre commenced during the year. When completed in late 2013 the new centre will provide a range of social, leisure, recreational, health and family support services for community members. The multi-purpose centre includes a function hall, commercial kitchen, meeting rooms and a designated youth space.



Positive Ageing Plan

The City's Positive Ageing Plan sets out strategies to encourage and support senior members to actively participate in the local community. Activities and programs undertaken in 2012/2013 included:

- Three Art of Ageing events which focussed on seniors keeping mentally and physically fit as they grow older. The events were popular with over 200 seniors attending each event
- Research into Planning for an Ageing Population to assist with future planning for the needs of senior residents in the community
- Quarterly Seniors' Club network meetings
- The formation of senior citizens' clubs which met quarterly to discuss key issues that impact senior groups within the City
- The Community Transport Program which offers transport to people unable to drive or who experience difficulties using public transport
- Library Lifelong Learning Programs
- Platinum 50+ Programs offered by Craigie Leisure Centre.

- A proposal to explore options for a permanent facility for the Joondalup Men's Shed. A decision was made at the June Council meeting for the Men's Shed to remain at the current location of the former Padbury Senior High School for the next eight years.

Community Funding

A large number of sporting and community groups benefitted from the City's Community Funding Program in 2012/2013, with \$91,750 distributed from the following funds:

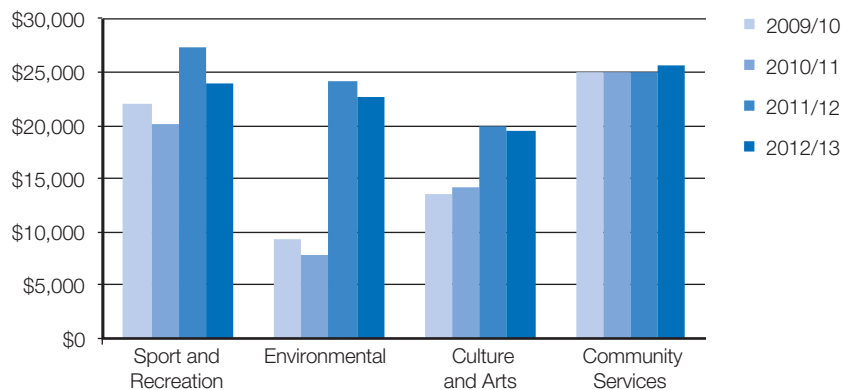
- Community Services Fund \$25,698
- Environmental Development Fund \$22,619
- Culture and the Arts Development Fund \$19,586
- Sport and Recreation Fund \$23,847

Global Reporting Indicator EC1	2012/2013 Measure
Total Value of Community Funding Program	\$91,750



\$91,750 distributed to sporting and community groups through community funding

Community Funding Program



The following organisations or groups benefitted from the City's Community Funding Program.

Community Services Fund	Funding Amount
Connolly Playgroup	\$1,058
Northern Suburbs Stroke Support Group	\$3,000
Whitfords Church of Christ Seniors Group	\$2,250
Grandparents Rearing Grandchildren	\$3,000
Ocean Ridge Seniors' Group	\$2,000
Lions Club Whitfords	\$2,000
The School Volunteer Program	\$3,110
Continence Advisory Service WA	\$3,000
Warwick Seniors' Dancing Club	\$600
June O'Connor Centre	\$3,595
Whitfords Rainbow Toy Library	\$2,085
Environmental Development Fund	Funding Amount
Friends of Warwick Bushland	\$5,000
The Montessori School	\$2,373
Duncraig Primary School	\$1,367
REmida	\$6,879
Beldon Education Support Centre	\$3,500
Sorrento Surf Life Saving Club	\$3,500
Culture and the Arts Development Fund	Funding Amount
Beldon Primary School	\$2,027
Kinross College	\$4,359
O'Brien Academy of Irish Dance	\$7,000
Pastel Society of Western Australia	\$2,000
Peter Cowan Writers Centre	\$4,200
Sport and Recreation Fund	Funding Amount
Joondalup Little Athletics	\$2,000
North Coast Triathlon Club	\$3,589
Northern Lights Cricket Club	\$1,000
Oceanside Little Athletics Club	\$1,500
Sorrento Districts Little Athletics Club	\$759
Whitfords City Football Club	\$2,500
Westside Football Club	\$1,420
Kinross Netball Club	\$562
XTR Triathlon Club	\$1,454
Ocean Ridge Junior Football Club	\$3,675
Badminton Association of Western Australia	\$3,000
Wanneroo Joondalup Tee Ball Club	\$2,388
Total	\$91,750



Sporting Group Contributions

Each year the City makes contributions to sporting groups to assist the clubs in their activities in providing services to the community. Below is a table listing the sporting clubs that received contributions during the year:

Sporting Club	Contribution Amount
Mullaloo Surf Lifesaving Club	\$40,000
Sorrento Surf Lifesaving Club	\$40,000
Whitford Volunteer Sea Rescue Group	\$40,000
Joondalup District Cricket Club	\$31,240
Whitfords Cricket Club	\$15,620
Ocean Ridge Cricket Club	\$12,496
Total	\$179,356

Community Facilities Programs

The City has an ongoing program to refurbish and redevelop halls, club rooms and community facilities it owns or manages on an ongoing basis. Priorities are established on the basis of age, condition, functionality, usage and community needs.

2012/2013 saw the refurbishment of Sorrento Community Hall, Sorrento. Works completed included a full kitchen refurbishment, installation of a new heating and cooling system, painting of external and internal walls, new windows on the western side of the building and additional storage.

New floodlighting was erected at Penistone Reserve, Greenwood. The works will be commissioned in early 2013-2014.

The City has also undertaken the planning and design of a number of projects which will be constructed in the coming years. These are outlined below:

- Hawker Park Multi-purpose Community Sporting Facility, Warwick – concept plans were developed and endorsed by Council for a new multi-purpose clubroom facility, installation of new floodlighting, playground and sporting equipment. This project is scheduled for construction in 2014-2015
- Bramston Park, Burns Beach – draft concept plans for the development of a clubroom facility, car park, playground and installation of floodlighting was undertaken and will be presented to Council in 2013-2014 seeking endorsement
- Admiral Park Clubroom, Heathridge – concept plans were developed and approved for the clubroom refurbishment and floodlighting upgrade. Initial works, including power and sewerage upgrades and gas connection were completed in preparation for construction works which are scheduled for 2013-2014
- Timberlane Park Hall, Woodvale – draft concept plans for refurbishment of existing clubrooms were completed and will be presented to Council seeking endorsement in 2013-2014
- Iluka Open Space Floodlighting, Iluka and Prince Regent Park, Heathridge – funding was secured from the Department of Sport and Recreation for a power upgrade and installation of floodlighting. These projects are due for completion in 2013-2014.



1,253,378 visitors
to the City's
Leisure Centres

Installation of a Synthetic Hockey Pitch

During the year, the City reviewed a feasibility study, undertaken in 2011-2012, for the development of a synthetic hockey pitch within the City of Joondalup. The need for a synthetic hockey pitch in the northern metropolitan area had been identified by Hockey WA and Whitford Hockey Club. As part of the feasibility study, it was determined that Warwick Open Space was the most suitable location for a synthetic hockey pitch.

The City conducted community consultation on the proposal, with residents living within a 500 metre radius of the site in February and March 2013, with the majority of respondents supporting the proposal. A report was presented to Council in June 2013 when Council considered the feasibility study, concept plan, estimated capital costs and the results of the community consultation. Council approved the installation of a synthetic hockey pitch, clubroom, car park, floodlighting and other sporting infrastructure at Warwick Open Space, Warwick, subject to a successful grant application to the Department of Sport and Recreation's Community Sporting Facilities Fund for contribution of one third towards the cost of the project and an agreed contribution from the Whitford Hockey Club. The project will progress in 2013-2014.

Leisure Centres – Craigie, Heathridge and Duncraig

The City of Joondalup Leisure Centres continued to be an industry leader in the provision of aquatic, health, fitness and leisure programs and facilities. This year recorded 1,253,378 attendances, an increase of 8.35% on the previous year, at the three centres.



Swimming lessons at the Leisure Centre – Craigie

Key programs at the leisure centres have continued to grow with Swim School enrolments increasing by 18%, and Leisure Short Courses increasing by 3.8%. Memberships also rose by 4.35% in 2012/2013.

Leisure Centre income has been strong throughout the year as a result of high entry numbers to the aquatics facility and strong participation in most activities and programs. The Leisure Centres have recorded an operating surplus exceeding the surplus for the previous year.

Upgrades at Craigie Leisure Centre have included improved customer access to the entrance and parking,

new air-conditioning in parts of the Centre, renovation works to the roof, and new gym equipment.

New gym equipment was installed at Duncraig Leisure Centre and new air conditioning installed at Heathridge Leisure Centre.

2013 Annual Sports Awards

The Annual Sports Awards event was held on Sunday 24 February 2013. The Awards are an opportunity for the City to showcase the achievements of local junior sports people and also form part of the City of Joondalup's Sporting Achievement Grant Program.



Over 180 people attended the Awards, with 60 junior sporting club members being recognised for achievements in their chosen sport over the past year. All athletes received a certificate of recognition. His Worship the Mayor, Troy Pickard, delivered the welcome address with Melissa Marsh, West Coast Wave Captain (Women's National Basketball League), delivering a motivational keynote address.

Community Facilities Hire – Authority to Waive Fees

In accordance with the Schedule of Fees and Charges the City waived fees (partial or full) associated with the hire of community facilities for charitable causes, significant community events and other specific non-commercial activities.

Outlined below are details of events or activities where a waiver in fees or bonds above \$1,000 was approved during the year:

Group	Waiver Amount
Lions Club of Whitfords – Annual Fair held at Fleur Freame Pavillion and MacDonald Park	\$3,589
Community member – Relay for Life Fundraiser held at Beaumaris Community Centre and Percy Doyle Clubrooms	\$2,134
Community member – Ride to Conquer Cancer Fundraiser held at Duncraig Community Centre and Beaumaris Community Centre	\$2,023
Total	\$7,746

A number of other community groups, active sporting groups and individuals also received a

reduction or waiver of fees for amounts less than \$1,000 during the year.

Community Facilities and Programs

Community Sport and Recreation Facilities Fund (CSRFF) Projects

The Community Sporting and Recreation Facilities Fund (CSRFF) is a funding program offered by the State Government to assist in the development of basic sporting infrastructure with a focus on increasing physical activity in the community. Sporting groups work with the City and the Department of Sport and Recreation in a partnership arrangement, each organisation contributing one third to the total project costs.

In 2012/2013 the City partnered with Kingsley Junior Cricket Club to upgrade cricket infrastructure at Moolanda Park, Kingsley, funded through the CSRFF Program at a cost of \$116,494.

The City also conducted two other projects partly funded by the CSRFF program. Floodlights to meet Australian Standards were installed at both playing areas at Penistone Park, Greenwood at a total project cost of \$439,743, with the Department of Sport and Recreation providing one third funding.

Percy Doyle Master Planning Project

The Percy Doyle Master Planning Project, which will guide the development of the area taking into account current and future needs of the community, was progressed through the year.

Following consideration of the feedback received from community consultation, Council endorsed the development of a feasibility study and concept plans for the site. The feasibility study was completed in early 2013. The City is currently developing concept plans and these will be presented to Elected Members in late 2013.

Edgewater Quarry Master Planning Project

A Flora, Fauna and Fungi Survey was a major focus of the Edgewater Quarry Master Planning Project during the year. The survey results will inform the development of concept plans, requested by Council, as part of the long term planning for the quarry site. Concept Plans are being developed and will be presented to Elected Members in late 2013.



Fleur Freame Pavillion

Cultural Program

2013 Community Art Exhibition

The 16th annual Community Art Exhibition was held at Lakeside Joondalup Shopping City from 9 to 22 June. The exhibition is the premier showcase event for local artists and is open to all residents of the City of Joondalup and members of local visual arts associations.

The exhibition attracted 162 entrants, and a record 26 artworks were sold during the exhibition. The City purchased two of the artworks for the City's art collection entitled *The Kite Flyers* by Susan Hoy and *The Jewel of Joondalup* by Lyn Franke.

The initiative has enjoyed an ongoing and strengthening partnership with the Joondalup Community Art Association and the blend(er) Gallery in the development and delivery of the exhibition.

Sunday Serenades

The Civic Chambers was the setting for a series of concerts held between May and December on the third Sunday of each month. The program featured an array of music styles from classical and jazz to gypsy, cabaret and barbershop. Tickets were priced to ensure accessibility for senior patrons. All concerts were well attended with an average of 125 people.

NAIDOC Celebrations 2012

NAIDOC celebrations were held across the nation in July to celebrate the history, culture and achievements of Aboriginal and Torres Strait Islander peoples. The national NAIDOC theme for 2012 was *Spirit of the Tent Embassy: 40 years on*.

In recognition of the significance of NAIDOC Week, the City held a program of events highlighting the achievements of Indigenous cultures.

As National NAIDOC Week was 1-8 July, and the City's program ran 2-29 July, the term *NAIDOC Celebrations* was used in preference to NAIDOC Week.

The activities included a flag-raising ceremony held at the Joondalup Administration Building and an exhibition at the blend(er) Gallery entitled *The Lake that Glistens*. Participation was a key theme this year with workshops for primary school children and adults being held, as well as a talk by Peter Farmer, curator of *The Lake that Glistens* exhibition at the blend(er) Gallery. The celebrations promoted a positive view of Aboriginal culture and heritage, and encouraged a cooperative and respectful relationship between Indigenous and non-Indigenous peoples.

Joondalup Eisteddfod 2012

The City of Joondalup Eisteddfod has grown over the last 25 years to be one of Western Australia's largest Eisteddfods. The competition provides valuable experience for up-and-coming talent in Western Australia and offers performers of all age groups and ability levels the opportunity to present their skills before a supportive live audience and receive feedback from professional adjudicators.

The 2012 Eisteddfod took place over four weekends from 4 to 25 August in the Performing Arts Centre at Sacred Heart College, Sorrento, and attracted over 820 participants and 800 spectators from all over WA. The winner of the Mayor's Cup was the Methodist Ladies College Choral Group, and the winner of the Arts in Focus Award was Maxine Botha from Sorrento who scored an average of 95.3 across three vocal sections.

2012 Invitation Art Award

Works from some of WA's talented and well-known contemporary artists were on display at the City of Joondalup's 15th Annual Invitation Art Award Exhibition, which was held at Lakeside Joondalup Shopping City from 28 October to 16 November 2012. Open to all WA based artists, the Award offered an acquisitive prize of \$15,000, and three further prizes of \$1,000.

This year's annual Invitation Art Award featured the work of 40 leading contemporary artists from Western Australia. Kate McMillan's, *Internal Histories*, won the overall Acquisitive Award and was acquired as part of the City's art collection. The Celebrating Joondalup Award for Excellence was won by Benjamin Forster for his work, *A Written Perspective*, and the People's Choice Award was won by Andy Quilty for his piece, *Fighter*. The event was very successful and attracted approximately 7,400 people.

Little Feet Festival

The 21st annual Little Feet Festival was held on Sunday 2 December at Edith Cowan University, Joondalup. This year's theme was *Around the World*, and celebrated multiculturalism in the community.

Popular activities included the life size snow globe in the North Pole themed area, camel rides, the Wadumbah Aboriginal Dance Group, Harajuku photo booth and Bollywood dance workshops. The festival is the region's premier event for children under the age of 12 and their families. This year's event attracted over 6,500 people.

Summer Sunday Markets 2012

Operating since 1999 in Central Walk, Joondalup, the Summer Markets this year had a change of venue to the corner of Boas Avenue and McLarty Avenue, Joondalup.



The Markets were held for five weeks before Christmas and rebranded as the Summer Sunday Markets.

The markets brought together original and handcrafted wares developed by local artists, designers and craftspeople. Stalls offered a range of clothing, accessories, art, giftware, home wares and children's toys, with new stalls introduced each week. Live musical entertainment and children's craft activities were also on offer.

Summer Concert Series – Music in the Park

The Summer Concert Series was delivered as part of the City's cultural events program. The series consisted of free community concerts programmed to appeal to a broad range of the community and assist in promoting the City as a vibrant place to live, work and visit.

The first concert was held on Saturday 17 November at Mawson Park, Hillarys. This year's theme, *Back to your Roots*, featured Carus Thompson, Junior Bowles and Shaun Paul Davies and attracted over 3,500 people.

The second concert was held on Saturday 8 December at Chichester Park, Woodvale. Over 6,000 people attended the concert which featured Ash Grunwald, Morgan Bain, and Louis and the Honkytonk. Children's entertainment was provided throughout the event.

The final concert was held on Saturday Sunday 12 January at Caledonia Park, Currambine. The concert featured Jeff Lang, a singer song-writer, with special guest, Lucky Oceans and Felicity Groom. The event attracted approximately 4,000 people.

Valentine's Concert

The 2013 Valentine's concert was held on Thursday 14 February at the Joondalup Resort, Connolly. The concert featured the Perth Symphony Orchestra, playing a mix of classical favourites, movie themes and rock music. The concert also featured performances by soloist, Sara MacIver, and the combined Perth Ladies College and Scotch College Choir. This year's concert attracted a capacity attendance of 8,000 people.

Joondalup Festival 2013

The City of Joondalup Festival is the region's largest cultural event and represents the finale of the City's Summer Event Season. The 15th Joondalup Festival was held on Saturday 23 and Sunday 24 March 2013 on a new site in and around Central Park with a new look program for all ages. Activities included magic acts, swing dance demonstrations, a circus, jazz performances, a cabaret, and a projections and illuminations show after dark. The Festival also featured a fashion show, Urban Couture, which showcased fashion creations from WA designers. This year's festival saw the introduction of a licensed festival tent with a program of events that hosted performances by local and international award-winning performers.

The City also commissioned composer, Alberto Caruso, and writer, Vivienne Glance, to create a new community choral work called *Banuru Songs* that was performed as a world premiere by individuals, ensembles, school groups and community choirs from Joondalup and beyond. The world premiere officially opened the Festival on Saturday 23 March and was followed by a Twilight Lantern Parade focussing on the theme of

Lake Joondalup which involved approximately 600 participants. An aerial performance rounded off the festival finale on Sunday. Approximately 35,000 people attended this year's event.

Arts in-focus

The Arts *in-focus* program has been running since 2011 and is an initiative designed to provide information and assistance to individuals and organisations with an interest in arts and culture. This year's program included:

- An exhibition of emerging artists which showcased film, sculpture, painting, drawing, jewellery and an installation at the blend(er) Gallery in January 2013
- A Networking Event held at the blend(er) Gallery in October, which offered members visual arts activities, and an opportunity to meet with local artists
- Free Lantern Making Workshops in November with professional artists. All the lanterns were exhibited in the Pop Up Garden as part of the 2013 Joondalup Festival
- An exhibition at the blend(er) Gallery in January by Pauline Sookloll, winner of the 2012 Arts *in-focus* award for visual art. The exhibition was a series of minimalist drawings or visual plays, abstract investigations exploring the relationship between lines, materials, shapes and forms within space
- An Artist Business Workshop in April 2013 presented by Creative Partnerships Australia in conjunction with Arts *in-focus*. This one day professional development workshop was facilitated by Andrew Gaynor and was aimed at visual artists seeking advice and business tools.



2013 Joondalup Festival Black Cat Cabaret tent



Civic and Ceremonial Functions

The City hosted a number of civic and ceremonial functions throughout the year in line with its approved calendar of civic events. These included Citizenship Ceremonies, appreciation functions and VIP functions for a range of volunteers, stakeholders and community groups.

The City conducted 22 Citizenship Ceremonies at which more than 1,000 Joondalup residents became Australian citizens. This included an outdoor Australia Day Citizenship Ceremony held at Central Park at which 98 residents became Australian Citizens.

The City demonstrated its appreciation to volunteers by holding a number of civic receptions and dinners to recognise the contribution of community groups, sporting clubs, conservation volunteers, seniors groups and many other volunteer groups and individuals who assist in creating a diverse, vibrant and sustainable community within the City.

VIP functions were held to recognise the valuable contribution sponsors and key stakeholders play in supporting City events and cultural programs, which included the Valentine's Concert, Joondalup Festival, Community Art Award and the Invitation Art Award.



The libraries issued
1,294,037 items
during 2012/2013

Library Lending Service

The City's four libraries provide one of the largest local government Library Services in Western Australia. During 2012/2013, the libraries issued 1,294,037 items and 9,693 new members joined the libraries. 93,998 information enquiries were received, 20,637 children and adults attended learning programs whilst 183,056 items were requested via the library catalogue.

The City libraries offer a specialised Reference and Local History collection located at Joondalup Library and mobile Books on Wheels delivery service to residents who are unable to access the library. The City also provides a library visit via the Community Transport program. Improved services and facilities during the year included:

- Delivery of an e-book service in October 2012 through the City's Libraries as part of a state-wide initiative
- Expansion of the e-audio book service with the launch of a digital e-Audio book service in November 2012
- Zinio, an e-Magazine service launched at the beginning of December 2012
- A self serve booking system for publicly accessible computers for all City libraries
- Upgrade of Duncraig Library including minor works and a mural designed by Paula Hart, in conjunction with West Greenwood Primary School.

Lifelong Learning Program

Joondalup libraries offer opportunities for social engagement, further education and self development through a variety of events and special programs. These activities are outlined below:

- National Year of Reading – the celebration of the National Year of Reading aimed to promote a culture of reading within the community and raise awareness, through additional programs, such as *Baby Rhyme Time for Fathers*, *Saturday Story Time*, *Bookaneers* and *Love2Read: My Favourite Book*. These activities continued into 2013

- Library e-Newsletter – was published fortnightly to inform library patrons and subscribers on library activities
- Meet the Author – in partnership with Dymocks Joondalup, promoted local, national and international authors and illustrators. Featured authors and illustrators included Jodi Picoult, with daughter Samantha, Tara Moss, Kate Morton, Phil Britten, Ross Coulthardt, Oliver Phommavanh, Carina Hoang, Annabel Smith, Loretta Hill, Michael Muhling, Sarah Turnbull and illustrators Craig Smith and Marc McBride
- Clubs and Games – that encouraged community members to keep their minds active, in a social environment. Activities included *Game On*, *Mahjong*, *Criminal Profiling Club*, *Writers Group*, *Crossword Group*, *Bookclubs* and, new for 2013, *Junior Game On* for children who are homeschooled
- Family and Local History continued to be popular throughout the year. Patrons took part in:
 - Genie Exchange conducted every Friday at Joondalup Library
 - Local History and Family History Workshops
 - The Oral History Program, recording recollections of early residents of Joondalup and Wanneroo

In addition to the programs approximately 730 images were added to the digitisation program and *Picture Joondalup* continued to expand with the inclusion of maps and YouTube clips.

- Homework Help – Online learning such as yourtutor (supported by ECU), YesTeachMe, Dynamic Learning and other library resources were promoted to

students, parents and teachers during sessions that were held once a school term

- Outreach – *Become an e-Borrower* campaign was held at train stations and local shopping centres in the City during the year which promoted e-resources and e-Books
- Twin Cities Radio – Two regular segments featured a monthly book review, *Between the Lines*, and a local history segment, *History of Twin Cities*, which focused on the City of Joondalup, people, places and stories within the northern corridor
- Better Beginnings – 1,646 Better Beginnings bags delivered to child health centres in the City for parents of newborns. In addition, 1,345 Better Beginnings Plus bags were delivered to students at 32 primary schools
- Baby Rhyme Time was well supported with 121 sessions held in 2012/2013.

Approximately 19,500 adults, children and seniors participated in nearly 1,300 library programs and events during the year.

Community Education

Community Liaison and Information

The City has continued to promote its services and programs at major events in the City, such as Edith Cowan University Open Day, Art of Ageing Events, Little Feet Festival, High School Expos, City sponsored events and the Welcome to WA Expo.

Community Information


The Community Information phone line responded to more than 1,350 enquiries from the public about City events and services. The Community Directory on the City's website received over 10,900 hits. The Directory included information on

475 local not-for-profit organisations for clubs and groups.

School Connections

The City offered a range of educational and informative programs as well as a central contact with the local school community to support the curriculum outcomes of local schools.

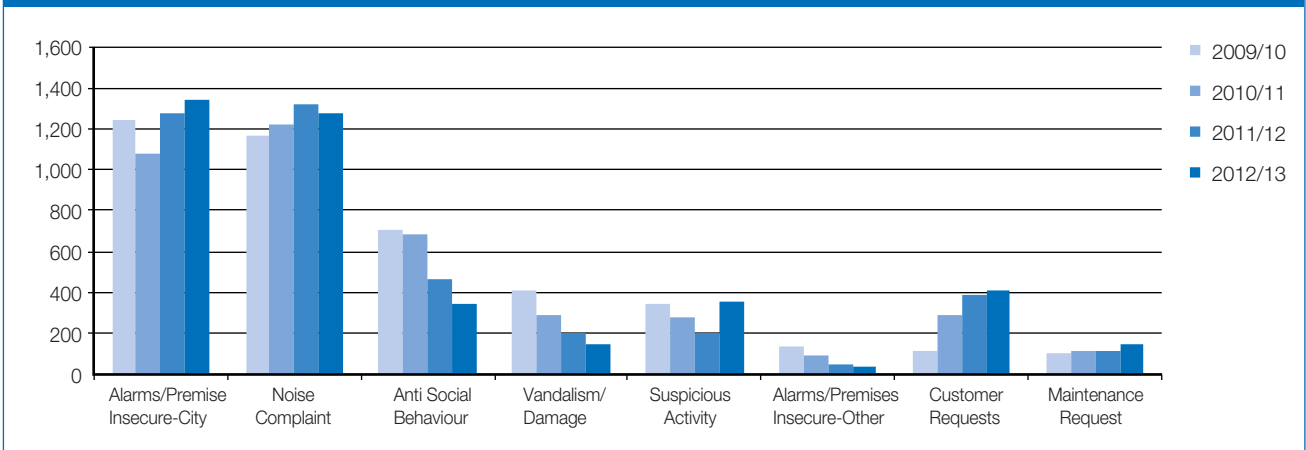
Civic and library incursions, student citizenship presentations, the *Adopt a Coastline Program*, and *Banners in the Terrace* were some of the programs coordinated throughout the year. The School Connections e-Newsletter was published at the start of each school term.



Meet the Author event at Joondalup Library



Top Incident Types Reported to City Watch



Community Safety and Crime Prevention Plan

City Watch

City Watch provided community safety patrols 24 hours a day, seven days a week, as a service for residents, local businesses (perimeter patrols) and visitors to the City in 2012/2013. The physical presence of the City Watch service, as well as working with the local Police, acts as a deterrent to anti-social behaviour, graffiti and vandalism. Patrol vehicles bear the City Watch logo and are orange and white, making them highly visible. City Watch officers assisted members of the community or referred requests to the appropriate agency following reports of:

- Alarms on City buildings and private residences
- Anti-social behaviour and vandalism
- Damage and graffiti to City buildings and infrastructure
- Noisy parties
- Suspicious activity.

Additional services that City Watch provided were:

Holiday Alerts – Front perimeter patrols past premises conducted when residents were away for an extended period

- Party Alerts – Front perimeter patrols conducted when residents registered their party with City Watch
- Dedicated Joondalup City Centre patrols from 8.00pm to 5.00am every Thursday, Friday and Saturday night.

Global Reporting Indicator SO1	2012/2013 Measure
Top Incident Types Reported to City Watch – Total	4,061

Community Safety

Property Marking Research Project

Homes within an area of Heathridge received MicroDOT property marking kits and crime deterrent perimeter stickers during home visits by WA Police and Neighbourhood Watch volunteers as part of a study into the effectiveness of property marking in deterring crime. This project is

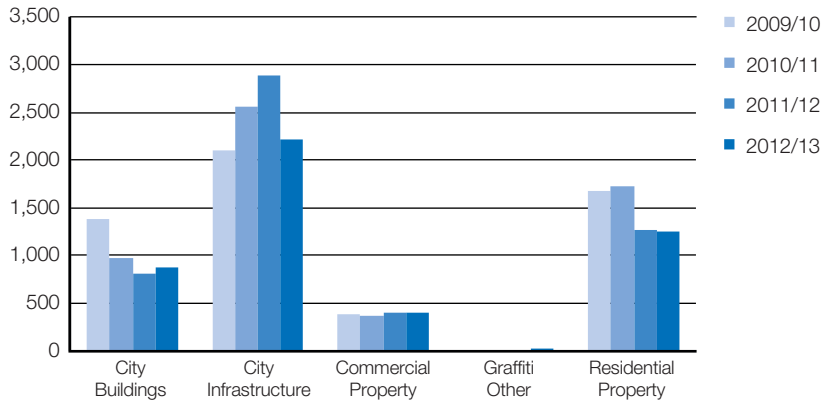
being conducted in partnership with WA Police, Edith Cowan University Joondalup, RAC and MicroDOT.

This 12 month trial will measure the impact of crime deterrent property marking on burglary and theft offence numbers within the study area and the results will be published by Edith Cowan University. This is a world first study aimed at determining how effective property marking can be in preventing crime at the individual property level.

Safety House

The City continued its support of the Safety House Program by providing funds for educational resources, maps, signage, and child safety presentations aimed at raising school children’s awareness of personal safety. With the support of the City the Safety House Program has expanded to 26 primary schools in local areas.

Number of Graffiti Removals Completed



Road Safety Action Plan 2011-2015

The City's *Road Safety Action Plan 2011-2015* includes actions to promote road safety initiatives. Activities undertaken during the year included:

- Community education campaigns held in a number of schools during the year
- Involvement in the Joondalup Road Safety Committee Meetings, with the membership comprising the WA Police, WALGA, RoadWise, and the RAC
- The 2012 School Road Safety Art Competition which attracted entries from local schools. Students from Sorrento Primary, Duncraig Senior High School and Lake Joondalup Baptist College were announced as winners of this year's City of Joondalup Road Safety School Art Competition
- The 2012 Blessing of the Roads to promote road safety held in conjunction with the Cities of Bayswater, Swan and Stirling
- The Community Speed Awareness Program with distribution of bin stickers and pamphlets to the community.

Neighbourhood Watch

The City continued to support the Neighbourhood Watch Program in conjunction with the WA Police. Initiatives included:

- Anti-graffiti coated and mounted in prominent locations where the signs will be less vulnerable to theft and damage
- Make Your Mark property marking project which made 5,000 UV pen property marking kits available to local community members with information marking valuable items to deter theft and assist stolen item identification and return. This is a State Government funded project.

Graffiti Management

The City's Graffiti Removal Service provided free graffiti removal for local residents, business operators and community groups. This service removed 4,758 incidents of graffiti, with 98% of these dealt within two working days of being reported.

Don't Mark Our Parks

Grant funding was provided by the WA Police for the purchase of a small number of mobile cameras for use in local parks to target large scale or ongoing graffiti.

Through the *Don't Mark Our Parks* project, assets such as car parks, City buildings and other infrastructure, have been monitored and images of graffiti, illegal dumping, suspicious or criminal activity have been captured and provided to the WA Police.

CCTV in Public Areas

In addition to existing CCTV systems at various locations, the City commissioned a public areas CCTV system at Mirror Park, Ocean Reef. This system was installed as part of the Skate Park Facility Management Plan to facilitate the operation of the Park.

The City provided footage to the WA Police to assist the rapid reporting of graffiti, damage, litter, hoon behaviour, suspicious activity and other issues in public space. During 2012/2013 the City provided CCTV images to authorised investigative agencies on a regular basis.

Global Reporting Indicator SO1	2012/2013 Measure
Number of Graffiti Removal Requests – Total	4,758



98% of graffiti was removed within two working days



Immunisation

Throughout the year, the City provided free scheduled immunisation vaccinations for babies and children at its clinic located next to the Joondalup Library. The vaccines administered were part of the Western Australian Vaccination Schedule as prepared by the Department of Health and targeted 0-4 year olds.

Clinic hours were extended on occasions to cater for the high demand.

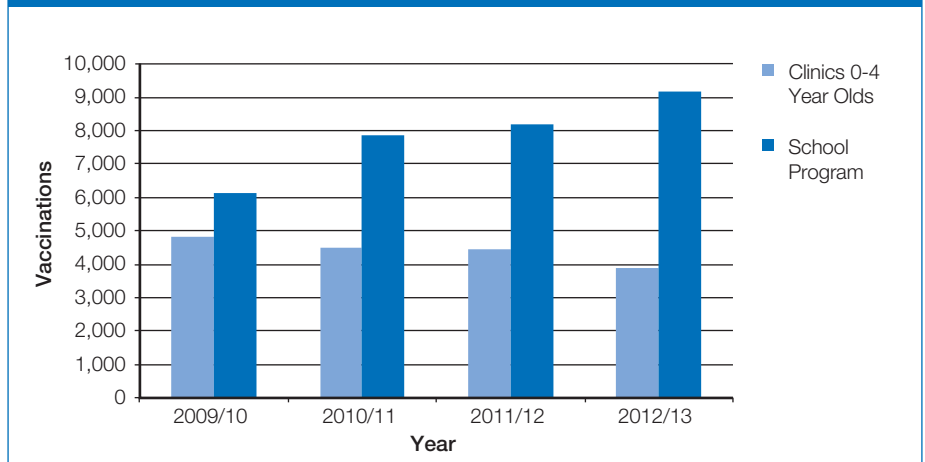
The City also administered a school based immunisation program in support of the Department of Health. This is an ongoing program providing catch-up vaccinations for year 7 students during 2012 and a new HPV program for boys in years 8, 9 and 10, during 2013.

Global Reporting Indicator SO1	2012/2013 Measure
Number of Children Immunised	5,721
Number of Vaccinations Administered	13,049



5,721 children immunised during the year

Number of Vaccinations Administered



This graph highlights the number of vaccines administered. Some children have received more than one vaccination during the year.

Measuring Success


Strategic Community Plan Strategic Performance Indicators – Community Wellbeing

Data was not available to report against this Aspirational Outcome in 2012/2013. Performance will be reported in future years.



Community health services

Statutory Reports



The City's customer services centres are accessible for all

Access and Inclusion

Under the *Disability Services Act 1993*, all Western Australian local governments are required to develop and implement a Disability Access and Inclusion Plan (DAIP), addressing six desired outcomes, to be reviewed on an annual basis and reported on to the Disability Services Commission (DSC) by 31 July each year.

The City recognises that diverse members of the community experience access and inclusion issues. These members include people with disabilities, their families and carers, people from culturally and linguistically diverse backgrounds, the elderly and parents with prams. To include all sections of the local community, the City developed an Access and Inclusion Plan (AIP) which incorporates and expands upon the standard requirements of a DAIP.

The current *Access and Inclusion Plan 2012-2014* was endorsed by Council on 13 December 2011.

The following activities were undertaken in line with the *Access and Inclusion Plan*:

- Significant upgrade works at the front entrance of Craigie Leisure Centre to improve customer access to the facility
- The participation of twenty students of diverse abilities in the Bits and Bytes Computer Training Program and Internet Cafe Project being delivered in partnership with WESTN Inc. This initiative was funded through a Disability Services

Commission *Count Me In* inclusion grant

- Active participation in the northern suburbs Disability Interagency Networking Opportunity (DINO) working group, hosting four information and networking sessions which were attended by 130 local stakeholders
- Provision of a total of \$15,695 to six local community groups and organisations through the Community Funding Program, in support of projects and activities aimed at increasing the social inclusion and participation of people with a disability
- Incorporation of Access and Inclusion Plan objectives into the new *Joondalup Strategic Community Plan 2022*, the *Digital Strategy*, and the *Walkability Plan*
- Feedback provided on the facility upgrade and redevelopment plans for Admiral Park, Hawker Park, Timberlane and Penistone Park Clubrooms, Iluka Sports Complex, Tom Simpson Park and the Beaumaris Community Centre
- Access and Inclusion training provided to all new staff members with 12 induction training sessions taking place
- The opportunity for 10 young people with disabilities to participate in a tour of the City's Administration building and Library to learn about employment options and recruitment processes of local government

- Sponsorship of the Creative Expressions public art exhibition during Disability Awareness Week, enabling local artists with a disability to display their work
- Delivery of two Invitation Art Award tours for local frail aged seniors, and an Auslan interpreted Invitation Art Award tour
- National Relay Service training undertaken by 14 staff members in frontline customer service roles
- Outreach financial counselling service provided to Joondalup Mental Health Campus clients
- Upgrade of connecting pathway, pedestrian access ways and ramps for several local residents who use mobility devices to assist them with access to their local areas
- Providing the opportunity for a group of local residents with intellectual disabilities to undertake volunteer work at the City's *Art of Ageing* events and through the *Adopt-a-Spot* Program
- Inclusive activities incorporated into all major City events including the Joondalup and Little Feet Festivals.
- A report outlining progress against the City's *Access and Inclusion Plan* for 2012/2013 will be presented to the Disability Services Commission by 31 July 2013.

Recordkeeping 2012/2013

The City's continued commitment to recordkeeping, in accordance with legislative requirements, facilitates a structured approach to recordkeeping through the use of a corporate system.

In addition, the City's *Recordkeeping Plan* outlines the process for management and disposal of records in accordance with the *State Records Act 2000*.

The *Recordkeeping Plan* is reviewed and updated every five years and is due for review in 2015.

Focussing on retaining corporate documents in an electronic records management system delivers best practice in recordkeeping and improves efficiencies in document processing to meet customer service needs and volume demands.


The number of records captured into the City's corporate recordkeeping system during 2012/2013 was 221,158 (202,641 in 2011-2012). This included incoming and outgoing letters, emails, faxes, online forms and internal documentation. The number of new files created during this period was 925.

New employees were informed of their recordkeeping responsibilities as part of the City's Induction Program. Hands-on training sessions on the City's electronic recordkeeping system was provided within three months of an employee's appointment. Ongoing record keeping system training was offered to employees monthly as part of the City's Corporate Training Program.

A Helpdesk facility and internal guides have provided continuous support and advice for employees on the use of the City's electronic recordkeeping system and their recordkeeping responsibilities.



Workers from the Activ Foundation



Visit the City's website to access information 24/7

Freedom of Information

In complying with the *Freedom of Information Act 1992*, a Freedom of Information Guide is published on the City's website annually.

During 2012/2013 the City processed a total of 57 Freedom of Information applications, with an average of 22 days to complete each application. This is well within the legislative timeframe of 45 days.

National Competition Policy

In 1995 the Council of Australian Governments entered into a number of agreements, collectively known as the National Competition Policy.

Local government is affected mainly where it operates significant business activities which compete, or could compete, with private sector businesses. Local government will also be affected where local laws unnecessarily affect competition.

The City is required to comply with certain policies contained within the National Competition Policy Statement and report on progress in connection with Competitive Neutrality Principles and review of Local Laws.

Competitive Neutrality

It is the City's responsibility to determine whether it is engaged in "significant business activities" within the context of its operations and therefore whether it is required to apply the competitive neutrality principles.

Local government is only required to implement the above principles to the extent that the benefits to be realised from implementation outweigh the costs in respect of individual business activities exceeding an annual income of \$500,000. Within these criteria the City identified the following business activities:

- Craigie Leisure Centre
- Duncraig Leisure Centre
- Heathridge Leisure Centre.

The public benefit tests for these activities revealed that competitive advantages and disadvantages existed in each of these Leisure Centres and it was beneficial to the local community to continue the operational subsidies to enable the services to be maintained in the future.

Payment to Employees

Regulation 19B of the *Local Government (Administration) Regulations 1996* requires the City to include the following information in its annual report:

- The number of employees of the City entitled to an annual salary of \$100,000 or more
- The number of those employees with an annual salary entitlement that falls within each band of the \$10,000 over \$100,000.

To eliminate issues associated with the treatment of benefits other than cash salary, the City has adopted a total employee cost approach to remuneration. This packages all remuneration into one total number. This is considered a far more transparent and open approach to payment which exceeds the requirement of the regulations.

The table is based on the amount each employee actually received over the period of this annual report, whether employed for a full year or not, and includes:

- Annual cash component
- Statutory 9% superannuation, plus City matching contributions to additional superannuation where applicable
- Salary sacrifice
- Allowance for motor vehicle
- Overtime payments
- Cash-out of leave (either on request or termination)
- Higher duties where applicable.

\$ From	\$ To	Number of Employees
\$100,000	\$109,000	24
\$110,000	\$119,000	17
\$120,000	\$129,000	9
\$130,000	\$139,000	5
\$140,000	\$149,000	3
\$150,000	\$159,000	2
\$160,000	\$169,000	6
\$170,000	\$179,000	3
\$180,000	\$189,000	1
\$190,000	\$199,000	1
\$200,000	\$209,000	0
\$210,000	\$219,000	0
\$220,000	\$229,000	0
\$230,000	\$239,000	0
\$240,000	\$249,000	3
\$250,000	\$259,000	0
\$260,000	\$269,000	0
\$270,000	\$279,000	0
\$280,000	\$289,000	0
\$290,000	\$299,000	0
\$300,000	\$309,000	0
\$310,000	\$319,000	0
\$320,000	\$329,000	0
\$330,000	\$339,000	1
Total		75

Compliance Audit Return

All local governments are required to carry out an annual compliance audit for the period 1 January to 31 December as required by the Department of Local Government and Communities. The Return includes a range of compliance categories to be met by local governments.

The 2012 Compliance Audit Return was presented to Council on Tuesday 19 March 2013. A certified copy of the Return, along with the relevant section of the Council resolution and additional information explaining the Compliance Audit, was submitted to the Director General of the Department of Local Government and Communities in March 2013.

Financial Indicators

Global Reporting Indicator		Description	Measure		
			2012/13	2011/12	2010/11
Revenue Generation Ratios					
1.1	Rates Income Ratio (Rates to Op. income)	This measures the proportion of the City's rates revenue that contributes to the City's total income.	↓ 60.7%	61.55%	62.01%
1.2	Rates to Opex	This ratio has been set up to measure the City's dependence on rates revenue to fund operations.	↓ 58.5%	61.3%	61.6%
1.3	Fees and Charges to income	Measures the extent to which the City's income stream is diversified away from rates.	↑ 27.8%	26.87%	26.74%
1.4	Core Opinc/Core Opex	This ratio is intended to measure the extent to which the City's operations are funded from the most stable (core) revenue sources, being rates and fees & charges.	↓ 1.06	1.10	1.10
Operating Surplus Ratios					
2.1	Operating Surplus	Measures the proportion of operating surplus to total operating income.	↓ (3.8%)	(0.4%)	(0.7%)
2.2	Growth in Operating Income	Measures the rate at which operating income has grown on a year-on-year basis.	↓ 5.3%	7.4%	9.3%
2.3	Growth in Operating Expenditure	Measures the rate at which operating expenditure increases on a year-on-year basis.	↑ 8.8%	7.1%	5.4%
2.4	Opinc growth/Opex growth	Measures the relationship between growth in income and expenditure each year.	↓ 0.60	1.05	1.73
2.5	Own Source Revenue Coverage Ratio	This ratio measures the local government's ability to cover its own costs through its own revenue.	↓ 0.93	0.95	0.96
Liquidity Ratios					
3.1	Current Ratio	This is a liquidity measure that gauges the extent to which short-term liabilities can be met by short-term (liquid) assets	↓ 0.97	1.19	1.14
3.2	Untied Cash to Trade Creditors	This is another liquidity measure that indicates the extent to which unrestricted cash holdings would be exhausted by meeting all outstanding obligations to trade creditors.	↓ 2.92	3.73	3.67

Global Reporting Indicator		Description	Measure		
			2012/13	2011/12	2010/11
Efficiency Ratios					
4.1	Creditors Turnover period (days)	This is an efficiency ratio that measures how quickly obligations to creditors are being met. It reflects the extent to which credit facilities are managed, which indicates the efficiency of the City's working capital management.	↓ 42	51	60
4.2	Outstanding Rates Ratio	Measures the City's efficiency in collecting dues from ratepayers.	↓ 0.8%	0.88%	0.93%
Debt Service Ratios					
5.1	Debt Ratio (Total liability to Total Assets)	This is a mandatory local government ratio that measures whether the City is solvent, i.e. that assets exceed liabilities.	→ 3.53%	3.53%	3.78%
5.2	Gross Debt to Income Ratio	Measures the City's ability to generate sufficient revenues to pay off debt obligations.	↓ 6.98%	8.64%	10.59%
5.3	Gross Debt to Economically Realisable Assets	This measures the City's ability to meet debt obligations from readily realisable assets, i.e. assets excluding infrastructure assets that are not readily realisable.	↓ 2.42%	2.74%	3.26%
5.4	Debt Service Cover Ratio	This ratio is the measurement of the local government's ability through its cash operating surplus to repay its debts. The higher the ratio is, the easier it is for a local government to obtain loans and financial credit facilities.	↓ 9.8	10.8	11.9
5.5	Debt Service to Core Opinc	This is a more prudent debt service ratio that measures the extent to which the City's core revenue streams can meet debt repayment obligations.	↓ 1.90%	2.01%	1.81%
5.6	OP Surplus before Interest/Debt Repayment	This ratio considers whether the City generates sufficient operating surplus to meet debt repayment obligations.	↓ (2.0)	0.1	(0.1)

Financial Indicators

Global Reporting Indicator	Description	Measure			
		2012/13	2011/12	2010/11	
Asset Coverage and Renewal					
6.1	Capex/Depreciation	This measures the extent to which the City's asset base is being replaced faster than the rate at which it depreciates or is utilised.	↑ 1.2	0.85	1.15
6.2	Capinc to Capex	Measures the extent to which capital expenditure is funded from non-operating revenue, such as capital grants. It indicates the dependence of the City on non-operating revenue to fund asset renewal.	↑ 32.2%	27.2%	33.7%
6.3	OP Cash Surplus to Capex	This indicates the extent to which capital expenditure is funded from operating cash surpluses, after excluding the effect of depreciation and other non-cash expenditure.	↓ 62.9%	115.8%	84.6%
6.4	OP Cash Surplus plus Capinc/Capex	This ratio combines the previous two measures to ascertain the extent to which capital expenditure in a financial period is funded from operating cash surplus and capital income in that period.	↓ 0.95	1.43	1.18
6.5	Asset Consumption	This ratio measures the extent to which depreciable assets have been consumed by comparing their written down value to their replacement costs.	0.59		
6.6	Asset Renewal Funding	This ratio is a measure of the ability of a local government to fund its projected asset renewal/replacement in the future.	1.00		
6.7	Asset Sustainability	This ratio indicates whether the local government is replacing existing non-financial assets at the same rate that its overall asset stock is wearing out.	0.69		

■ arrow indicates measure is moving in a positive direction compared to previous year

■ arrow indicates measure is not performing as well as previous year

Financial Statements



Level 1
10 Kings Park Road
West Perth WA 6005

Correspondence to:
PO Box 570
West Perth WA 6872

T +61 8 9480 2000
F +61 8 9322 7787
E info.wa@au.gt.com
W www.grantthornton.com.au

INDEPENDENT AUDITOR'S REPORT TO THE RATEPAYERS OF THE CITY OF JOONDALUP

Report on the Concise Financial Report

We have audited the accompanying concise financial report of the City of Joondalup comprising of the statement of financial position as at 30 June 2013, the statement of comprehensive income, statement of changes in equity, statement of cash flows, and rate setting statement for the year then ended. The concise financial report does not contain all the disclosures required by the Australian Accounting Standards and accordingly, reading the concise financial report is not a substitute for reading the audited financial report.

Council's Responsibility for the Concise Financial Report

The Council is responsible for the preparation and presentation of the concise financial report in accordance with Accounting Standard AASB 1039 Concise Financial Reports, and for such internal control as the Council determines are necessary to enable the preparation of the concise financial report.

Auditor's responsibility

Our responsibility is to express an opinion on the concise financial report based on our audit procedures, which were conducted in accordance with Auditing Standards ASA 810 Engagements to Report on Summary Financial Statements. We have conducted an independent audit, in accordance with Australian Auditing Standards, of the financial report of the City of Joondalup for the year ended 30 June 2013. Our audit report on the financial report for the year was signed on 25 October 2013 and was not subject to any modification. The Australian Auditing Standards require that we comply with relevant ethical requirements relating to audit engagements and plan and perform the audit to obtain reasonable assurance whether the financial report for the year is free from material misstatement.

An audit involves performing procedures to obtain audit evidence about the amounts and disclosures in the concise financial report. The procedures selected depend on the auditor's judgement, including the assessment of the risks of material misstatement of the concise financial report, whether due to fraud or error. In making those risk assessments, the auditor considers internal control relevant to the entity's preparation of the concise financial

Grant Thornton Audit Pty Ltd ACN 130 913 594
a subsidiary or related entity of Grant Thornton Australia Ltd ABN 41 127 556 389

'Grant Thornton' refers to the brand under which the Grant Thornton member firms provide assurance, tax and advisory services to their clients and/or refers to one or more member firms, as the context requires. Grant Thornton Australia Ltd is a member firm of Grant Thornton International Ltd (GTIL). GTIL and the member firms are not a worldwide partnership. GTIL and each member firm is a separate legal entity. Services are delivered by the member firms. GTIL does not provide services to clients. GTIL and its member firms are not agents of, and do not obligate one another and are not liable for one another's acts or omissions. In the Australian context only, the use of the term 'Grant Thornton' may refer to Grant Thornton Australia Limited ABN 41 127 556 389 and its Australian subsidiaries and related entities. GTIL is not an Australian related entity to Grant Thornton Australia Limited.

Liability limited by a scheme approved under Professional Standards Legislation. Liability is limited in those States where a current scheme applies.


report in order to design audit procedures that are appropriate in the circumstances, but not for the purpose of expressing an opinion on the effectiveness of the entity's internal control.

Our procedures in respect of the concise financial report included testing that the information in the concise financial report is derived from, and is consistent with, the financial report for the year, and examination on a test basis, of evidence supporting the amounts and other disclosures which were not directly derived from the financial report for the year. These procedures have been undertaken to form an opinion whether, in all material respects, the concise financial report complies with Accounting Standard AASB 1039 Concise Financial Reports.

We believe that the audit evidence we have obtained is sufficient and appropriate to provide a basis for our audit opinion.

Auditor's opinion on the Concise Financial Report

In our opinion, the concise financial report of the City of Joondalup for the year ended 30 June 2013 complies with Accounting Standard AASB 1039 Concise Financial Reports.



GRANT THORNTON AUDIT PTY LTD
Chartered Accountants



M J Hillgrove
Partner – Audit & Assurance

Perth, 25 October 2013

CITY OF JOONDALUP
CONCISE FINANCIAL REPORT
FOR THE YEAR ENDED 30 JUNE 2013


STATEMENT BY CHIEF EXECUTIVE OFFICER

The Concise Financial Report comprising the City's Financial Statements has been derived from the City of Joondalup's annual Financial Report for the year ended 30 June 2013.

The Concise Financial Report cannot be expected to provide a full understanding of the Statement of Comprehensive Income, Statement of Financial Position and financial and investing activities of the City of Joondalup as the annual Financial Report.

Further financial information can be obtained from the annual Financial Report which is available, free of charge, on request to the City of Joondalup.

Signed on the *25th* day of *October* 2013.


Garry Hunt
Chief Executive Officer

**CITY OF JOONDALUP
STATEMENT OF COMPREHENSIVE INCOME
BY NATURE OR TYPE
FOR THE YEAR ENDED 30 JUNE 2013**

	2013 Actual \$	2013 Budget \$	2012 Actual \$
REVENUE			
Rates	77,390,492	77,333,904	73,256,324
Grants and Subsidies	4,146,871	2,231,117	5,018,567
Contributions, Reimbursements and Donations	2,039,458	2,200,007	2,804,063
Interest Earnings	5,720,488	4,267,070	6,405,047
Profit on Disposal of Assets	2,199,816	51,230	63,782
Fees and Charges	35,454,496	34,148,404	33,173,373
Other Revenue	471,132	167,000	284,493
	127,422,753	120,398,732	121,005,649
EXPENSE			
Employee Costs	(51,791,112)	(52,088,573)	(47,945,837)
Materials and Contracts	(46,846,840)	(45,254,280)	(42,858,747)
Utilities	(6,075,148)	(5,880,263)	(5,564,083)
Depreciation, Impairment & Revaluation Decrement	(25,301,724)	(20,635,630)	(23,004,304)
Loss on Disposal of assets	(232,067)	(340,409)	(129,639)
Interest Expense	(582,814)	(589,992)	(667,320)
Insurance	(1,429,157)	(1,475,713)	(1,368,047)
	(132,258,862)	(126,264,860)	(121,537,977)
Net Result from Operating Activities	(4,836,109)	(5,866,128)	(532,328)
Non-Operating Activities			
Grants and Subsidies	9,254,652	8,247,704	5,217,171
Other Capital Contributions	209,555	1,615,000	83,426
Acquired Infrastructure Assets	1,837,337	500,000	-
Profit/(Loss)	6,465,435	4,496,576	4,768,269
Other Comprehensive Income			
Changes on revaluation of non-current assets	(10,708,137)	-	2,293,624
Total Comprehensive Income	(4,242,702)	4,496,576	7,061,893

**CITY OF JOONDALUP
STATEMENT OF COMPREHENSIVE INCOME
BY PROGRAM
FOR THE YEAR ENDED 30 JUNE 2013**

	2013 Actual \$	2013 Budget \$	2012 Actual \$
REVENUE			
Governance	1,910,995	23,780	230,624
General Purpose Funding	87,357,761	84,219,045	84,820,337
Law, Order, Public Safety	578,174	516,181	829,021
Health	331,756	267,750	294,683
Education and Welfare	436,610	412,797	443,343
Community Amenities	10,445,416	21,494,173	20,938,315
Recreation and Culture	10,486,531	8,634,533	8,612,039
Transport	12,330,282	4,038,605	3,822,267
Economic Services, Other Property & Services	3,545,228	791,868	1,015,020
	127,422,753	120,398,732	121,005,649
EXPENSE EXCLUDING FINANCE COSTS			
Governance	(5,017,878)	(5,234,195)	(4,933,978)
General Purpose Funding	(2,649,471)	(2,724,493)	(2,567,048)
Law, Order, Public Safety	(4,366,616)	(4,356,706)	(4,391,240)
Health	(1,422,562)	(1,470,041)	(1,432,392)
Education and Welfare	(2,193,490)	(2,131,626)	(2,001,186)
Community Amenities	(27,729,943)	(27,738,086)	(25,066,170)
Recreation & Culture	(29,936,929)	(27,125,077)	(28,112,721)
Transport	(28,419,918)	(27,753,889)	(26,869,716)
Economic Services, Other Property & Services	(29,939,241)	(27,140,755)	(25,496,206)
	(131,676,048)	(125,674,868)	(120,870,657)
Net Operating Surplus	(4,253,295)	(5,276,136)	134,992
Finance Costs			
General Purpose Funding	(582,814)	(589,992)	(667,320)
	(582,814)	(589,992)	(667,320)
Capital Grants and Contributions			
Grants for the development of assets	9,254,652	8,247,704	5,217,171
Other Capital Contributions	209,555	1,615,000	83,426
Acquired Infrastructure Assets	1,837,337	500,000	-
Profit/(Loss)	6,465,435	4,496,576	4,768,269
Other Comprehensive Income			
Changes on revaluation of non-current assets	(10,708,137)	-	2,293,624
Total Comprehensive Income	(4,242,702)	4,496,576	7,061,893

**CITY OF JOONDALUP
STATEMENT OF FINANCIAL POSITION
AS AT 30 JUNE 2013**

	2013	2012
	\$	\$
CURRENT ASSETS		
Cash and Cash Equivalents	75,612,053	74,807,969
Trade and Other Receivables	4,867,065	4,518,237
Inventories	92,032	57,589
TOTAL CURRENT ASSETS	80,571,150	79,383,795
NON-CURRENT ASSETS		
Other Receivables	1,724,123	1,831,361
Equity Investments	5,519,447	3,197,709
Property, Plant and Equipment	279,183,046	297,927,532
Infrastructure Assets	506,193,709	496,713,166
TOTAL NON-CURRENT ASSETS	792,620,325	799,669,768
TOTAL ASSETS	873,191,475	879,053,563
CURRENT LIABILITIES		
Trade and Other Payables	9,759,328	9,666,714
Borrowings	1,655,978	1,565,373
Provisions	10,218,288	9,018,386
TOTAL CURRENT LIABILITIES	21,633,594	20,250,473
NON-CURRENT LIABILITIES		
Borrowings	7,235,980	8,891,958
Provisions	1,969,006	1,850,355
TOTAL NON-CURRENT LIABILITIES	9,204,986	10,742,313
TOTAL LIABILITIES	30,838,580	30,992,786
NET ASSETS	842,352,895	848,060,777
EQUITY		
Retained Surplus	533,313,246	532,644,946
Reserves - Cash Backed	59,606,816	55,274,861
Reserves - Asset Revaluation	249,432,833	260,140,970
TOTAL EQUITY	842,352,895	848,060,777

**CITY OF JOONDALUP
STATEMENT OF CHANGES IN EQUITY
FOR THE YEAR ENDED 30 JUNE 2013**

	2013 Actual \$	2012 Actual \$
RETAINED SURPLUS		
Balance as at 1 July 2012	532,644,946	534,624,660
Net result	6,465,435	4,768,269
Transfer from/(to) Reserves	(4,331,955)	(6,747,983)
Transfer to Trust Funds	(1,465,180)	-
Balance as at 30 June 2013	533,313,246	532,644,946
RESERVES - CASH BACKED		
Balance as at 1 July 2012	55,274,861	48,526,878
Transfer from/(to) Retained Surplus	4,331,955	6,747,983
Balance as at 30 June 2013	59,606,816	55,274,861
RESERVES - ASSET REVALUATION		
Balance as at 1 July 2012	260,140,970	257,847,346
Change in Revaluation	(10,708,137)	2,293,624
Balance as at 30 June 2013	249,432,833	260,140,970
TOTAL EQUITY	842,352,895	848,060,777

**CITY OF JOONDALUP
STATEMENT OF CASH FLOWS
FOR THE YEAR ENDED 30 JUNE 2013**

	2013 Actual \$	2013 Budget \$	2012 Actual \$
Cash Flows From Operating Activities			
Receipts			
Rates	77,446,854	77,333,062	73,243,777
Grants and Subsidies	4,146,871	2,231,117	5,018,567
Contributions, Reimbursements and Donations	2,038,999	2,200,007	2,887,489
Fees and Charges	35,515,634	33,768,404	34,193,907
Interest Earnings	5,762,969	4,267,070	6,029,174
Good and Services Tax	-	-	141,731
Other	587,283	167,000	276,993
	125,498,610	119,966,660	121,791,638
Payments			
Employee Costs	(50,476,559)	(52,249,607)	(46,369,126)
Materials and Contracts	(47,337,397)	(45,576,348)	(44,585,524)
Utilities	(6,075,148)	(5,880,263)	(5,564,083)
Insurance	(1,429,157)	(1,475,713)	(1,368,047)
Interest Expense	(582,814)	(589,992)	(674,828)
Goods and Services Tax	(124,995)	-	(108,302)
	(106,026,070)	(105,771,923)	(98,669,910)
Net Cash Provided By Operating Activities	19,472,540	14,194,737	23,121,728
Cash Flows from Investing Activities			
Payments for Purchase of Property, Plant & Equipment	(5,052,556)	(6,867,657)	(4,176,901)
Payments for Construction of Infrastructure	(26,197,748)	(32,437,935)	(15,292,829)
Capital Investment Mindarie RC	(37,423)	(37,431)	(42,516)
Capital Recovery MRF	160,000	240,000	200,000
Grants/Contributions for the Development of Assets	9,464,207	9,862,704	5,283,660
Proceeds from Sale of Assets	6,025,617	774,100	304,892
	(15,637,903)	(28,466,219)	(13,723,694)
Net Cash Used In Investing Activities	(15,637,903)	(28,466,219)	(13,723,694)
Cash Flows from Financing Activities			
Public Open Space Reserve - Transfer to Trust Funds	(1,465,180)		
Repayment of Borrowings	(1,565,373)	(1,565,374)	(1,479,764)
	(3,030,553)	(1,565,374)	(1,479,764)
Net Cash Provided By Financing Activities	(3,030,553)	(1,565,374)	(1,479,764)
Net Increase (Decrease) in Cash Held	804,084	(15,836,856)	7,918,270
Cash at Beginning of Year	74,807,969	68,072,247	66,889,699
Cash and Cash Equivalents at the End of the Year	75,612,053	52,235,391	74,807,969

**CITY OF JOONDALUP
RATE SETTING STATEMENT
FOR THE YEAR ENDED 30 JUNE 2013**

	2013 Actual \$	2013 Budget \$	2012 Actual \$
OPERATING REVENUE			
Rates	77,390,492	77,333,904	73,256,324
Government Grants & Subsidies - Operating	4,146,871	2,231,117	5,018,567
Contributions, Reimbursements and Donations - Operating	2,039,458	2,200,007	2,804,063
Profit on Disposal	2,199,816	51,230	63,782
Fees & Charges	35,454,496	34,148,404	33,173,373
Interest Earnings	5,720,488	4,267,070	6,405,047
Other Revenue	471,132	167,000	284,493
	<u>127,422,753</u>	<u>120,398,732</u>	<u>121,005,649</u>
EXPENSES			
Employee Costs	(51,791,112)	(52,088,573)	(47,945,837)
Materials & Contracts	(46,846,840)	(45,254,280)	(42,858,747)
Utilities	(6,075,148)	(5,880,263)	(5,564,083)
Depreciation, Impairment & Revaluation Decrement	(25,301,724)	(20,635,630)	(23,004,304)
Loss on Disposal	(232,067)	(340,409)	(129,639)
Insurance Expense	(1,429,157)	(1,475,713)	(1,368,047)
Interest Expense	(582,814)	(589,992)	(667,320)
	<u>(132,258,862)</u>	<u>(126,264,860)</u>	<u>(121,537,977)</u>
DEFICIT FROM OPERATIONS	(4,836,109)	(5,866,128)	(532,328)
OPERATING NON-CASH ADJUSTMENTS			
Depreciation, Impairment & Revaluation Decrement	25,301,724	20,635,630	23,004,304
Loss on Disposal	232,067	340,409	129,639
Profit on Disposal	(2,199,816)	(51,230)	(63,782)
Movement in Non-current Receivables	(52,740)	-	(74,966)
Movement in Non-current Provisions	118,651	-	390,039
	<u>18,563,777</u>	<u>15,058,681</u>	<u>22,852,906</u>
OPERATING CASH SURPLUS	18,563,777	15,058,681	22,852,906
CAPITAL REVENUE			
Capital Grants	9,254,652	8,247,704	5,217,171
Contributions & Reimbursements - Non Operating	209,555	1,615,000	83,426
Acquired Infrastructure Assets	1,837,337	500,000	-
	<u>11,301,544</u>	<u>10,362,704</u>	<u>5,300,597</u>
CAPITAL EXPENDITURE			
Capital Projects	(1,704,908)	(3,672,657)	(1,485,873)
Capital Works	(26,197,860)	(32,437,935)	(15,302,561)
Motor Vehicle Replacement	(3,348,017)	(3,195,000)	(2,655,473)
Loan Repayments (Principal)	(1,565,373)	(1,565,374)	(1,479,764)
Equity Investment	(2,321,738)	(37,431)	(42,516)
	<u>(35,137,896)</u>	<u>(40,908,397)</u>	<u>(20,966,187)</u>
CAPITAL DEFICIT	(23,836,352)	(30,545,693)	(15,665,590)
OPERATING SURPLUS/(DEFICIT)	(5,272,575)	(15,487,012)	7,187,316
FUNDING			
Proceeds from Disposal	8,309,932	774,100	304,892
Surplus Carried Forward	5,423,834	2,650,015	4,479,609
Material Recovery Facility	160,000	240,000	200,000
Transfers from Reserves	17,400,905	16,289,984	6,904,819
Transfer to Reserves	(21,732,860)	(3,867,807)	(13,652,802)
Transfer to Trust Funds	(1,465,180)	-	-
Transfer to Accumulated Surplus	(1,837,337)	(500,000)	-
NET OPERATING SURPLUS/(DEFICIT)	986,719	99,280	5,423,834

Elected Members Attendances

Key **LOA** Leave of Absence **(of...)** Where an elected member was not in office or not a committee member for the whole of the financial year, the total number of meetings held during their term is shown in brackets.
NM Not member of the Committee/Regional Council
Obs Attendance at a meeting as an observer

Council Attendances

	Ordinary Council	Special Council	Strategy Session	Briefing Session	Mindarie Regional Council	Tamala Park Regional Council
Total Number of Meetings held during 2012-13 financial year	11	3	11	11	8	6
Mayor Troy Pickard	11 Meetings attended	3 Meetings attended	10 Meetings attended	9 Meetings attended	NM 1 x Deputy	NM
Cr Sam Thomas	- Exclusion from attendance	- Exclusion from attendance	1 x Apology Meetings attended	2 x Apology Meetings attended	- Meetings attended	- Meetings attended
Cr Philippa Taylor	9 Meetings attended	3 Meetings attended	10 Meetings attended	10 Meetings attended	NM Meetings attended	NM
Cr Tom McLean, JP	1 x LOA Exclusion from attendance	- Exclusion from attendance	1 x LOA 1 x Apology Meetings attended	2 x Apology Meetings attended	- Meetings attended	- Meetings attended
Cr Kerry Hollywood	10 Meetings attended	2 Meetings attended	10 Meetings attended	10 Meetings attended	7 Meetings attended	NM
Cr Geoff Amphlett, JP	1 x LOA Exclusion from attendance	1 x LOA Exclusion from attendance	1 x LOA Meetings attended	1 x LOA Meetings attended	1 x LOA Meetings attended	- Meetings attended
Cr Liam Gobbert	9 Meetings attended	2 x LOA Exclusion from attendance	2 x LOA Exclusion from attendance	4 x Apology Exclusion from attendance	1 x Apology Meetings attended	6 Meetings attended
	9 Meetings attended	3 Meetings attended	8 Meetings attended	10 Meetings attended	NM 1 x Deputy	NM
	2 x LOA Exclusion from attendance	- Exclusion from attendance	1 x LOA 2 x Apology Exclusion from attendance	1 x LOA 1 x Apology Exclusion from attendance	- Exclusion from attendance	- Exclusion from attendance

Council Attendances

Total Number of Meetings held during 2012-13 financial year		Ordinary Council	Special Council	Strategy Session	Briefing Session	Mindarie Regional Council	Tamala Park Regional Council
Cr Mike Norman	Meetings attended	11	3	11	11	8	6
	Exclusion from attendance	-	-	1 x LOA 1 x Apology	-	-	-
Cr Christine Hamilton-Prime	Meetings attended	10	3	9	6	NM	NM
	Exclusion from attendance	1 x LOA	-	1 x Apology	1 x LOA 4 x Apology	-	-
Cr Brian Corr	Meetings attended	10	3	8	7	NM	NM
	Exclusion from attendance	1 x LOA	-	2 x LOA	3 x LOA 1 x Apology	-	-
Cr John Chester	Meetings attended	11	3	10	10	NM	NM
	Exclusion from attendance	-	-	1 x Apology	1 x LOA	-	-
Cr Russ Fishwick, JP	Meetings attended	9	3	9	8	7	NM
	Exclusion from attendance	2 x LOA	-	2 x LOA	1 x LOA 2 x Apology	1 x Apology	-
Cr Teresa Ritchie	Meetings attended	11	3	8	10	NM	NM
	Exclusion from attendance	-	-	2 x LOA 1 x Apology	1 x Apology	-	-

Committee Attendances

		Policy Committee	Strategic Financial Management Committee	Audit Committee	CEO Performance Review Committee	Ocean Reef Marina Committee	Joondalup Performing Arts & Cultural Facility Steering Committee	Capital Works Committee	Art Collection and Advisory Committee	Office Development Committee
Total Number of Meetings held during 2012-13 financial year		4	5	4	6	1	1	11	4	4
Cr Mike Norman	Meetings attended	NM 1 x Deputy 1 x Obs	5	NM	5	NM	NM	NM 3 x Obs	4	NM
	Exclusion from attendance	-	-	-	-	-	-	-	-	-
Cr Christine Hamilton-Prime	Meetings attended	3	NM	3	NM 1 x Obs	1	NM	10	NM	NM
	Exclusion from attendance	1 x Apology	-	1 x Apology	-	-	-	1 x Apology	-	-
Cr Brian Corr	Meetings attended	3	NM 1 x Deputy 2 x Obs	4	NM 1 x Obs	NM	NM	9	NM	NM
	Exclusion from attendance	1 x LOA	-	-	-	-	-	2 x LOA	-	-
Cr John Chester	Meetings attended	NM 1 x Deputy 2 x Obs	4	NM 1 x Obs	6	-	1	NM 1 x Deputy 2 x Obs	4	NM 1 x Deputy
	Exclusion from attendance	-	1 x Apology	-	-	1 x Apology	-	-	-	-
Cr Russ Fishwick, JP	Meetings attended	NM	3	NM 1 x Obs	4	1	1	NM 1 x Deputy 1 x Obs	NM	NM
	Exclusion from attendance	-	1 x LOA 1 x Apology	-	1 x LOA 1 x Apology	-	-	-	-	-
Cr Teresa Ritchie	Meetings attended	4	NM 1 x Deputy	4	NM 2 x Deputy 1 x Obs	NM	NM	Member from 24 July 2013 7 (of 10)	2	NM
	Exclusion from attendance	-	-	-	-	-	-	2 x LOA 1 x Apology	2 x Apology	-



T: 08 9400 4000

F: 08 9300 1383

Boas Avenue Joondalup WA 6027

PO Box 21 Joondalup WA 6919

joondalup.wa.gov.au

Connect with the City on



This document is available in alternate formats upon request.