

# agenda

## Ordinary Meeting of Council

NOTICE IS HEREBY GIVEN THAT THE NEXT ORDINARY MEETING OF THE COUNCIL OF THE CITY OF JOONDALUP WILL BE HELD IN THE COUNCIL CHAMBER, JOONDALUP CIVIC CENTRE, BOAS AVENUE, JOONDALUP

ON TUESDAY 25 JUNE 2024

COMMENCING AT 6.30pm

**JAMES PEARSON**  
Chief Executive Officer  
14 June 2024

### **Acknowledgement of Traditional Custodians**

The City of Joondalup acknowledges the traditional custodians of the land, the Whadjuk people of the Noongar nation, and recognises the culture of the Noongar people and the unique contribution they make to the Joondalup region and Australia. The City of Joondalup pays its respects to their Elders past and present and extends that respect to all Aboriginal and Torres Strait Islander peoples.

*This document is available in alternate formats upon request*

[joondalup.wa.gov.au](https://joondalup.wa.gov.au)

## **PUBLIC QUESTION TIME**

Residents and / or ratepayers of the City of Joondalup are requested to lodge questions in writing by **9.00am on Monday 24 June 2024**

Answers to those questions received within that timeframe will, where practicable, be provided in hard copy form at the Ordinary Council Meeting.

## **QUESTIONS TO**

[council.questions@joondalup.wa.gov.au](mailto:council.questions@joondalup.wa.gov.au)

PO Box 21 Joondalup WA 6919

**[www.joondalup.wa.gov.au](http://www.joondalup.wa.gov.au)**



## CIVIC CENTRE EMERGENCY PROCEDURES

The City of Joondalup values the health and safety of all visitors to City of Joondalup facilities. The following emergency procedures are in place to help make evacuation of the City of Joondalup Civic Centre safe and easy.

### Alarms

The City of Joondalup emergency system has two alarm tones:

- Alert Tone (Beep... Beep... Beep).
- Evacuation Tone (Whoop...Whoop...Whoop).

### On hearing the Alert Tone (Beep... Beep... Beep):

- DO NOT EVACUATE ON THIS TONE.
- Remain where you are.
- All designated Fire Wardens will respond and assess the immediate area for danger.
- Always follow instructions from the designated Fire Wardens.

### On hearing the Evacuation Tone (Whoop...Whoop...Whoop):

- Evacuate the building immediately as directed by a Fire Warden or via the nearest safe exit.
- Do not use lifts.
- Remain calm and proceed to the designated Assembly Area (refer to site plan below).
- People with impaired mobility (those who cannot use the stairs unaided) should report to a Fire Warden who will arrange for their safe evacuation.
- Do not re-enter the building until authorised to do so by Emergency Services.



---

## CODE OF CONDUCT

Council Members and Committee Members are to observe the City's adopted *Code of Conduct for Council Members, Committee Members and Candidates*. The following general principles guide the behaviours of Council Members (being the Mayor and Councillors) and other committee members while performing their role at the City:

### Personal Integrity

- (1) A council member or committee member should –
  - (a) act with reasonable care and diligence; and
  - (b) act with honesty and integrity; and
  - (c) act lawfully; and
  - (d) identify and appropriately manage any conflict of interest; and
  - (e) avoid damage to the reputation of the City.
- (2) A council member or committee member should –
  - (a) act in accordance with the trust placed in council members and committee members; and
  - (b) participate in decision-making in an honest, fair, impartial and timely manner; and
  - (c) actively seek out and engage in training and development opportunities to improve the performance of their role; and
  - (d) attend and participate in briefings, workshops and training sessions provided or arranged by the City in relation to the performance of their role.

### Relationship with others

- (1) A council member or committee member should –
  - (a) treat others with respect, courtesy and fairness; and
  - (b) respect and value diversity in the community.
- (2) A council member or committee member should maintain and contribute to a harmonious, safe and productive work environment.

### Accountability

A council member or committee member should –

- (a) base decisions on relevant and factually correct information; and
- (b) make decisions on merit, in the public interest and in accordance with statutory obligations and principles of good governance and procedural fairness; and
- (c) read all agenda papers given to them in relation to Council or Committee meetings, Briefing Sessions or Strategy Sessions; and
- (d) be open and accountable to, and represent, the community in the district.

Employees are bound by the City's *Code of Conduct for Employees* which details similar provisions to be observed.

---

## COUNCIL MEETINGS

The following procedures for the conduct of Council Meetings were adopted at the Council meeting held on 21 April 2020:

### INTRODUCTION

The modern role of Council is to set policy and strategy and provide goals and targets for the local government (the City). The employees, through the Chief Executive Officer, have the task of implementing the decisions of Council.

A well-structured decision-making process that has established protocols will provide the elected body with the opportunity to:

- have input into the future strategic direction set by Council
- seek points of clarification
- ask questions
- be given adequate time to research issues
- be given maximum time to debate matters before Council,

and ensures that the elected body is fully informed to make the best possible decisions for the City of Joondalup community.

### PURPOSE OF COUNCIL MEETINGS

Council Meetings will involve Elected Members, employees as determined by the Chief Executive Officer and external advisors (where appropriate) and will be open to the public. Council Meetings are formal meetings where Elected Members consider and make decisions on matters.

### PROCEDURES FOR COUNCIL MEETINGS

The following procedures will apply to Council Meetings that are conducted by the City.

- 1 Council meetings will be open to the public except for matters of a confidential nature. The guide in determining those matters of a confidential nature shall be in accordance with the *Local Government Act 1995*.
- 2 Dates and times for Council meetings will be set well in advance where practicable, and appropriate notice given to the public.
- 3 The Chief Executive Officer will ensure timely written notice and an agenda for each Council meeting will be provided to all Elected Members, members of the public and external advisors (where appropriate).

- 
- 4 The Mayor is to be the Presiding Member at Council meetings. If the Mayor is unable or unwilling to assume the role of Presiding Member, then the Deputy Mayor may preside at the Council meetings. If the Deputy Mayor is unable or unwilling, those Elected Members present may select one from amongst themselves to preside at the Council meeting.
  - 5 There is to be no debate among Elected Members on any matters raised during the Council meeting.
  - 6 Relevant employees of the City will be available to respond to questions on matters listed on the agenda for the Council meeting.
  - 7 All Elected Members will be given a fair and equal opportunity to participate in the Council meeting.
  - 8 The Presiding Member will ensure that time is made available to allow for all matters of relevance to be covered.
  - 9 Good governance principles recommend that Elected Members, employees and relevant consultants shall disclose their interests on any matter listed for the Council meetings. When disclosing an interest, the following provisions apply:
    - (a) Interests are to be disclosed in accordance with the provisions of the *Local Government Act 1995*, the *Local Government (Model Code of Conduct) Regulations 2021* and the City's *Code of Conduct*.
    - (b) Elected Members disclosing a financial interest, or a proximity interest will not participate in that part of the session relating to the matter to which their interest applies and shall depart the room.
    - (c) The remaining Elected Members may agree that an Elected Member disclosing a financial or proximity interest may participate in discussion on the matter if the remaining Elected Members agree:
      - (i) is so trivial or insignificant as to be unlikely to influence the disclosing Elected Member's conduct in relation to the matter  
or
      - (ii) is common to a significant number of electors and ratepayers of the City,and a record of that agreement is to be made in the minutes kept for the Council meeting.
    - (d) Employees with a financial interest in a matter may also consider it appropriate to depart the room when the matter is being considered, however there is no legislative requirement to do so.
  - 10 A record shall be kept of all Council meetings.

## **COUNCIL AND COMMITTEE MEETINGS**

### **PROCEDURES FOR PUBLIC QUESTION TIME**

The following procedures for the conduct of Public Question Time were adopted at the Council meeting held on 20 September 2022:

Where a meeting of a committee is open to the public the procedures for public question time and public statement time apply. In this regard, these procedures are amended by substituting "Council" with "Committee" to provide proper context.

#### **Questions asked verbally**

- 1 Members of the public are invited to ask questions at Council Meetings.
- 2 Questions asked at an Ordinary Council meeting must relate to a matter that affects the City of Joondalup. Questions asked at a Special meeting of Council must relate to the purpose for which the meeting has been called.
- 3 A register will be provided for those persons wanting to ask questions to enter their name. The Presiding Member may call persons registered to come forward in an order that allows the maximum opportunity for as many people as possible to address the meeting on the widest range of matters that are listed in the agenda. Persons that come forward are to state their name and full address.
- 4 Public question time will be limited to two minutes per person, with a limit of two verbal questions per person.
- 5 Statements are not to precede a question during public question time and questions must be succinct and to the point. Statements can only be made during public statement time.
- 6 Members of the public are encouraged to keep their questions brief to enable everyone who desires to ask a question to have the opportunity to do so.
- 7 Public question time will be allocated a minimum of 15 minutes and may be extended in intervals of up to 10 minutes by resolution of Council, but the total time allocated for public questions to be asked and responses to be given is not to exceed 35 minutes in total. Public question time is declared closed following the expiration of the allocated time period, or earlier than such time where there are no further questions.
- 8 Questions are to be directed to the Presiding Member and shall be asked politely, in good faith, and are not to be framed in such a way as to reflect adversely or be defamatory on a particular Elected Member or City employee. The Presiding Member shall decide to:
  - accept or reject any question and their decision is final;
  - nominate a City employee to respond to the question;
  - or
  - take a question on notice. In this case a written response will be provided as soon as possible, and included in the agenda of the next Council meeting.

- 9 Where an Elected Member is of the opinion that a member of the public is:
- asking a question at a Council meeting, that does not relate to a matter affecting the City;  
or
  - making a statement during public question time,
- they may bring it to the attention of the Presiding Member who will make a ruling.
- 10 Questions and any response will be summarised and included in the minutes of the Council meeting.
- 11 It is not intended that question time should be used as a means to obtain information that would not be made available if it was sought from the City's records under Section 5.94 of the *Local Government Act 1995* or the *Freedom of Information Act 1992* (FOI Act). Where the response to a question(s) would require a substantial commitment of the City's resources, the Chief Executive Officer (CEO) will determine that it is an unreasonable impost upon the City and refuse to provide it. The CEO will advise the member of the public that the information may be sought in accordance with the FOI Act .

### **Questions in Writing – (Residents and/or ratepayers of the City of Joondalup only)**

- 1 Only City of Joondalup **residents and/or ratepayers** may submit questions to the City in writing.
- 2 Questions asked at an Ordinary Council meeting must relate to a matter that affects the City of Joondalup. Questions asked at a Special meeting of Council must relate to the purpose for which the meeting has been called.
- 3 The City will accept a maximum of five (5) written questions per City of Joondalup resident/ratepayer. To ensure equity and consistency, each part of a multi-part question will be treated as a question in its own right.
- 4 Questions lodged by 9.00am on the day immediately prior to the scheduled Council meeting will be responded to, where possible, at the Council meeting. These questions, and their responses, will be distributed to Elected Members and made available to the public in written form at the meeting.
- 5 The Presiding Member shall decide to accept or reject any written question and their decision is final. Where there is any concern about a question being offensive, defamatory or the like, the Presiding Member will make a determination in relation to the question. Questions determined as offensive, defamatory or the like will not be published.
- 6 The Presiding Member may rule questions out of order where they are substantially the same as questions previously submitted and responded to.
- 7 Written questions unable to be responded to at a Council meeting will be taken on notice. In this case, a written response will be provided as soon as possible and included on the agenda of the next Council meeting.

- 
- 8 A person who submits written questions may also ask questions at a Council meeting and questions asked verbally may be different to those submitted in writing.
  - 9 Questions and any response will be summarised and included in the minutes of the Council meeting.
  - 10 It is not intended that question time should be used as a means to obtain information that would not be made available if it was sought from the City's records under Section 5.94 of the *Local Government Act 1995* or the *Freedom of Information Act 1992* (FOI Act). Where the response to a question(s) would require a substantial commitment of the City's resources, the Chief Executive Officer (CEO) will determine that it is an unreasonable impost upon the City and may refuse to provide it. The CEO will advise the member of the public that the information may be sought in accordance with the FOI Act.

### **DISCLAIMER**

Responses to questions asked verbally are provided in good faith and as such, should not be relied upon as being either complete or comprehensive.

---

## PROCEDURES FOR PUBLIC STATEMENT TIME

The following procedures for the conduct of Public Statement Time at Council Meetings were adopted at the Council meeting held on 20 September 2022:

- 1 Members of the public are invited to make public statements verbally at Council meetings.
- 2 Statements made at an Ordinary Council meeting must relate to a matter that affects the City of Joondalup. Statements made at a Special meeting of Council must relate to the purpose for which the meeting has been called.
- 3 A register will be provided for those persons wanting to make a statement to enter their name. The Presiding Member may call persons registered to come forward in an order that allows the maximum opportunity for as many people as possible to address the meeting on the widest range of matters that are listed in the agenda. Persons that come forward are to state their name and full address.
- 4 Public statement time will be limited to two minutes per person.
- 5 Members of the public are encouraged to keep their statements brief to enable everyone who desires to make a statement to have the opportunity to do so.
- 6 Public statement time will be allocated a maximum time of 15 minutes. Public statement time is declared closed following the 15 minute allocated time period, or earlier than such time where there are no further statements.
- 7 Statements are to be directed to the Presiding Member and are to be made politely in good faith and are not to be framed in such a way as to reflect adversely or be defamatory on a particular Elected Member or City employee.
- 8 Where an Elected Member is of the opinion that a member of the public is making a statement at a Council meeting, that does not relate to a matter affecting the City, they may bring it to the attention of the Presiding Member who will make a ruling.
- 9 Statements will be summarised and included in the minutes of the Council meeting.



## TABLE OF CONTENTS

1	ACKNOWLEDGEMENT OF TRADITIONAL CUSTODIANS .....	14
2	DECLARATION OF OPENING AND ANNOUNCEMENT OF VISITORS .....	14
3	DECLARATIONS OF FINANCIAL INTEREST / PROXIMITY INTEREST / INTEREST THAT MAY AFFECT IMPARTIALITY .....	14
4	DEPUTATIONS .....	15
5	PUBLIC QUESTION TIME .....	16
6	PUBLIC STATEMENT TIME .....	21
7	APOLOGIES AND LEAVE OF ABSENCE .....	21
8	CONFIRMATION OF MINUTES .....	22
9	ANNOUNCEMENTS BY PRESIDING MEMBER WITHOUT DISCUSSION .....	22
10	IDENTIFICATION OF MATTERS FOR WHICH THE MEETING MAY BE CLOSED TO THE PUBLIC .....	22
11	PETITIONS .....	22
12	REPORTS .....	23
12.1	DEVELOPMENT AND SUBDIVISION APPLICATIONS - APRIL 2024 (WARD – ALL) .....	23
12.2	EXECUTION OF DOCUMENTS (WARD - ALL) .....	27
12.3	OUTCOMES OF COMMUNITY CONSULTATION - DRAFT EXPANDING HORIZONS 2033 ECONOMIC DEVELOPMENT STRATEGY (WARD – ALL) .....	30
12.4	STATUS OF COUNCIL DECISIONS - APRIL 2024 (WARD - ALL) .....	35
12.5	STATUS OF PETITIONS (WARD - ALL) .....	38
12.6	ANNUAL REVIEW OF THE CORPORATE BUSINESS PLAN (WARD - ALL) .....	40
12.7	DRAFT CLIMATE CHANGE PLAN 2024 – 2034 (WARD – ALL) .....	45
12.8	ORGANISATIONAL REVIEW OF THE CITY OF JOONDALUP (WARD - ALL) .....	52
12.9	LIST OF PAYMENTS MADE DURING THE MONTH OF APRIL 2024 (WARD - ALL) .....	59
12.10	FINANCIAL ACTIVITY STATEMENT FOR APRIL 2024 (WARD - ALL) .....	62

---

12.11	CARD TRANSACTIONS FOR THE MONTH OF APRIL 2024 (WARD - ALL)	68
12.12	TENDER 015/24 PLUMBING MAINTENANCE SERVICES AND MINOR PLUMBING WORKS OF VALUE LESS THAN \$100,000 (WARD - ALL)	71
12.13	PROPOSED REVOCATION OF MANAGEMENT ORDER FOR RESERVE 49462 - BRAMSTON PARK (WARD - NORTH)	78
12.14	OUTCOMES OF COMMUNITY CONSULTATION - URBAN BIKE TRAILS PROJECT - PROPOSED NEW FACILITIES (WARD - ALL)	83
12.15	PETITION IN RELATION TO THE MAINTENANCE, REPAIR AND UPGRADE OF ELCAR DOG PARK (WARD - NORTH)	95
13	REPORTS OF COMMITTEES	104
14	REPORTS OF THE CHIEF EXECUTIVE OFFICER	104
15	URGENT BUSINESS	104
16	MOTIONS OF WHICH PREVIOUS NOTICE HAS BEEN GIVEN	104
16.1	NOTICE OF MOTION NO. 1 – LIFE VAC INSTALLATION AT CITY OF JOONDALUP VENUES	104
17	ANNOUNCEMENTS OF NOTICES OF MOTION FOR THE NEXT MEETING	104
18	CLOSURE	104

---

## CITY OF JOONDALUP

Notice is hereby given that a Meeting of the Council will be held in the Council Chamber, Joondalup Civic Centre, Boas Avenue, Joondalup on **Tuesday 25 June 2024** commencing at **6.30pm**.

### VISION

“A global City: bold, creative and prosperous.”

### PRIMARY VALUES

- Transparent.
- Accountable.
- Honest.
- Ethical.
- Respectful.
- Sustainable.
- Professional.

### DISTINGUISHING VALUES

#### **Bold**

We will make courageous decisions for the benefit of our community and future generations.

#### **Ambitious**

We will lead with strength and conviction to achieve our vision for the City.

#### **Innovative**

We will learn and adapt for changing circumstances to ensure we are always one step ahead.

#### **Enterprising**

We will undertake ventures that forge new directions for business and the local community.

#### **Prosperous**

We will ensure our City benefits from a thriving economy built on local commercial success.

#### **Compassionate**

We will act with empathy and understanding of our community's needs and ambitions.

## AGENDA

### 1 ACKNOWLEDGEMENT OF TRADITIONAL CUSTODIANS

Note: Members of the public are advised that prior to the opening of the Council Meeting, Mayor the Hon. Albert Jacob, JP will acknowledge the traditional custodians of the land and say a prayer.

### 2 DECLARATION OF OPENING AND ANNOUNCEMENT OF VISITORS

### 3 DECLARATIONS OF FINANCIAL INTEREST / PROXIMITY INTEREST / INTEREST THAT MAY AFFECT IMPARTIALITY

#### 3.1 DISCLOSURES OF INTEREST AFFECTING IMPARTIALITY

Elected Members (in accordance with clause 22 of Schedule 1 of the *Local Government [Model Code of Conduct] Regulations 2021*) and employees (in accordance with the Code of Conduct) are required to declare any interest that may affect their impartiality in considering a matter. This declaration does not restrict any right to participate in or be present during the decision-making process. The Elected Member / employee is also encouraged to disclose the nature of their interest.

<b>Name / Position</b>	<b>Cr Christine Hamilton-Prime, JP.</b>
<b>Meeting Type</b>	Ordinary Meeting of Council.
<b>Meeting Date</b>	25 June 2024.
<b>Item No. / Subject</b>	Item 12.3 - Outcomes of Community Consultation – Draft Expanding Horizons 2033 Economic Development Strategy.
<b>Nature of Interest</b>	Interest that may affect impartiality.
<b>Extent of Interest</b>	Cr Hamilton-Prime is employed as a Director in an aerospace company in the space sector.

<b>Name / Position</b>	<b>Mayor Hon. Albert Jacob, JP.</b>
<b>Meeting Type</b>	Ordinary Meeting of Council.
<b>Meeting Date</b>	25 June 2024.
<b>Item No. / Subject</b>	Item 12.9 – List of Payments made during the month of April 2024.
<b>Nature of Interest</b>	Interest that may affect impartiality.
<b>Extent of Interest</b>	Mayor Jacob does part time work for Thomson Geer. Mayor Jacob does not work on City of Joondalup matters there.

## 4 DEPUTATIONS

**The following summarised deputations were submitted to the Briefing Session held on 11 June 2024:**

### **DEPUTATION NO. 1 - ITEM 12.5 – STATUS OF PETITIONS**

Mr John Whittle spoke in relation to Item 12.5 and requested removal of the development approval for the retention of the tuart tree at Corinthian Court, Kingsley. Mr Whittle raised concerns over the health and safety issues being experienced by the residents of the retirement village. Mr Whittle described that the tuart tree drops nuts and branches onto the access areas for senior citizens and visitors, which is particularly hazardous for the senior citizens who have reduced vision, and/or mobility issues as this could result in serious injury or death. Mr Whittle urged the Council to consider the wellbeing of residents and recognise that removal of the tuart tree is essential for a safe environment.

The full audio of the deputation is available [here](#) at 6.31.

### **DEPUTATION NO. 2 - ITEM 12.7 - DRAFT CLIMATE CHANGE PLAN 2024 – 2034**

Ms Michele Kwok addressed Elected Members in relation to Item 12.7, commending positive changes to the Draft Climate Change Plan 2024-2034, but also raising questions around certain approaches to climate change.

Ms Kwok raised concerns over the uncertainty surrounding the wide range of climate change models and mentioned some of the environmental damage, as well as job losses, caused by green energy projects. Ms Kwok emphasised that it may be better to focus spending on tangible items that can save energy within local communities.

The full audio of the deputation is available [here](#) at 6.44.

### **DEPUTATION NO. 3 - ITEM 12.15 - PETITION IN RELATION TO THE MAINTENANCE, REPAIR AND UPGRADE OF ELCAR DOG PARK**

Ms Mary O'Byrne raised concerns over the quality of the facilities at Elcar Dog Park, describing inadequacies of space, accessibility, maintenance, and seating. Ms O'Byrne emphasised that the needs of dog owners and dogs for socialisation and exercise are not being met within the City of Joondalup. Ms O'Byrne emphasised that Elcar Dog Park is the only dog park within the City of Joondalup, and noted that resident interviews have revealed preference for using facilities in the City of Wanneroo.

Ms O'Byrne described that the maintenance of Elcar Dog Park has been lacking. Ms O'Byrne urged the Council to consider the need for adequate seating for elderly residents and residents with disabilities.

The full audio of the deputation is available [here](#) at 6.56.

## 5 PUBLIC QUESTION TIME

### 5.1 QUESTIONS ASKED PRIOR TO AND VERBALLY AT THE BRIEFING SESSION HELD ON 11 JUNE 2024

The following summarised written questions were submitted prior to the Briefing Session held on 11 June 2024:

**J Whittle, Kingsley:**

*Re: Item 12.5 - Status of Petitions.*

**Q1** *In relation to Petition (RCP00313) - Removal of the development approval condition for the retention of the Tuart Tree for Corinthian Court Stage 3 Development.*

*Can the City advise who is liable for the medical and ongoing rehabilitation costs of injuries to persons that may occur due to fallen and falling nuts, limbs and branches from the Tuart Tree required by the City to be retained in Corinthian Court Stage 3 Development approval? As this tree's canopy completely covers the only access way for anyone entering Langley Circle.*

**A1** As the tree in question is located on private land this question is more appropriately directed to and answered by the landowner.

**Q2** *The petitioners are not proposing to change the landscape plan. Can the City advise why is a detailed application required by the City when all we are requesting is to simply remove one tree and replace it with a tree that will not have the potential to cause injury to residents and visitors?*

**A2** Retention of the tree forms part of the conditions of a development (planning) approval granted by Council in February 2016 pursuant to the *Planning and Development Act 2005*.

Specifically, condition 5 of Council's approval required a detailed landscaping plan to be submitted to, and approved by the City which indicated the vegetation that was to be retained on-site.

The landscaping plan submitted to meet this condition identifies the subject tree as part of the vegetation for retention.

As the retention of the tree formed part of the application and subsequent approval, an application to amend this approval is also required for the City to formally consider the request to remove the tree and replace with an alternative.

**M Kwok, Ocean Reef:**

Re: *Item 12.7 – Draft Climate Change Plan 2024 – 2034.*

Q1 *Can the City advise what is the value and quantity of the products that the WALGA Energy Group has brought; such as Large-scale Generation Certificates, Small-scale Technology Certificates, Australian Carbon Credit Units, and similar renewable energy certificates?*

A1 The City is unable to respond to this question as it extends beyond the City's contract, but has contacted WALGA to seek comment with the following advice provided:

*“Large-scale generation certificates (LGC) are not directly purchased by Local Governments under the WALGA Contract, but rather by the retailer (Synergy) and delivered as an offset. Since the commencement of the WALGA Sustainable Energy Project in 2022, it is estimated that almost 68,000 tonnes in carbon offsets have been achieved from participant's involvement (48 WALGA members).”*

Q2 *Can the City advise as part of the WALGA Energy Group, what are the valuations and quantities of the products owned by the City of Joondalup?*

A2 The City does not own any of the products as described in Q1 above.

Q3 *As part of the WALGA Energy Group, does the City of Joondalup own the products brought individually or jointly?*

A3 No. The City does not own the products as described in Q1 above.

Q4 *In relation to questions from Councillors at November 2023 Briefing Session, can the City provide an answer using statistical data records from the Australian Baseline Sea Level Monitoring project in particularly Hillarys station on actual changes in mean level between 1991 and the current year?*

A4 Data relating to the Australian Baseline Sea Level Monitoring project is publicly available via [Australian Baseline Sea Level Monitoring Project \(bom.gov.au\)](https://www.bom.gov.au/australian-baseline-sea-level-monitoring-project/)

Q5 *Can the City advise what options do we have if we do not proceed with LED streetlight, is there any modelling on offsets?*

A5 Modelling for offsets has not been undertaken. As per the City's emissions reduction hierarchy, the purchase of offsets to reduce greenhouse gas emissions should be a last resort. Further, feedback from Elected Members on the draft Plan indicated that the use of offsets is not supported as there is a preference for direct mitigation by the City. As a result of this direction, projects relating to the purchasing of offsets have been removed from the draft Climate Change Plan.

**L Crawford Duncraig:**

*Re: Item 12.7 - Draft Climate Change Plan 2024 – 2034.*

*Q1 In the draft climate change plan that is to go out for public consultation it states, “programmable LED luminaires which are monitored and controlled by the City’s wireless lighting control system. Increasing the efficiency of street lighting will make a significant contribution to decreasing the City’s greenhouse gas emissions.”*

*It is my understanding that according to Western Power, “The technology in the streetlights uses very low-level radio frequency, exactly like our advanced meter smart metering technology.”*

*<https://www.westernpower.com.au/resources-education/network-improvements/pilots--trials/smart-streetlights-trial/>*

*If this is the case, it should be made very clear in the report for public consultation exactly what the technology involves. Many people do not want Smart meter technology at their meter box so the chances are they may not want Smart lighting right next to their homes. What about informed consent?*

*A1 Western Power install smart streetlights at residential properties rather than the City. If there is a transfer of ownership of Western Power owned streetlights to the City, then the City would convert the Western Power owned street lighting to LED using lighting controllers within the 910 – 925 megahertz range, which is similar to the range used by radio stations.*

*The City is guided by the Federal Government and its regulators including the Australian Radiation Protection and Nuclear Safety Agency (ARPANSA) in regard to the use and safety standards of these technologies.*

**M O’Byrne, Kinross:**

*Re: Item 12.15 – Petition in relation to the Maintenance, Repair and Upgrade of Elcar Dog Park.*

*Q1 According to Age-Friendly WA — State Seniors Strategy 2023 – 2033: Appropriate and safe seating provision is essential for the elderly to enjoy their communities and the community facilities provided for them.*

*Can the City advise why the City of Joondalup is continuing to have elderly and disabled community members make do with uncomfortably low, dog-urine saturated, bare and cold unsealed 450-500 ml single limestone blocks as seating material in Elcar Dog Park?*

*A1 As detailed in the report to Council, during the design process for the Elcar Park dog exercise area, the City engaged with other Local Governments to seek feedback on the main challenges they encountered with their dog parks. Feedback included anecdotal evidence that the provision of long-stay seating (for example formal benches and picnic settings) resulted in a greater lack of supervision by dog owners. This lack of supervision increased the risk of dog attacks and exacerbated damaging events such as digging and dog waste.*



The report also notes that although the design intent was for the creation of a walk-through space where owners stay close to their dog/s, consideration was given, in alignment with the City's *Age Friendly Plan*, for the provision of seating walls to provide temporary respite for users of the space but did not encourage longer term separation of pets and owners.

- Q2 *The City of Joondalup is part of an Age-Friendly Regional Partnership with the comparably sized Cities of Stirling and Wanneroo. When the Elcar Dog Park petition asked for overall accessibility to be reviewed in accordance with the Age-Friendly Plan and Disability Access and Inclusion Plan.*

*Can the City advise why the City did not examine the excellent facilities provided for dogs and humans by their age-friendly partners such as; covered areas for humans, tables, proper seating, play equipment and other activities for dogs?*

- A2 As detailed in the report to Council, and noted in A1 above, during the design process for the Elcar Park dog exercise area, the City engaged with other Local Governments to seek feedback on the main challenges they encountered with their dog parks inclusive of size, maintenance and accessibility.

The purpose of the provision of a fenced dog exercise area at Elcar Park was to provide a space for owners to participate in exercise with their animal/s and in this way, be able to keep close control of their dogs to reduce the risk of dog attacks and damaging events such as digging and dog waste.

- Q3 *Can the City please explain exactly where the large dog enclosure will extend to and its dimensions, if the Officer's Recommendation to extend the big dog park enclosure is adopted by Elected Members?*

- A3 Design works for the extension of the large dog area are scheduled for 2024-25 should Council approve the 2024-25 draft Capital Works Budget.

- Q4 *If the City of Joondalup ever considered extending the small dog enclosure, then could it please show the community what planning it came up with, to do that, even if that planning is now not part of the Officer's Recommendation?*

- A4 It is the City's view that the small dog exercise area is of adequate size, is fit for purpose and does not experience the same amount of wear as the large dog area. As such the small dog exercise area is not being considered for an extension.

- Q5 *Can the City advise why the Elcar Dog Park report is not recommending to extend the small dog enclosure, when the present site is truncated toward the large dog enclosure end, patrons are cut off from circular movement by a stand of trees?*

- A5 Refer A4 above.

**L Smith, Heathridge:**

*Re: Item 12.14 - Outcomes of Community Consultation - Urban Bike Trails Project - Proposed New Facilities.*

*Q1 In reference to the overwhelming concerns expressed in the report (attachment 12.14.1 pages 611-652 refers) of its specific location within the park and it's suitability. Can the City advise if public/ local residents/ ratepayers be involved in the specific location of the pump track within Lysander Park?*

*A1 The City does not propose to further engage with local residents on the location of the pump track within Lysander Park.*

The site selection, which is approximately in the centre of the park, takes into account the location of underground services and easements which also provides the greatest offset buffer to the surrounding residents. This location takes into account the protection of the structural root zones of the existing park trees.

*Q2 Can the City advise if Larkspur Park (within 400m of Lysander Park) be considered as an alternative location for the pump track in regards to extensive residents' comments in the Briefing Agenda Report?*

*A2 The allocated funding from the State Government is specific for the development of this facility at Lysander Park. As such Larkspur Park cannot be considered.*

**The following summarised questions were submitted verbally at the Briefing Session held on 11 June 2024:**

**M O'Byrne, Kinross:**

*Re: Item 12.15 - Petition in Relation to the Maintenance, Repair and Upgrade of Elcar Dog Park.*

*Q1 Can the City advise why the seating arrangements at Elcar Dog Park have not been updated in accordance with requirements of the disabled access and age-related ability plan?*

*A1 The Director Infrastructure Services responded that Elcar Dog Park is designed as a walk-through facility, with a responsibility on dog owners to ensure that their dogs are under effective control, irrespective of being in a fenced dog exercise area. The original design of the park took this into consideration based on feedback at the time.*

*Q2 Can the City advise how is it acceptable for City of Joondalup residents to be seated on limestone blocks that are unsealed, filled with dog urine, and with no facility to help the elderly with mobility and access?*

*A2 The Director Infrastructure Services responded that design decisions were informed by investigations the City Officers conducted at the time. Limestone blocks are used extensively throughout the City for seating arrangements around play spaces and in the dog facility, and this seating arrangement was deemed appropriate.*

**L Crawford, Duncraig:**

*Re: Item 12.7 - Draft Climate Change Plan 2024 – 2034.*

*Q1 In relation to the answer provided to a previously submitted written question, can the City clarify how the Western Power owned street lighting that the City would convert to LED (at 910 to 925 MHz) would be different to smart lighting (defined online as 900 MHz to 2.4 GHz)?*

*A1 The Director Governance and Strategy responded that the question will be taken on notice.*

**6 PUBLIC STATEMENT TIME**

**The following summarised statements were submitted verbally at the Briefing Session held 11 June 2024:**

**L Crawford, Duncraig:**

*Re: Item 12.7 - Draft Climate Change Plan 2024 – 2034.*

Ms Lynda Crawford requested reconsideration of plans to purchase Western Power streetlights and replace them with wireless LED streetlamps. Ms Crawford expressed the concern that wireless connections may be detrimental to health. Ms Crawford noted that LED lights use low level frequency like smart metering technology. Ms Crawford referred to an article in the *Ecologist*, by Lynne Wycherley, stating that such technologies omit as many as 14,000 short bursts of microwave radiation a day causing health symptoms from migraines to tinnitus, insomnia, dizziness, anxiety, chest pain, palpitations, and memory loss.

Ms Crawford described the rise of legal action and the issuing of liability against those imposing wireless technology taking place around the world. Ms Crawford urged the City to be cautious about taking over the Western Power lighting, as this may open the City up to future litigation. Ms Crawford emphasised the need for research into the hazards of new technologies and the importance of taking steps to reduce exposure to humans.

**7 APOLOGIES AND LEAVE OF ABSENCE****7.1 LEAVE OF ABSENCE PREVIOUSLY APPROVED**

Cr John Raftis	17 June to 25 June 2024 inclusive.
Cr Russ Fishwick	17 June to 28 June 2024 inclusive.
Cr Adrian Hill	28 June to 15 July 2024 inclusive.
Cr John Raftis	1 July to 5 July 2024 inclusive.
Cr Lewis Hutton	15 August to 25 August 2024 inclusive.
Mayor Albert Jacob, JP	12 September to 2 October 2024 inclusive.

## **8 CONFIRMATION OF MINUTES**

### **8.1 MINUTES OF THE ORDINARY COUNCIL MEETING HELD ON 28 MAY 2024**

#### **RECOMMENDATION**

**That the Minutes of the Council Meeting held on 28 May 2024 be CONFIRMED as a true and correct record.**

## **9 ANNOUNCEMENTS BY PRESIDING MEMBER WITHOUT DISCUSSION**

## **10 IDENTIFICATION OF MATTERS FOR WHICH THE MEETING MAY BE CLOSED TO THE PUBLIC**

## **11 PETITIONS**

### **11.1 PETITION IN RELATION TO HALTING ALL IMMINENT ROAD WORKS TO MERRIFIELD PLACE, MULLALOO**

A 30 signature petition has been received from residents of the City of Joondalup requesting that all imminent road works to Merrifield Place, Mullaloo be halted and that community consultation be undertaken in regards to pedestrian, fire and car safety.

#### **RECOMMENDATION**

**That the following petition be RECEIVED and REFERRED to the Chief Executive Officer for action:**

- 1 A 30 signature petition requesting that all imminent road works to Merrifield Place, Mullaloo be halted and that community consultation be undertaken in regards to pedestrian, fire and car safety.**

---

## 12 REPORTS

### 12.1 DEVELOPMENT AND SUBDIVISION APPLICATIONS - APRIL 2024 (WARD – ALL)

<b>WARD</b>	All
<b>RESPONSIBLE DIRECTOR</b>	Mr Chris Leigh Director Planning and Community Development
<b>FILE NUMBER</b>	07032, 101515
<b>AUTHORITY / DISCRETION</b>	Information – includes items provided to Council for information purposes only that do not require a decision of Council (that is for 'noting').

---

#### PURPOSE

For Council to note the number and nature of applications considered under delegated authority during April 2024.

#### EXECUTIVE SUMMARY

Schedule 2 (deemed provisions for local planning schemes) of the Planning and Development (Local Planning Schemes) Regulations 2015 (the Regulations) provide for Council to delegate powers under a local planning scheme to the Chief Executive Officer (CEO), who in turn has delegated them to employees of the City.

The purpose of delegating certain powers to the CEO and officers is to facilitate the timely processing of development and subdivision applications. The framework for the delegations of those powers is set out in resolutions by Council and is reviewed annually, or as required.

This report identifies the development applications determined by the administration under delegated authority powers during April 2024 (Attachment 1 refers), as well as the subdivision application referrals processed by the City during April 2024 (Attachment 2 refers).

#### BACKGROUND

Clause 82 of schedule 2 (deemed provisions for local planning schemes) of the Regulations enables Council to delegate powers under a local planning scheme to the CEO, and for the CEO to then delegate powers to individual employees. At its meeting held on 27 June 2023 (CJ096-06/23 refers), Council considered and adopted the most recent Town Planning Delegations.

## DETAILS

### Subdivision referrals

The number of subdivision and strata subdivision referrals processed under delegated authority during April 2024 is shown in the table below:

Type of subdivision referral	Number of referrals	Potential additional new lots
Subdivision applications	0	0
Strata subdivision applications	3	4
<b>TOTAL</b>	<b>3</b>	<b>4</b>

Of the subdivision referrals, two were to subdivide in housing opportunity areas, with the potential for three additional lots.

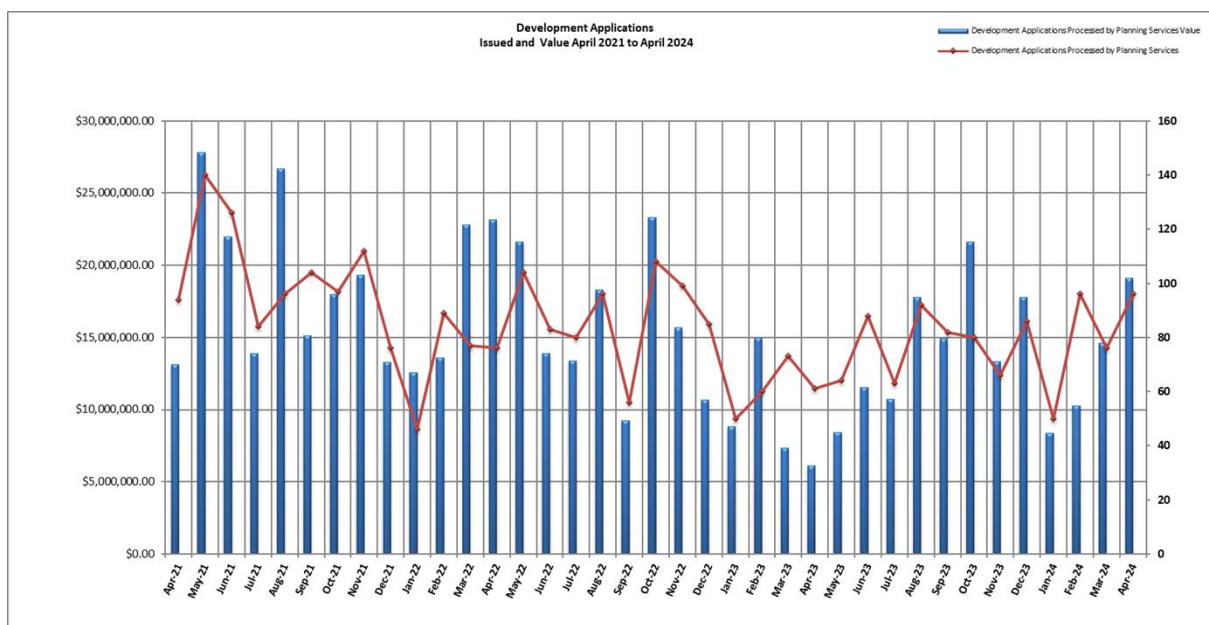
### Development applications

The number of development applications determined under delegated authority during April 2024 is shown in the table below:

	Number	Value (\$)
Development applications processed by Planning Services	96	\$19,121,473

Of the 96 development applications, 10 were for new dwelling developments in housing opportunity areas, proposing a total of 11 additional dwellings.

The total number and value of development applications determined between April 2021 and April 2024 is illustrated in the graph below:



The number of development applications received during April 2024 was 84.

The number of development applications current at the end of April was 235. Of these, seven were pending further information from applicants and eight were being advertised for public comment.

In addition to the above, 183 building permits were issued during the month of April with an estimated construction value of \$23,484,580.77.

### **Issues and options considered**

Not applicable.

### **Legislation / Strategic Community Plan / Policy implications**

**Legislation** *City of Joondalup Local Planning Scheme No. 3.  
Planning and Development (Local Planning Schemes) Regulations 2015.*

### **10-Year Strategic Community Plan**

**Key theme** 3. Place.

**Outcome** 3-2 Well-planned and adaptable - you enjoy well-designed, quality buildings and have access to diverse housing options in your neighbourhood.

**Policy** Not applicable.

Clause 82 of schedule 2 of the Regulations permits the local government to delegate to a committee or the local government CEO the exercise of any of the local government's powers or the discharge of any of the local government's duties. Development applications were determined in accordance with the delegations made under Clause 82 of schedule 2 of the Regulations.

All subdivision applications were assessed in accordance with relevant legislation and policies, and a recommendation made on the applications to Western Australian Planning Commission.

### **Risk management considerations**

The delegation process includes detailed practices on reporting, checking and cross checking, supported by peer review in an effort to ensure decisions taken are lawful, proper and consistent.

### **Financial / budget implications**

A total of 96 development applications were determined for the month of April with a total amount of \$65,121.90 in fees.

All amounts quoted in this report are exclusive of GST.

### **Regional significance**

Not applicable.

---

**Sustainability implications**

Not applicable.

**Consultation**

Consultation may be required by the provisions of the R-Codes, any relevant policy and/or LPS 3 and the Regulations.

**COMMENT**

Large local governments utilise levels of delegated authority as a basic business requirement in relation to town planning functions. The process allows for timeliness and consistency in decision-making for rudimentary development control matters. The process also allows the elected members to focus on strategic business direction for the Council, rather than day-to-day operational and statutory responsibilities.

All proposals determined under delegated authority are assessed, checked, reported on and cross checked in accordance with relevant standards and codes.

**VOTING REQUIREMENTS**

Simple Majority.

**RECOMMENDATION**

That Council **NOTES** the determination and recommendations made under delegated authority in relation to the:

- 1 development applications described in Attachment 1 to this Report during April 2024;**
- 2 subdivision applications described in Attachment 2 to this Report during April 2024.**

**ATTACHMENTS**

1. Development Applications Determined - April 2024 [**12.1.1** - 4 pages]
2. Subdivision Referrals - April 2024 [**12.1.2** - 1 page]



## 12.2 EXECUTION OF DOCUMENTS (WARD - ALL)

<b>WARD</b>	All
<b>RESPONSIBLE DIRECTOR</b>	Mr James Pearson Chief Executive Officer
<b>FILE NUMBER</b>	15876, 101515
<b>AUTHORITY / DISCRETION</b>	Information – includes items provided to Council for information purposes only that do not require a decision of Council (that is for 'noting').

### PURPOSE

For Council to note the documents executed by means of affixing the Common Seal for 20 April 2024 to 24 May 2024.

### EXECUTIVE SUMMARY

The City enters into various agreements by affixing the Common Seal. The *Local Government Act 1995* states that the City is a body corporate with perpetual succession and a Common Seal.

*It is therefore recommended that Council NOTES the Signing and Common Seal Register for 20 April 2024 to 24 May 2024 as detailed in Attachment 1 to this Report.*

### BACKGROUND

Documents that are to be executed by affixing the Common Seal or signed by the Mayor and the Chief Executive Officer are reported to Council for information on a regular basis. The last report to Council was made at its meeting held on 28 May 2024.

### DETAILS

From 20 April 2024 to 24 May 2024, one document was Executed by affixing the Common Seal. A summary is provided below:

Type	Number
Section 70A Notification	1

---

**Legislation / Strategic Community Plan / Policy implications**

**Legislation** *Local Government Act 1995.*

**10-Year Strategic Community Plan**

**Key theme** 5. Leadership.

**Outcome** 5-1 Capable and effective - you have an informed and capable Council backed by a highly-skilled workforce.

**Policy** Not applicable.

**Risk management considerations**

Using a common seal to execute documents provides for consistency and accuracy and helps to reduce errors to ensure the execution of documents is undertaken correctly for it to be valid, binding and enforceable.

Such documents also provide third parties with assurance, and ensures parties comply with and obey the requirements of all laws and relevant authorities. They can also indemnify the City against any action, demand, costs or liability rising from damages.

**Financial / budget implications**

This process is carried out using budgeted resources.

**Regional significance**

Effective and consistent approach to the execution of documents enhances the City's capability to deliver services to the district, and beyond, as required.

**Sustainability implications**

Effective and consistent approach to the execution of documents enhances the City's capability to operate sustainably particularly when third parties must ensure that the premises and/or properties are capable of being lawfully used for the permitted use including environmental matters such as contamination, waste and dangerous goods.

**Consultation**

Not applicable.

**COMMENT**

Not applicable.

**VOTING REQUIREMENTS**

Simple Majority.

**RECOMMENDATION**

**That Council NOTES the Signing and Common Seal Register for 20 April 2024 to 24 May 2024 as detailed in Attachment 1 to this Report.**

**ATTACHMENTS**

1. Signing and Sealing Register from 20 April 2024 to 24 May 2024 [**12.2.1** - 1 page]

**Disclosure of Interest affecting Impartiality**

<b>Name / Position</b>	<b>Cr Christine Hamilton-Prime, JP.</b>
<b>Meeting Type</b>	Ordinary Meeting of Council.
<b>Meeting Date</b>	25 June 2024.
<b>Item No. / Subject</b>	Item 12.3 - Outcomes of Community Consultation – Draft Expanding Horizons 2033 Economic Development Strategy.
<b>Nature of Interest</b>	Interest that may affect impartiality.
<b>Extent of Interest</b>	Cr Hamilton-Prime is employed as a Director in an aerospace company in the space sector.

## 12.3 OUTCOMES OF COMMUNITY CONSULTATION - DRAFT EXPANDING HORIZONS 2033 ECONOMIC DEVELOPMENT STRATEGY (WARD – ALL)

<b>WARD</b>	All
<b>RESPONSIBLE DIRECTOR</b>	Mr James Pearson Chief Executive Officer
<b>FILE NUMBER</b>	43458, 101515
<b>AUTHORITY DISCRETION</b>	Executive - The substantial direction setting and oversight role of Council, such as adopting plans and reports, accepting tenders, directing operations, setting and amending budgets.

**PURPOSE**

For Council to consider the outcomes of the community consultation and to endorse the final version of the *Expanding Horizon's 2033 Economic Development Strategy*.

**EXECUTIVE SUMMARY**

Following an extensive research and engagement process the draft Expanding Horizons 2033 Economic Development Strategy (the Strategy), was endorsed by Council for community consultation at its meeting held on 27 February 2024 (Item 12.2 refers).

The City has now completed the community consultation process of the Strategy. During this process the City received a total of 38 submissions from residents, businesses, and key stakeholders.

The following key themes emerged from the community feedback:

- Alignment with priorities: There was strong support for the priorities outlined in the draft Strategy.
- Innovation: Valuable feedback relating to the City's existing support and proposed actions to foster innovation and start-up businesses locally.
- Measures of success: Suggestions provided on how the City could monitor and measure the outputs of the Strategy's proposed activities.

In response to this community input, the City has adjusted the Strategy to ensure it reflects the community's needs and aspirations. Once endorsed by the Council, the new Strategy will serve as a relevant and valuable tool, guiding the City's approach to economic development to enable the City of Joondalup to reach the potential of our local and regional economy.

*It is therefore recommended that Council ENDORSES the Expanding Horizon's 2033 Economic Development as shown in Attachment 3 to this Report.*

## BACKGROUND

The current Expanding Horizon's Economic Development Strategy (published in 2014) has undergone regular reviews, the most recent in late 2022.

This review confirmed the continued relevance of Expanding Horizons and its thematic plans in the evolving economic landscape with a recommendation to update it into a modern context.

The new draft Strategy developed through 2023 with substantial consultation with Elected Members and stakeholders to shape the draft of Expanding Horizons 2033. The new draft Strategy was presented to Elected Members in December 2023 for additional feedback and in February 2024 seeking Council approval to engage the community and stakeholders for feedback.

The new draft strategy is aligned with the Joondalup *Strategic Community Plan 2022-2032* and outlines the following three key priorities:

- 1 Creating a high-performing City Centre and precincts.
- 2 Establishing a global-facing innovation ecosystem.
- 3 Empowering businesses and the community.

At its meeting held on 27 February 2024, Council approved the advertising of the draft Strategy for community consultation.

From Thursday 14 March 2024 to Friday 12 April 2024, the community was invited to share their thoughts on the draft Strategy.

## DETAILS

In the City's community consultation outcomes report (Attachment 1 refers), several recurring themes emerged.

First, there was strong support for the priorities outlined in the draft Strategy.

Second, there was positive feedback, with some suggestions for improvement, including an increased focus on local innovation and the need for the City to support start-up businesses.

Thirdly, stakeholders suggested alternative measures to help monitor the Strategy's impact and offered comments on the existing measures.

These themes have been included within the draft Strategy framework and the activities to leverage.

---

### Final Expanding Horizons (with track changes)

The draft strategy first presented to Council for community consultation included formatting and imagery is now presented in updated form following feedback from Elected Members and the community.

The version presented to the Council with tracked changes (Attachment 2 refers) is presented in word format, omitting the imagery from the draft presented in February. This allows the Council to endorse the document's content. This approach aligns with other strategies previously presented to the Council.

Following endorsement, the strategy will be updated by the City of Joondalup marketing and communications team with corporate formatting and new imagery obtained.

### **Legislation / Strategic Community Plan / Policy implications**

**Legislation** Not applicable.

#### **10-Year Strategic Community Plan**

**Key theme** 4. Economy.

**Outcome** 4-1 Prosperous and local - you feel supported to grow your business in the City.

4-2 Innovative and confident - you are attracted to the City's unique characteristics and potential and feel confident in investing.

4-3 Appealing and welcoming - you welcome residents, and local and international visitors to the City.

**Policy** Not applicable.

#### **Risk management considerations**

Not applicable.

#### **Financial / budget implications**

The existing Expanding Horizons Economic Development Strategy is delivered through the Corporate Business Plan. Funding for the delivery of these projects/activities from part of the annual budget preparation process which is approved annually by Council.

#### **Regional significance**

The economic development of Joondalup plays a pivotal role in the broader Perth region. As a City Centre, it serves as a hub for over 470,000 residents in the northern corridor.

Collaborating with neighbouring local governments, including the Cities of Stirling and Wanneroo, Joondalup actively engages in strategic partnerships.

The City of Wanneroo shares a commitment to industry development and job growth through initiatives like the Australian Autonomous Robotics Precinct. This technology and innovation collaboration strengthens economic prospects for both cities.

Additionally, Joondalup collaborates closely with Stirling and Wanneroo in destination marketing, particularly through the Sunset Coast Alliance with Destination Perth.

By promoting the collective appeal of the region, this collaborative approach strengthens the tourism sector and contributes to the overall economic vibrancy. In aligning economic goals across the region, Joondalup solidifies its prominent role in the regional economic landscape.

### **Sustainability implications**

A robust Strategy is essential for fostering prosperity. By promoting innovation, attracting investment, and creating job opportunities, this Strategy increases the community's resilience in the face of economic challenges.

By aligning economic development with environmental sustainability, residents and visitors to Joondalup can benefit from responsible urban planning, balancing economic vibrancy with ecological integrity to enhance the quality of life for residents and ensure long-term success.

### **Consultation**

In addition to the community consultation completed as part of this report, the City also conducted significant consultation to inform the development of the Expanding Horizon's 2033. This has included the following:

- 2022 Business Perceptions Survey (438 responses).
- Economic Development Strategy Consultation Workshops (four workshops with local businesses, developers, workers, residents and City employees).
- Consultation with around 300 students at the Year 9s Career Conference in August 2023.
- Regular presentations to Joondalup Joint Economic Development Initiative (JEDI) to seek support and feedback.
- Consultation with Elected Members in April, August and December 2023 (Strategy sessions and green paper).

The Community Consultation Outcomes Report is provided in Attachment 1 to this Report.

### **COMMENT**

The Strategy represents a concerted effort by the City to foster economic prosperity. Through a rigorous process, the City reviewed its previous strategy, engaged with stakeholders, and conducted extensive research. This groundwork has resulted in a detailed technical report that served as the foundation for the new strategy.

Early engagement with businesses and the community was pivotal. Workshops were held, and input was sought from experts, including the Joondalup Joint Economic Development Initiative (JEDI) and economic consultants.

Elected Members played a crucial role in shaping the strategy's key themes and priorities.

The draft strategy received valuable feedback during the public comment period, leading to refinements. Now, the proposed final strategy aims to guide the City in helping to create jobs, support businesses, and generate income for the community. By aligning economic development efforts with community needs, the City is poised to thrive in the years ahead.

## **VOTING REQUIREMENTS**

Simple Majority.

## **RECOMMENDATION**

**That Council ENDORSES the Expanding Horizon's 2033 Economic Development Strategy as shown in Attachment 3 to this Report.**

## **ATTACHMENTS**

1. Economic Development Strategy Community Consultation Outcomes Report (PDF) [12.3.1 - 49 pages]
2. Expanding Horizons (with track changes) [12.3.2 - 22 pages]
3. Expanding Horizons (final) [12.3.3 - 22 pages]



---

## 12.4 STATUS OF COUNCIL DECISIONS - APRIL 2024 (WARD - ALL)

<b>WARD</b>	All
<b>RESPONSIBLE DIRECTOR</b>	Mr Jamie Parry Director Governance and Strategy
<b>FILE NUMBER</b>	48638, 101515
<b>AUTHORITY / DISCRETION</b>	Information – includes items provided to Council for information purposes only that do not require a decision of Council (that is for 'noting').

---

### PURPOSE

To inform Council of the action taken in relation to Council decisions.

### EXECUTIVE SUMMARY

At its meeting held on 22 August 2023 (CJ169-08/23 refers), Council endorsed a monthly report to Council on all outstanding matters that direction has been given on, including an update on any legal action that may have a contingent liability and are unresolved.

*It is therefore recommended that Council NOTES the Status of Council Decisions Report for the month of April 2024, as provided in Attachment 1 to this Report.*

### BACKGROUND

At its meeting held on 22 August 2023 (CJ169-08/23), Council resolved as follows:

*"That Council REQUESTS the Chief Executive Officer to prepare a monthly report to Council, on all outstanding matters that direction has been given on, including an update on any legal action that may have a contingent liability and are unresolved."*

City Officers have interpreted this request to include a monthly report on all outstanding Council decisions and any action that has been taken in relation to them. Should additional information be required, for example historical decisions related to major projects that are still progressing, an assessment of resourcing will be required, to complete this information.

The content and format of a separate report in relation to outstanding legal matters, is currently being examined.

### DETAILS

The Status of Council Decisions report (Actions Register) is included as Attachment 1 to this Report.

The Status of Council Decisions report details all outstanding items where a decision has been made by Council and/or a Committee and a status update has been provided by relevant officers.

The Status of Council Decisions report is run through Doc Assembler, which went live on 1 July 2023. Any actions that were outstanding prior to 1 July 2023, have been added into the system manually (historical actions). It is to be noted that these items do not have a date displayed in the 'Meeting Date' column. Rather, it is included under the 'Action Required' heading. From 1 July 2023, all actions will appear in the Register in date order.

The Status of Council Decisions report also includes the completed items for the prior month.

### **Issues and options considered**

Council may choose to:

- accept the Status of Council Decisions report  
or
- not accept the Status of Council Decisions report.

### **Legislation / Strategic Community Plan / Policy implications**

**Legislation** Not applicable.

#### **10-Year Strategic Community Plan**

**Key theme** 5. Leadership.

**Outcome** 5-1 Capable and effective - you have an informed and capable Council backed by a highly-skilled workforce.  
5-3 Engaged and informed - you are able to actively engage with the City and have input into decision-making.

**Policy** Not applicable.

### **Risk management considerations**

In order to remain transparent and to facilitate timely and appropriate decision making, it is requested that action items be reviewed at each Council meeting.

### **Financial / budget implications**

Not applicable.

### **Regional significance**

Not applicable.

### **Sustainability implications**

Not applicable.

### **Consultation**

Not applicable.

**COMMENT**

The Status of Council Decisions report includes decisions made at a Council meeting and/or Committee meetings. Where a recommendation is made at a Committee meeting, and the decision subsequently made by Council, the Council decision will only be included in the Status of Council Decision report.

**VOTING REQUIREMENTS**

Simple Majority.

**RECOMMENDATION**

**That Council NOTES the Status of Council Decisions Report for the month of April 2024, as provided in Attachment 1 to this Report.**

**ATTACHMENTS**

1. Actions Register as at 27 May 2024 [**12.4.1** - 49 pages]

---

## 12.5 STATUS OF PETITIONS (WARD - ALL)

<b>WARD</b>	All
<b>RESPONSIBLE DIRECTOR</b>	Mr Jamie Parry Director Governance and Strategy
<b>FILE NUMBER</b>	05386, 101515
<b>AUTHORITY / DISCRETION</b>	Information – includes items provided to Council for information purposes only that do not require a decision of Council (that is for 'noting').

---

### PURPOSE

For Council to note the status of outstanding petitions.

### BACKGROUND

At its meeting held on 16 December 2008 (CJ261-12/08 refers), Council considered a report in relation to petitions. As part of that report, it was advised that quarterly reports would be presented to Council in the future.

### DETAILS

#### Issues and options considered

Attachment 1 provides a list of all outstanding petitions, which were received during the period 16 August 2016 to 28 May 2024, with a comment on the status of each petition.

#### Legislation / Strategic Community Plan / Policy implications

**Legislation** *City of Joondalup Meeting Procedures Local Law 2013.*

#### 10-Year Strategic Community Plan

**Key theme** 5. Leadership.

**Outcome** 5-3 Engaged and informed - you are able to actively engage with the City and have input into decision-making.

**Policy** Not applicable.

#### Risk management considerations

Not applicable.

#### Financial / budget implications

Individual requests made by the way of petitions may have financial implications.

**Regional significance**

Not applicable.

**Sustainability implications**

Not applicable.

**Consultation**

Not applicable.

**COMMENT**

The list of petitions is presented to Council for information, detailing the actions taken to date and the actions proposed to be undertaken for those petitions that remain outstanding.

**VOTING REQUIREMENTS**

Simple Majority.

**RECOMMENDATION**

That Council:

- 1 **NOTES the status of outstanding petitions submitted to Council during the period 16 August 2016 to 28 May 2024, forming Attachment 1 to this Report;**
- 2 **in relation to the petition requesting the City prepare options for the expansion and redevelopment of the Whitford Senior Citizens Club and the Whitford Library Facilities:**
  - 2.1 **NOTES that a report was presented to Council at its meeting held on 23 April 2024 (CJ094-04/24 refers) where Council resolved the following:**

*“That Council:*

    - 1 ***AGREES not to progress with a redevelopment of the Whitford Library or Whitford Senior Citizens’ Centre located on Banks Avenue, Hillarys at this time;***
    - 2 ***The Major Projects and Finance Committee to review the proposal in 2025-26.’”***

*”*
  - 2.2 **NOTES that a report will be prepared for the Major Projects and Finance Committee in 2025-26’.**

**ATTACHMENTS**

1. Status of Petitions - June 2024 [**12.5.1** - 10 pages]

## 12.6 ANNUAL REVIEW OF THE CORPORATE BUSINESS PLAN (WARD - ALL)

<b>WARD</b>	All
<b>RESPONSIBLE DIRECTOR</b>	Mr Jamie Parry Director Governance and Strategy
<b>FILE NUMBER</b>	52605, 101515
<b>AUTHORITY / DISCRETION</b>	Executive - The substantial direction setting and oversight role of Council, such as adopting plans and reports, accepting tenders, directing operations, setting and amending budgets.

### PURPOSE

For Council to adopt the Corporate Business Plan 2024–2028 as shown in Attachment 1 to this Report.

### EXECUTIVE SUMMARY

The *5-Year Corporate Business Plan* is the City's medium-term planning document which contains the services, programs, activities, projects and initiatives that have been developed in response to the vision, goals and outcomes of the 10-Year Strategic Community Plan, *Joondalup 2032*.

In accordance with the *Local Government (Administration) Regulations 1996*, the City is required to review the plan annually and submit it to Council for adoption by an absolute majority.

*It is therefore recommended that Council:*

- 1 ***BY AN ABSOLUTE MAJORITY ADOPT the Corporate Business Plan 2024–2028, provided as Attachment 1 to this Report, noting the following additions and updates will be made post-adoption:***
  - 1.1 *Addition of net service costs, depreciation and full-time equivalent (FTE) for 2024/25;*
  - 1.2 *Addition of capital works program expenditure and revenue for 2024/25;*
  - 1.3 *Addition of the operating budget for 2024/25;*
  - 1.4 *Updates to plans, services, programs, activities, projects and initiatives resulting from any decisions of Council at the 25 June 2024 Council meeting.*

---

## BACKGROUND

The development of a Corporate Business Plan is a requirement of all local governments in Western Australia under the *Local Government (Administration) Regulations 1996*. In accordance with the Regulations, a Corporate Business Plan must:

- set out priorities for dealing with the objectives and aspirations of the community
- cover a period of at least four years
- govern internal business planning
- reference resourcing plans/strategies (such as asset management, workforce planning, long-term financial planning)
- be reviewed every year.

The City's 5-Year Corporate Business Plan sits within an Integrated Planning and Reporting Framework which builds in informing, resourcing, planning and reporting requirements to ensure transparency and evidence of planned achievements.

Council adopted the City's first Corporate Business Plan in October 2012 (CJ210-10/12 refers) and has adopted the plan each year since. The most recent 5-Year Corporate Business Plan (2023–2027) was adopted by Council at the 27 June 2023 meeting (CJ093-06/23 refers).

Monitoring and reporting against the 5-Year Corporate Business Plan is undertaken through Corporate Business Plan Quarterly Reports, Quarterly Capital Works Progress Reports, Key Capital Works Projects Quarterly Status Reports, and the Annual Report. These reports are presented to Council and published on the City's website.

## DETAILS

The draft Corporate Business Plan 2024–2028 is the City's medium-term delivery plan that contains the services, programs, activities, projects and initiatives to be undertaken to "operationalise" the 10-Year Strategic Community Plan, *Joondalup 2032*.

To inform the development of the draft Corporate Business Plan 2024–2028, the annual review was informed by a program of comprehensive performance reporting through the following documents:

- Corporate Business Plan 2023–2027.
- Corporate Business Plan Quarterly Reports.
- Quarterly Capital Works Progress Reports.
- Key Capital Works Projects Quarterly Status Reports.
- Annual Report 2022/23.

In developing the draft Corporate Business Plan 2024–2028, feedback was sought from Elected Members in May 2024 as part of the annual budgeting process. The draft Corporate Business Plan 2024–2028 is provided at Attachment 1 to this Report and contains the following:

- Services delivered by the City, including service costs and related FTE (to be added following adoption of the 2024/25 Annual Budget).
- Details of existing City plans, strategies and frameworks.

- Capital Works Programs, including expenditure and revenue for 2024/25 (to be added following adoption of the 2024/25 Annual Budget).
- Ongoing Programs and Activities, including actions for 2024/25 and quarterly measures.
- Non-capital Projects and Initiatives, including quarterly milestones for delivery.
- Operating Budget for 2024/25 (to be added following adoption of the 2024/25 Annual Budget).

The draft plan also identifies a number of key priorities for 2024/25, including the following:

- Key capital works projects (21).
- Key non-capital projects and initiatives (17).

In contrast to previous 5-Year Corporate Business Plans, the draft Corporate Business Plan 2024–2028 does not include separate annual performance measures linked to the Global Reporting Initiative. In accordance with ongoing feedback from Elected Members, the City has determined that the Global Reporting Initiative no longer meets the City's reporting requirements. Notwithstanding, the new Ongoing Programs and Activities section of the plan (as noted above) includes quarterly measures which provide much more detailed reporting to Council and the community on a quarterly (rather than annual) basis. It should be noted that the majority of the annual performance measures listed in previous plans have been incorporated into these quarterly measures.

Further to this, the City will work with Elected Members to develop a new set of high-level annual performance measures aimed at measuring the success of the City's 10-Year Strategic Community Plan, *Joondalup 2032*. This has been identified as a project in the draft Corporate Business Plan 2024–2028, under Outcome 5-4, and elevated as a key priority for 2024/25.

### Issues and options considered

Council may choose to:

- adopt the Corporate Business Plan 2024–2028, as presented in Attachment 1 to this Report  
or
- adopt the Corporate Business Plan 2024–2028, as presented in Attachment 1 to this Report, subject to further amendments.

### Legislation / Strategic Community Plan / Policy implications

**Legislation**                      *Land Administration Act 1997.*  
    *Local Government (Administration) Regulations 1996.*

### 10-Year Strategic Community Plan

**Key theme**                      5. Leadership.

**Outcome**                      5-4 Responsible and financially sustainable - you are provided with a range of City services which are delivered in a financially responsible manner.

**Policy**                          Not applicable.



---

**Risk management considerations**

Under the *Local Government (Administration) Regulations 1996* it is a legislative requirement for the City to review its 5-Year Corporate Business Plan annually and submit modifications to Council for adoption by an absolute majority. A failure to achieve this in a timely manner could result in non-compliance.

**Financial / budget implications**

Many of the projects in the draft 5-Year Corporate Business Plan have regional significance and highlight the importance of regional planning and cooperation in managing and responding to future challenges within the north metropolitan region.

**Regional significance**

Not applicable.

**Sustainability implications**

The 5-Year Corporate Business Plan demonstrates the operational capacity of the City to achieve its vision and goals over the medium-term. Project planning and prioritisation within the plan is based on the City's ambition to deliver services sustainably and affordably.

**Consultation**

In accordance with the *Local Government (Administration) Regulations 1996*, community consultation is not required for the annual review of the 5-Year Corporate Business Plan.

**COMMENT**

The 5-Year Corporate Business Plan provides the community with a clear plan of the services, programs, activities, projects and initiatives the City intends to deliver over the next 5 years. The plan provides a mechanism for measuring performance over the medium-term, and details the key priorities for the first year of the plan.

The 5-Year Corporate Business Plan provides the operational detail to support the delivery of the 10-Year Strategic Community Plan, *Joondalup 2032*. The inclusion of specific actions and measures for ongoing programs and activities, as well as specific milestones for non-capital projects and initiatives, provides a high level of transparency as to how the City intends to report against the vision, goals and outcomes of *Joondalup 2032*.

The 5-Year Corporate Business Plan should be read and interpreted alongside the Annual Budget and the 5-Year Capital Works Program.

**VOTING REQUIREMENTS**

Absolute Majority.

---

## RECOMMENDATION

That Council:

- 1 **BY AN ABSOLUTE MAJORITY ADOPT the Corporate Business Plan 2024-2028, provided as Attachment 1 to this Report, noting the following additions and updates will be made post-adoption:**
  - 1.1 **Addition of net service costs, depreciation and full-time equivalent (FTE) for 2024/25;**
  - 1.2 **Addition of capital works program expenditure and revenue for 2024/25;**
  - 1.3 **Addition of the operating budget for 2024/25;**
  - 1.4 **Updates to plans, services, programs, activities, projects and initiatives resulting from any decisions of Council at the 25 June 2024 Council meeting.**

## ATTACHMENTS

1. Draft Corporate Business Plan 2024–2028 [**12.6.1** - 125 pages]

## 12.7 DRAFT CLIMATE CHANGE PLAN 2024 – 2034 (WARD – ALL)

<b>WARD</b>	All
<b>RESPONSIBLE DIRECTOR</b>	Mr Jamie Parry Director Governance and Strategy
<b>FILE NUMBER</b>	59091, 101515
<b>AUTHORITY / DISCRETION</b>	Executive - The substantial direction setting and oversight role of Council, such as adopting plans and reports, accepting tenders, directing operations, setting and amending budgets.

### PURPOSE

For Council to endorse the release of the draft Climate Change Plan 2024 – 2034 for community consultation.

### EXECUTIVE SUMMARY

The City of Joondalup is already experiencing the impacts of climate change, including heatwaves, high-risk bushfire weather, extreme rainfall events and rising sea levels. Climate change affects a number of areas that local government is responsible for including infrastructure, assets, health services, water management, emergency management, urban forest and the natural environment.

In 2090, it is expected that the City of Joondalup will be hotter and drier with less rainfall in winter and spring, however there is likely to be increased intensity of heavy rainfall events. There is likely to be more frequent hot days with the number of days over 35°C more than doubling as compared to 1981 - 2010.

Responding effectively to climate change involves preventing and reducing greenhouse gas emissions (mitigation) and adapting to climate change impacts as they occur (adaptation). The draft Climate Change Plan 2024 - 2034 will provide guidance to the City's climate change activities over the next ten years and builds upon the achievements from the *Climate Change Strategy 2014 - 2019*.

The draft Climate Change Plan 2024 - 2034 has the following dual purpose:

- Mitigation – to continue to prevent or reduce greenhouse gas emissions to minimise the severity of climate change.
- Adaptation – to implement strategies to ensure the City can adapt to current and future impacts of climate change.

To enable the City to monitor and measure its progress towards achieving the objectives of the Plan a number of emissions targets have been set which align with State government emissions targets. The Plan includes the following corporate targets:

- Reduce net greenhouse gas emissions by 80 per cent below 2021/22 emissions by 2030/31.
- Achieve net zero emissions by 2050.

*It is therefore recommended that Council:*

- 1 *ENDORSES the draft Climate Change Plan 2024 – 2034, provided as Attachment 1 to this Report, for community consultation for a period of 21 days;*
- 2 *NOTES the Climate Change Survey Community Consultation Outcomes Report, provided as Attachment 2 to this Report;*
- 3 *NOTES that the corporate emissions targets in the draft Climate Change Plan 2024 – 2034 align with the State government emissions targets;*
- 4 *NOTES that the annual process of purchasing carbon offsets for fleet vehicle emissions will be discontinued, with the budget used to conduct additional tree plantings within the City.*

## **BACKGROUND**

The City of Joondalup is situated within the South-West corner of Western Australia, a global biodiversity hotspot and an area particularly vulnerable to climate change. Expected climate change impacts within the region include (but are not limited to) the following:

- Coastal inundation and erosion as a result of sea level rise.
- Reduced water availability.
- Increased bushfire risk.
- Increased threats to habitats of flora and fauna.
- Increased damage to infrastructure.
- Health impacts particularly for those considered vulnerable.

The City has been undertaking significant actions to address climate change since 2000. The draft Climate Change Plan 2024 - 2034 builds upon the achievements from the *Climate Change Strategy 2014 – 2019* which was endorsed by Council in May 2014 (CJ067-05/14 refers).

The draft Climate Change Plan 2023 – 2033 was presented to Council in November 2023 seeking endorsement to conduct community consultation (CJ230-11/23 refers). At this meeting Council resolved that the draft Climate Change Plan 2023 – 2033 be referred back for further engagement with Elected Members on the proposed corporate emissions targets in the draft Plan. Further engagement with Elected Members was conducted in April 2024.

## **DETAILS**

The *Local Government Act 1995* (Section 3.1) states that the general function of a local government must be performed having regard to the need to plan for, and to plan for mitigating, risks associated with climate change and in making decisions, to consider potential long-term consequences and impacts on future generations.

The City's draft Climate Change Plan 2024 – 2034 provides direction for the City's climate change mitigation and adaptation activities over the next ten years. The integration of climate change mitigation and adaptation into the one Plan will create efficiencies and opportunities for the City's climate change management activities. The Plan will have both a corporate and community focus.

The Plan has the following dual purpose:

- Mitigation – to continue to prevent or reduce greenhouse gas emissions to minimise the severity of climate change.
- Adaptation – to implement strategies to ensure the City can adapt to current and future impacts of climate change.

The mitigation activities in the Plan will have a focus on avoiding and reducing emissions followed by replacing emissions through changes to technology and increasing renewable energy, in accordance with the Emissions Reduction Hierarchy.

To enable the City to monitor and measure its progress towards achieving the objectives of the Plan a number of corporate emissions targets have been set which align with State government emissions targets. In 2019, the State Government set an economy-wide target of net zero emissions by 2050 and committed to working with all sectors of the economy to achieve this goal. The State Government also set a target for reducing emissions from State Government operations of 80 per cent below 2020 levels by 2030.

The Plan includes the following corporate targets:

- Reduce net greenhouse gas emissions by 80 per cent below 2021/22 emissions by 2030/31.
- Achieve net zero emissions by 2050.

The Plan also includes a community mitigation target to implement a minimum of two community mitigation initiatives per year.

The Plan covers five key focus areas including:

- infrastructure and assets
- public open space
- natural environment
- corporate responsibility and good governance
- community wellbeing.

The Plan includes the following overarching mitigation objectives to guide implementation of the Plan as follows:

- Reduce carbon emissions.
- Increase renewable energy.
- Environmentally sustainable design.
- Minimise waste.
- Increase resource recovery.
- Sustainable living education.
- Collaboration and advocacy.

The Plan also includes the following overarching adaptation objectives to guide implementation of the Plan as follows:

- Protect and enhance biodiversity.
- Increase canopy cover.
- Coastal hazard adaptation.

- Support community adaptation.
- Encourage sustainable behaviour change.
- Waterwise community.
- Build resilience.

In developing the Plan the City conducted a review of its energy use and emissions profile, assessed the risks posed to the City from climate change and developed climate change projects for each of the key focus areas. The majority of the City's emissions come from electricity in buildings followed by Western Power owned street lighting which are key focus areas for actions in the Plan.

Following further engagement with Elected Members in April 2024 the following amendments have been made to the draft Climate Change Plan 2024 – 2034:

- Addition of the word 'net' in the corporate target to 'reduce net greenhouse gas emissions by 80 per cent below 2021/22 emissions by 2030/31'.
- Removed annual performance measure regarding 'amount of carbon offsets purchased to offset 100% of City's fleet emissions'.
- Removed deliverable to 'continue offsetting 100% of emissions related to the City's vehicle fleet annually'.

In lieu of purchasing carbon offsets for vehicle fleet emissions the City will undertake additional tree plantings to reduce the urban heat island effect and increase canopy cover and biodiversity within the City.

### Issues and options considered

Council may choose to:

- endorse the draft Climate Change Plan 2024 – 2034 as presented in Attachment 1 to this Report, for community consultation. This is the recommended option  
or
- endorse the draft Climate Change Plan 2024 – 2034, subject to amendments, for community consultation.

### Legislation / Strategic Community Plan / Policy implications

**Legislation**                      *Climate Change Act 2022 (Cwlth).*  
   *Local Government Act 1995.*

### 10-Year Strategic Community Plan

**Key theme**                      2. Environment.

**Outcome**                      2-1 Managed and protected - you value and enjoy the biodiversity in local bushland, wetland and coastal areas.  
   2-2 Clean and sustainable - you are supported to minimise waste and live sustainably in a clean environment.  
   2-3 Responsible and efficient - you benefit from a responsible and efficient use of natural resources.  
   2-4 Resilient and prepared - you understand and are prepared for the impacts of climate change and natural disasters.

**Policy**

*Sustainability Council Policy.  
Western Australian Climate Policy.*

**Risk management considerations**

The impacts of climate change pose a risk to the City's infrastructure, operations, services, environment and community. Failure to take adequate steps to adapt to the impacts of climate change will mean that risks to the City's infrastructure, operations, services, environment and community will be increased.

In developing the draft Climate Change Plan 2024 - 2034, a risk assessment process was undertaken to identify risks to the City as a result of climate change. The draft Plan provides a platform for the City to anticipate and take steps to address the likely impacts of climate change in accordance with the City's Risk Management Framework.

**Financial / budget implications**

Implementation of the City's draft Plan will have significant financial implications for the City. Funds to implement projects within the document will be subject to the City's annual budget approval process. Projects identified as existing within the draft Plan are approved within existing service levels and have budgets allocated within existing operating or capital works budgets.

The total estimated costs for new and existing projects over the life of the plan is \$25.43 million, which is the equivalent of \$2.3 million annually, this includes \$7.4 million allocated to the Leafy City Program and Winter Tree Planting Program. The total estimated budget required for new projects over the life of the plan is \$16.27 million, which is the equivalent of \$1.47 million annually.

The new costs relate to the proposed implementation of the following:

- Upgrading Western Power owned street lighting to LED (\$10.6 million and saves 3,191 tonnes of CO<sub>2</sub> equivalent annually).
- Upgrading City owned street lighting (\$2 million and saves 97 tonnes of CO<sub>2</sub> equivalent annually).
- Purchasing renewable energy through the Power Purchase Agreement for the City's contestable electricity supply (\$3.3 million and saves 4,500 tonnes of CO<sub>2</sub> equivalent annually).

Estimated savings for corporate emissions from proposed projects are 9,187 tonnes CO<sub>2</sub> equivalent annually which is approximately 69% of corporate emissions. However, the scope of some projects is still to be confirmed and not all costs or emissions savings have been able to be quantified.

The upgrade of Western Power owned street lighting to LED would be subject to adoption of a Business Case by Council and is estimated to cost just over \$10 million of one-off costs, however the annual savings would be significant, and the projected payback period is estimated at 8 years. After 25 years there would be an estimated overall benefit compared to the status quo of \$39 million. At present, Western Power own 14,719 streetlights in the City and they have responsibility for maintenance and replacement. The City pays Western Power \$3.3 million per year for this service. Most of the existing Western Power owned streetlights are non-LED and inefficient.

It is anticipated that the costs associated with projects in the draft Plan such as the purchase of renewable energy will be offset by savings made in other projects under the draft Plan such as the Western Power streetlighting project, which will have significant long term savings for the City.

There are a number of State and Federal grants available which could provide funds for some of the proposed projects. The City will also investigate the establishment of special reserves or revolving funds where savings could be re-invested into climate related projects.

### **Regional significance**

Climate change is a global, national and local issue with some changes now considered inevitable and irreversible. Australia is a notable hotspot, with temperatures and sea levels rising faster than the global average. Climate change poses a serious risk to Western Australia under all emissions scenarios and requires every sector of society to adapt.

### **Sustainability implications**

#### Environmental

Climate change will have significant impacts on the City's natural environment from higher temperatures, hotter and more frequent hot days, less rainfall in winter and spring, increased intensity of heavy rainfall events, increased drought duration, increased evaporation rates, reduced soil moisture and runoff, harsher fire weather and higher sea levels.

#### Social

Perth's climate is expected to become harsher under all future emission scenarios. As Perth's population density continues to rise, state and local governments, industry and the wider community face greater climate risks. People living in larger cities can be more susceptible to the effects of climate change, particularly from heatwaves which can be amplified by the prevalence of concrete, dark-coloured roofs and a lack of shade and green space.

#### Economic

Early investment in preparation and adaptation planning will help the City avoid or minimise climate change impacts and reduce the costs of adaptation and impacts when they occur. Reduction of greenhouse gas emissions through increasing energy efficiency in buildings, street lighting and vehicle fleet may lead to financial savings for the City in the future.

### **Consultation**

The community was invited to participate in a climate change survey conducted in June and July 2021. The City collected a total of 1,267 valid responses which were used to inform the development of the draft Plan. A total of 49% of respondents stated that climate change is extremely important to them and 66% supported an ambitious emissions reduction target, as shown in Attachment 2.

The City's Strategic Community Reference Group met in August 2021 to consider the strategic approach to climate change and identify opportunities to inform the development of the draft Plan. Most participants supported the City setting an ambitious emissions reduction target and were supportive of the City demonstrating leadership and action in climate change mitigation and adaptation.



The draft Climate Change Plan 2023 – 2033 was presented to a Strategy session in September 2023 and Elected Members were requested to consider and provide feedback on the draft Plan's purpose, objectives, emission targets and projects. The draft Climate Change Plan 2024 – 2034 was also presented to a Strategy session in April 2024 for further engagement with Elected Members on the proposed corporate emission targets in the draft Plan.

It is intended that the draft Plan will be released for community consultation commencing in July 2024. Key stakeholders will be contacted directly and invited to participate in consultation on the draft Plan including Friends Groups and Residents Associations. The City will also advertise the consultation to the wider community via a range of communication methods. The City will also seek comment from the Western Australian Local Government Association and relevant state government agencies.

## **COMMENT**

The draft Climate Change Plan 2024 – 2034 provides guidance to the City to undertake climate change adaptation and mitigation activities to reduce greenhouse gas emissions and enhance the resilience of our vulnerable assets, communities, ecosystems and infrastructure. The development of the draft Climate Change Plan 2024 – 2034 demonstrates the City's commitment to further progressing its climate change adaptation and mitigation activities and alignment with State government emissions targets.

Following the community consultation period, and required amendments, it is intended that a final draft Plan will be presented to Council for adoption. Further to this, it should be noted that the Plan will be subject to formal design and branding prior to publishing.

## **VOTING REQUIREMENTS**

Simple Majority.

## **RECOMMENDATION**

**That Council:**

- 1      ENDORSES the draft Climate Change Plan 2024 – 2034, provided as Attachment 1 to this Report, for community consultation for a period of 21 days;**
- 2      NOTES the Climate Change Survey Community Consultation Outcomes Report, provided as Attachment 2 to this Report;**
- 3      NOTES that the corporate emissions targets in the draft Climate Change Plan 2024 – 2034 align with the State government emissions targets;**
- 4      NOTES that the annual process of purchasing carbon offsets for fleet vehicle emissions will be discontinued, with the budget used to conduct additional tree plantings within the City.**

## **ATTACHMENTS**

1. Draft Climate Change Plan 2024 - 2034 [**12.7.1** - 74 pages]
2. Climate Change Survey Community Consultation Outcomes Report [**12.7.2** - 32 pages]

## 12.8 ORGANISATIONAL REVIEW OF THE CITY OF JOONDALUP (WARD - ALL)

---

<b>WARD</b>	All
<b>RESPONSIBLE DIRECTOR</b>	Mr Jamie Parry Director Governance and Strategy
<b>FILE NUMBER</b>	111155, 101515
<b>AUTHORITY / DISCRETION</b>	Executive - The substantial direction setting and oversight role of Council, such as adopting plans and reports, accepting tenders, directing operations, setting and amending budgets.

---

### PURPOSE

For Council to consider options on conducting an organisational review, by an independent professional body, of the internal structures and efficiency of operations within the City of Joondalup administration, in accordance with Council's direction of 22 August 2023.

### EXECUTIVE SUMMARY

At the Council meeting held on 22 August 2023 a Notice of Motion was submitted, whereby the Council resolved (CJ170-08/23 refers) as follows:

*That Council REQUESTS the Chief Executive Officer to engage an independent professional body to review the internal structures and efficiency of operations within the City's administration.*

At the 28 November 2023 meeting of the Council (resolution CJ231-11/23 refers), when considering the *Corporate Business Plan 2023-2027 Quarter 1 Report*, it was resolved in part that the Council:

- 11 *APPROVES the addition of and milestones for the organisation review/administration efficiency assessment as a new non-capital works project/initiative in the Corporate Business Plan 2023–2027.*

The Corporate Business Plan report details the proposed milestones for the project including endorsement of the approach to appoint an external consultant to develop a Request for Tender document to undertake the organisational review/administrative efficiency assessment.

A Request for Quotation process was undertaken in Q2 of 2023/24 with three submissions received.

A report was submitted to the Council meeting held on 27 February 2024 in response to the Notice of Motion (and aligned to the Council direction of 28 November 2023), requesting consideration be given to the appointment of an independent consultancy to prepare a Request for Tender to advertise and appoint an independent professional body, in accordance with Council's direction to undertake a review of the City of Joondalup administration's organisational structure; and efficiency of its operations. The Council resolved as follows (CJ033-02/24 refers):

*MOVED Cr Kingston, SECONDED Cr Jones that Item 12.12 - Request for Quotation to Appoint a Consultant for an Organisational Review of the City of Joondalup (Ward - All), BE REFERRED BACK to the Chief Executive Officer to provide further options to Council on conducting an organisational review, including external scoping, as per clause 10.1(c) of the City of Joondalup Meeting Procedures Local Law 2013.*

This report details options for Council to consider in conducting the organisational review; and presents the proposed scope of works related to the project.

*It is therefore recommended that Council:*

- 1 ENDORSE undertaking a Request for Quotation to appoint a consultant to develop a Request for Tender document to undertake a City of Joondalup organisational review/administrative efficiency assessment;*
- 2 ENDORSE the Request for Quotation document and scope of works as detailed in Attachment 2 to this Report.*

## **BACKGROUND**

At the Council meeting held on 22 August 2023 a Notice of Motion was submitted, whereby the Council resolved (CJ170-08/23 refers) as follows:

*That Council REQUESTS the Chief Executive Officer to engage an independent professional body to review the internal structures and efficiency of operations within the City's administration.*

The reason given for the motion (from the submitting elected member) was as follows:

- "Over the last 8 years we have not had such a review and I have requested same as I believe it is essential that every 3-4 years an external body gives an objective assessment of the necessary resources and current functioning of the administration is undertaken.*
- Such assessments are commonplace in organisations as it is often difficult for people within the organisation to be objective.*
- The funds expended on such reviews are often more than covered by the efficiency gains obtained.*
- True transparency and accountability is what rate payers appreciate."*

Council endorsed the addition of the Organisational Review project being included in the 2023-2027 Corporate Business Plan at the November Council meeting (CJ231-11/23 refers). The project progressed in accordance with the milestones agreed to by the Council.

## **DETAILS**

At the Council meeting held on 22 August 2023 a Notice of Motion was submitted, whereby the Council resolved (CJ170-08/23 refers) as follows:

*That Council REQUESTS the Chief Executive Officer to engage an independent professional body to review the internal structures and efficiency of operations within the City's administration.*

The Officer Comment accompanying the Notice of Motion (August 2023) provided a brief overview of how the City of Joondalup organisation is structured to ensure compliance with service provision and legislation, and how service delivery is determined and driven by Council, through the adoption of the Corporate Business Plan which supports delivery of the Strategic Community Plan. The comments also provided that the performance and capacity of the organisation to deliver the compliance regime and meet community expectations is frequently reviewed by several programs and activities, many of which have oversight by external bodies, this includes amongst others the following:

- Australian Business Excellence Framework, Continuous improvement program.
- Local Government Performance Excellence Program.
- ISO 9001:2015 Quality Management System.
- External Audit Program.
- Customer Satisfaction Survey.
- Business Unit Functional Reviews.
- Annual performance measures.
- Annual Budget process.

It is acknowledged that there are many benefits to undertaking an organisational review and these might include, but not be limited to the following:

- Identification of areas of improved performance, efficiencies and effectiveness.
- Identification of new value-creating opportunities.
- Clarity regarding the key drivers to meet strategic objectives and ensuring the organisation's structure is aligned to the strategy.
- Improved financial and sustainability outcomes.
- Improved understanding by employees of the City's overall strategy and of the role that each individual can play in supporting that strategy, and improved staff engagement and alignment with business objectives.

For Council to consider options on conducting an organisational review, by an independent professional body, of the internal structures and efficiency of operations within the City of Joondalup administration, in accordance with Council's direction of 22 August 2023, requires a number of considerations, including:

### **Impartiality and Independence**

In order to develop the Request for Tender documentation a scope of works needs to be developed. Creation of a scope of works requires someone to facilitate and liaise with both the executive and elected members through a series of workshops to develop and refine the scope of works, to a state that meets the Council's objectives whilst also meeting compliance, governance and legal obligations.

It is considered important that persons involved in the facilitation of this work have no prior relationship or business dealings with the organisation. This minimises the chance of bias towards the organisation. It is also important to note that this approach would meet the intent of the Notice of Motion (August 2023) where it was provided that *"such assessments are commonplace in organisations as it is often difficult for people within the organisation to be objective."*

In order to retain a high degree of separation/impartiality from the process, it is therefore considered that only someone external and independent to the organisation can undertake such a task to avoid any risk of there being a real or perceived conflict of interest or bias and offer a neutral viewpoint.

### **Professional Knowledge and Capability**

Undertaking an organisational review of a large and multi-faceted organisation like the City of Joondalup is a significant and complex undertaking that requires a comprehensive scope of works to meet requirements.

The Request for Tender scope of works has not been defined by the Council and therefore requires agreement of the intent and anticipated outcomes of the review through development of a scope of works in consultation with the executive and elected members, with final endorsement by the Council.

It is important that any reviewer have relevant experience, knowledge and qualifications in the area of organisational review/design of large complex organisations. This ensures they can objectively assess the organisation whilst leveraging best practices from various sectors to recommend a suitable Request for Tender scope of works.

The City's administration does not possess the anticipated requisite expertise in holistic organisational design to prepare a scope of works for the Request for Tender. The City administration's expertise is limited to facilitating specific service reviews rather than organisational design on a broad scale.

It is considered that professional guidance from consultancies which have significant experience and knowledge of organisational reviews would provide benefit to the City in the design and evaluation of the Request for Tender submissions, otherwise there is a high risk that the organisational review will not meet expectations, or could result in significant cost variations if out of scope matters not identified in the Request for Tender are requested to be examined by the Council.

### **Project Support**

Following the appointment of an external independent consultant to undertake the organisational review, significant City resources will be required to be allocated to the project.

A project team led by the independent consultant will likely require at least one full-time senior employee or member of the management team, plus potentially one or more supporting analysts/modellers depending on the scale and complexity of the review. The allocated senior City representative would need to have a good understanding of the City's operational and financial areas; providing guidance to the consultant during the project, and also resolving any internal roadblocks to the analysis. Each Business Unit would also be required to allocate resources to assist the independent consultant, and that level of resourcing is unknown at this time.

It is anticipated that the outcome of the Request for Tender would identify the necessary resources required which would be an additional cost to the City, either financially or in human resources; which may have an impact on prioritisation of other Corporate Business Plan projects (to be identified at a later stage).

---

## Scope of Works

The Notice of Motion provided little with regard a scope of works and therefore it is necessary for the Council to provide further input into the organisational review requirements.

The proposed scope of the project to develop a Request for Tender requires a high level of expertise in several areas including the following:

- Organisational design (and systems-based design models), which focus on understanding alignment of the shape and structure of an organisation with its strategy.
- Organisational review, which requires an understanding of the organisation and its context to decide what does and doesn't work.
- Project management and procurement skills to develop an appropriate Request for Tender document (with support from the City).
- Analytical skills to evaluate Request for Tender respondents and their ability to undertake the work requirements to the level required of the Council.
- Facilitation skills which focus on guiding discussions, workshops, and meetings to gather diverse perspectives and ensure active participation for all relevant parties.
- Consulting skills which require the ability to act as an advisor, providing constructive feedback.

A draft scope of works to appoint an independent consultant to develop the tender documentation is provided as Attachment 2 to this Report.

## Issues and options considered

The City does not have the internal resources or expertise to fulfill the requirements of the organisational review in development of a Request for Tender and as such requires an appropriate external service provider. An option to undertake this role internally using existing resources has therefore not been proposed. Further, it is considered important that the City's administration retain a high degree of separation and impartiality in the process.

It is therefore considered that the following options are available to the Council:

### Option 1

Endorse undertaking a Request for Quotation to appoint an independent consultant to develop a Request for Tender document to undertake a City of Joondalup organisational review/administrative efficiency assessment, in consultation with the executive and elected members.

This would be similar to the process undertaken in Q2 of 2023/24 and reported to Council in February 2024.

Option 1 is the preferred option for the reasons provided in the report.

### Option 2

Endorse engaging a human resource for a fixed term contract to assist the City develop a Request for Tender document to undertake a City of Joondalup organisational review/administrative efficiency assessment, in consultation with the executive and elected members; and manage the liaison between the successful consultancy and the business.

As detailed within the report there is a concern that the City would be unable to appoint (internally) a suitably qualified resource to undertake the work; or a person willing to assume the role.

It is intended that the project will be staged with Council required to make decisions at key points on whether to continue to progress with the project. As each decision point is likely to be informed by outcomes of each preceding stage there would be a level of uncertainty provided for in understanding (by both the City and a potential resource) the time period for a fixed term contract.

This option is not preferred given the Council may determine following presentation of the tender submissions, and during the term of the fixed-term contract, not to progress with the organisational review due to costs or other factors. In other words, there may be a low level of confidence to applicants that the term of employment would be fulfilled.

### Option 3

Not progress with the organisational review and as an alternative examine other continuous improvement mechanisms already in place (as detailed within the report) or to be identified/explored by the Council for review in order to achieve the objectives of the Council direction of August 2023.

This option has not been explored further given the Council's endorsement of the project at its August 2023 and November 2023 meetings.

## **Legislation / Strategic Community Plan / Policy implications**

**Legislation**                      *Local Government (Functions and General) Regulations 1996.*

### **10-Year Strategic Community Plan**

**Key theme**                      5. Leadership.

**Outcome**                      5-1 Capable and effective - you have an informed and capable Council backed by a highly-skilled workforce.

**Policy**                              *Purchasing Council Policy.*

### **Risk management considerations**

Not applicable.

### **Financial / budget implications**

\$60,000 has been included in the 2024/25 budget for this activity (Request for Quotation process only). The costs associated with undertaking the organisational review (by an independent professional body) and the human resources required of the City to dedicate to this project are proposed to be estimated by the consultant preparing the quotation and more specifically defined following receipt of tender submissions.

All amounts quoted in this report are exclusive of GST.

**Regional significance**

Not applicable.

**Sustainability implications**

Not applicable.

**Consultation**

Not applicable.

**COMMENT**

It is considered that in order to progress the requirements of an organisational review the City proposes that it prepare a Request for Tender to advertise and appoint an independent consultancy, in accordance with Council's direction to undertake a review of the City of Joondalup administration's organisational structure and efficiency of its operations; within the context of the administration's role, which is:

- to advise Council members on matters under discussion
- administer the day-to-day operations of the local government
- carry out the policies of Council and implement its decisions.

Due to the work and skillset required to prepare the required Request for Tender documentation and in order to retain a high degree of separation and impartiality from the process, it is considered appropriate to engage the services of an independent consultancy to prepare Request for Tender documentation, in consultation with the executive and elected members, to appoint an independent consultancy to undertake the organisational structure and efficiency review, subject of the Council's direction.

**VOTING REQUIREMENTS**

Simple Majority.

**RECOMMENDATION**

**That Council:**

- 1 ENDORSE undertaking a Request for Quotation to appoint a consultant to develop a Request for Tender document to undertake a City of Joondalup organisational review/administrative efficiency assessment;**
- 2 ENDORSE the Request for Quotation document and scope of works as detailed in Attachment 2 to this Report.**

**ATTACHMENTS**

1. Council Minute - Notice of Motion - 23 August 2023 [**12.8.1** - 3 pages]
2. RFQ Document - Preparation of a Request for Tender to Appoint a Consultant for an Organisational Review of the City of Joondalup [**12.8.2** - 12 pages]



**Disclosure of Interest affecting Impartiality**

<b>Name / Position</b>	<b>Mayor Hon. Albert Jacob, JP.</b>
<b>Meeting Type</b>	Ordinary Meeting of Council.
<b>Meeting Date</b>	25 June 2024.
<b>Item No. / Subject</b>	Item 12.9 – List of Payments made during the month of April 2024.
<b>Nature of Interest</b>	Interest that may affect impartiality.
<b>Extent of Interest</b>	Mayor Jacob does part time work for Thomson Geer. Mayor Jacob does not work on City of Joondalup matters there.

**12.9 LIST OF PAYMENTS MADE DURING THE MONTH OF APRIL 2024  
(WARD - ALL)**

<b>WARD</b>	All
<b>RESPONSIBLE DIRECTOR</b>	Mr Mat Humfrey Director of Corporate Services
<b>FILE NUMBER</b>	09882, 101515
<b>AUTHORITY / DISCRETION</b>	Information – includes items provided to Council for information purposes only that do not require a decision of Council (that is for 'noting').

**PURPOSE**

For Council to note the list of accounts paid under the Chief Executive Officer's delegated authority during the month of April 2024.

**EXECUTIVE SUMMARY**

This report shows the list of payments made under delegated authority during April 2024 totaling \$19,581,207.27.

*It is therefore recommended that Council NOTES the Chief Executive Officer's list of accounts for April 2024 paid under delegated authority in accordance with Regulation 13(1) of the Local Government (Financial Management) Regulations 1996 forming Attachments 1, 2 and 3 to this Report, totaling \$19,581,207.27.*

**BACKGROUND**

Council has delegated, to the Chief Executive Officer, the exercise of its power to make payments from the City's Municipal and Trust funds. In accordance with Regulation 13 of the *Local Government (Financial Management) Regulations 1996* a list of accounts paid by the Chief Executive Officer is to be provided to Council, where such delegation is made.

## DETAILS

The table below summarises the payments drawn on the funds during the month of April 2024. Lists detailing the payments made are appended as Attachments 1 and 2 to this Report.

The vouchers for the month are appended as Attachment 3 to this Report.

FUNDS	DETAILS	AMOUNT
Municipal Account	Municipal Cheques & EFT Payments 113141 - 113161 & EF119188 – EF119189 & Ef119192 - EF119932	\$11,757,991.11
	Net of cancelled payments	\$7,820,397.36
	Vouchers 3747A - 3762A	
	Bond Refund Cheques & EFT Payments EF119186 – EF119187 & EF119190 - EF119191 Net of cancelled payments.	\$2,818.80
<b>Total</b>		<b>\$19,581,207.27</b>

### Issues and options considered

There are two options in relation to the list of payments.

#### Option 1

That Council declines to note the list of payments paid under delegated authority. The list is required to be reported to Council in accordance with Regulation 13(1) of the *Local Government (Financial Management) Regulations 1996*, and the payments listed have already been paid under the delegated authority. This option is not recommended.

#### Option 2

That Council notes the list of payments paid under delegated authority. This option is recommended.

### Legislation / Strategic Community Plan / Policy implications

#### Legislation

*Local Government (Financial Management) Regulations 1996.*

The Council has delegated to the Chief Executive Officer the exercise of its authority to make payments from the Municipal and Trust Funds, therefore in accordance with Regulation 13(1) of the *Local Government (Financial Management) Regulations 1996*, a list of accounts paid by the Chief Executive Officer is prepared each month showing each account paid since the last list was prepared.

### 10-Year Strategic Community Plan

#### Key theme

5. Leadership.

#### Outcome

5-4 Responsible and financially sustainable - you are provided with a range of City services which are delivered in a financially responsible manner.

**Policy** Not applicable.

**Financial / budget implications**

All expenditure from the Municipal Fund was included in the Annual Budget as adopted or revised by Council.

**Regional significance**

Not applicable.

**Sustainability implications**

Expenditure has been incurred in accordance with budget parameters, which have been structured on financial viability and sustainability principles.

**Consultation**

Changes in the treatment of bonds received and repaid, from being held in the Trust Fund to now being reflected in the Municipal Fund, have arisen from a directive by the Office of the Auditor General.

**COMMENT**

All Municipal Fund expenditure included in the list of payments is incurred in accordance with the City of Joondalup *2023-24 Revised Budget* as adopted by Council at its meeting held on 27 February 2024 (CJ024-02/24 refers) or has been authorized in advance by the Mayor or by resolution of Council as applicable.

**VOTING REQUIREMENTS**

Simple Majority.

**RECOMMENDATION**

**That Council NOTES the Chief Executive Officer's list of accounts for April 2024 paid under Delegated Authority in accordance with Regulation 13(1) of the *Local Government (Financial Management) Regulations 1996* forming Attachments 1, 2 and 3 to this Report, totaling \$19,581,207.27.**

**ATTACHMENTS**

1. Chief Executive Officers Delegated Municipal Payment List for the month of April 2024 [12.9.1 - 76 pages]
2. Chief Executive Officers Delegated Municipal Payment List (Bond Refunds) for the month April 2024 [12.9.2 - 2 pages]
3. Municipal Vouchers for the month of April 2024 [12.9.3 - 1 page]

---

## 12.10 FINANCIAL ACTIVITY STATEMENT FOR APRIL 2024 (WARD - ALL)

<b>WARD</b>	All
<b>RESPONSIBLE DIRECTOR</b>	Mr Mat Humfrey Director Corporate Services
<b>FILE NUMBER</b>	07882, 101515
<b>AUTHORITY / DISCRETION</b>	Information – includes items provided to Council for information purposes only that do not require a decision of Council (that is for 'noting').

---

### PURPOSE

For Council to note the Financial Activity Statement for the period ended 30 April 2024.

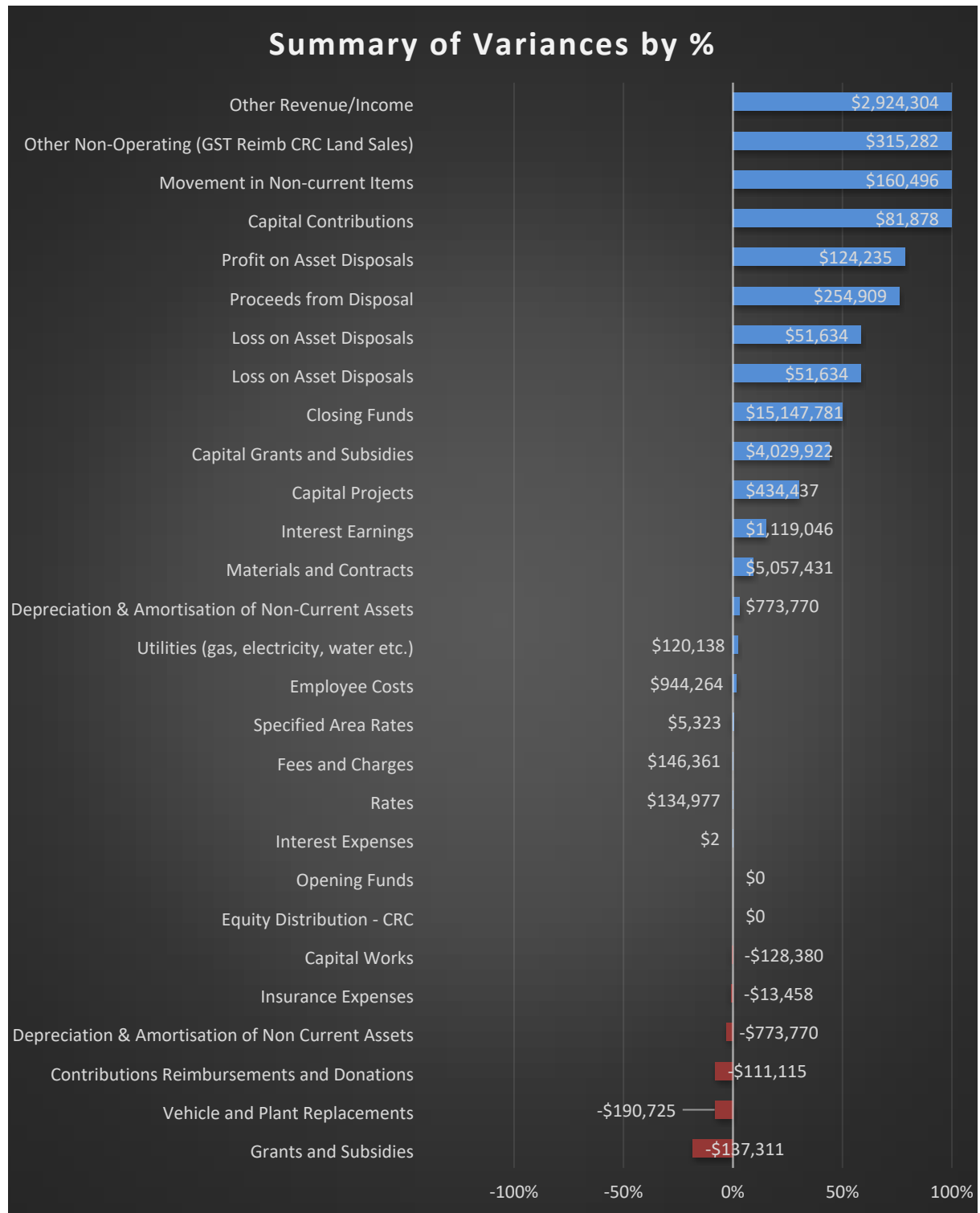
### EXECUTIVE SUMMARY

At its meeting held on 27 June 2023 (CJ109-06/23 refers), Council adopted the *2023-24 Annual Budget*. Council subsequently amended the budget at its meeting held on 22 August 2023 (CJ146-08/23 refers) and on 28 November 2023 (CJ238-11/23 and CJ241-11/23 refers). Council subsequently revised the budget at its meeting held on 27 February 2024 (CJ024-02/24). The figures in this report are compared to the revised budget.

The April 2024 Financial Activity Statement Report shows an overall favourable variance of \$15,147,781 from operations and capital, after adjusting for non-cash items.

There are a number of factors influencing the favourable variance, but it is predominantly due to timing of revenue and expenditure compared to the budget estimate at the end of April. The notes in Attachment 4 identify and provide commentary on the individual key material revenue and expenditure variances to date.

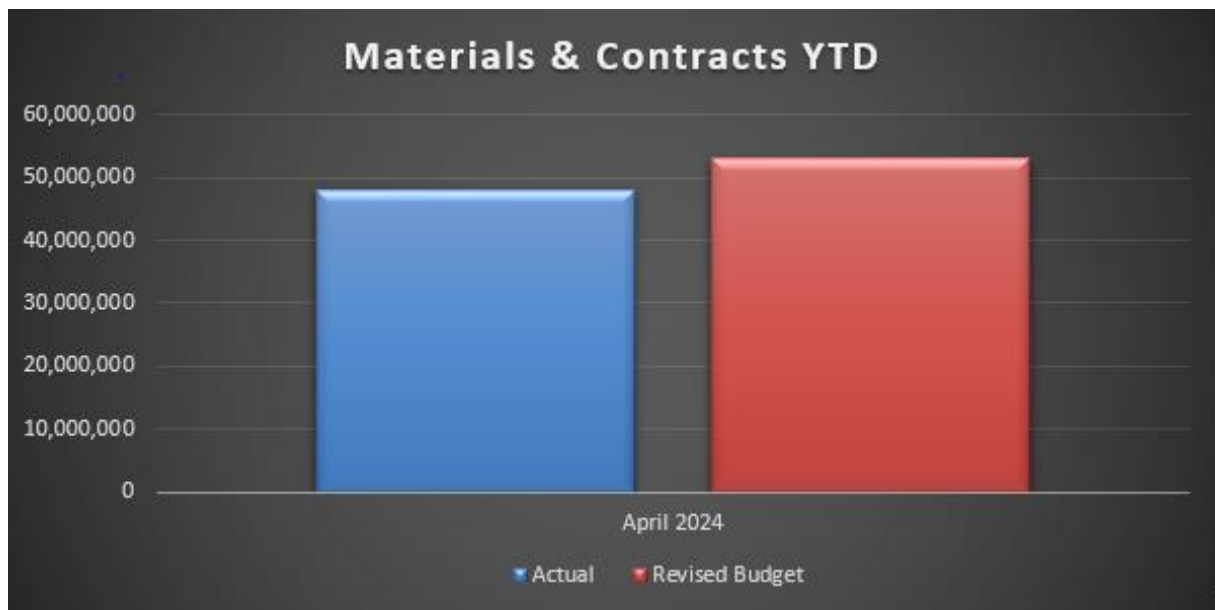
The key elements of the variance are summarised below:



Key variances for April were:

**Materials and Contracts**

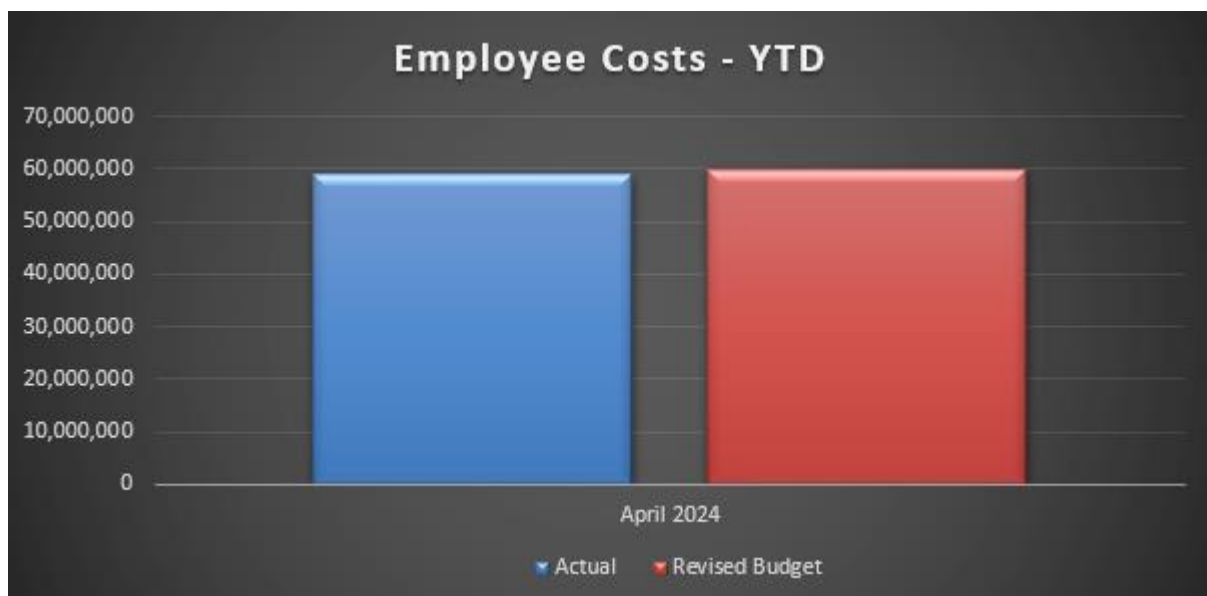
**\$5,057,431**



Materials and Contracts expenditure is \$5,057,431 below budget. This is spread across a number of different areas primarily External Service Expenses \$1,263,638, Professional Fees and Costs \$1,055,074, Waste Management Services \$779,227, Furniture, Equipment and Artworks \$349,448, Contributions and Donations \$328,279, Other Materials \$313,789 and Public Relations, Advertising and Promotions \$303,279.

**Employee Costs**

**\$944,264**



Variances predominantly arose in Salaries and Wages \$675,630 due to the cumulative impact of vacancies at various times across various teams, lower than estimated expenditure in Staff Training \$202,496, Other Employee Costs \$109,344 and Agency Employees \$96,633. This is partially offset by Salaries and Wages for Casuals (\$332,812) mainly due to higher casuals costs arising from higher than estimated activity, and revenue, at the Craigie Leisure Centre as well as vacancies in libraries operations.

*It is therefore recommended that Council NOTES the Financial Activity Statement for the period ended 30 April 2024 forming Attachment 1 to this Report and the Financial Position Statement at 30 April 2024 forming Attachment 2 to this Report.*

## BACKGROUND

The *Local Government (Financial Management) Regulations 1996* require a monthly Financial Activity Statement to be prepared according to nature classification and a monthly Financial Position Statement.

## DETAILS

### Issues and options considered

The Financial Activity Statement for the period ended 30 April 2024 is appended as Attachment 1 to this Report and the Financial Position Statement at 30 April 2024 is appended as Attachment 2 to this Report.

### Legislation / Strategic Community Plan / Policy implications

<b>Legislation</b>	Section 6.4 of the <i>Local Government Act 1995</i> requires a local government to prepare an annual financial report for the preceding year and such other financial reports as are prescribed. Regulation 34(1) of the <i>Local Government (Financial Management) Regulations 1996</i> requires the local government to prepare each month a statement of financial activity reporting on the revenue and expenditure as set out in the annual budget. Regulation 35(1) of the <i>Local Government (Financial Management) Regulations 1996</i> requires the local government to prepare each month a statement of financial position reporting on the financial position as at the reporting date
--------------------	---

### 10-Year Strategic Community Plan

<b>Key theme</b>	5. Leadership.
<b>Outcome</b>	5-4 Responsible and financially sustainable.
<b>Policy</b>	Not applicable.

## Risk management considerations

In accordance with section 6.8 of the *Local Government Act 1995*, a local government is not to incur expenditure from its municipal funds for an additional purpose except where the expenditure is authorised in advance by an absolute majority of Council.

## Financial / budget implications

All amounts quoted in this report are exclusive of GST.

## Regional significance

Not applicable.

## Sustainability implications

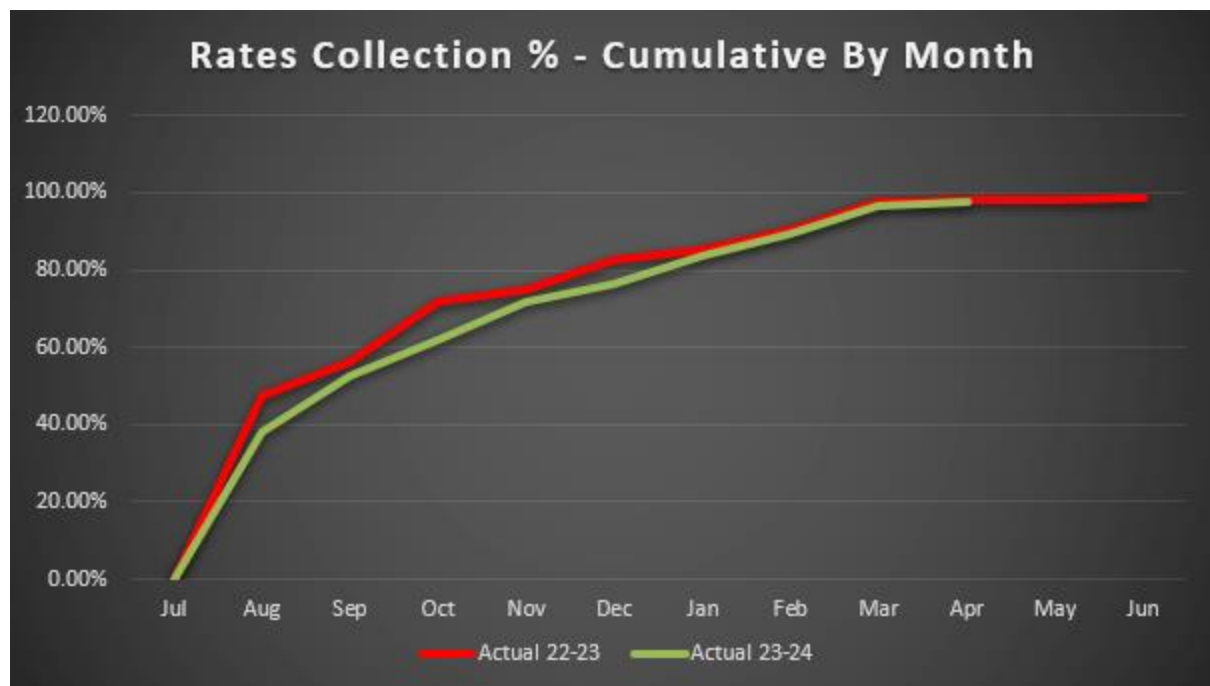
Expenditure was incurred in accordance with budget parameters, structured on financial viability and sustainability principles.

## Consultation

In accordance with section 6.2 of the *Local Government Act 1995*, the *Annual Budget* was prepared having regard to the Strategic Financial Plan, prepared under Section 5.56 of the *Local Government Act 1995*. The Mid Year Review Budget was prepared in accordance with Regulation 33A of the *Local Government (Financial Management) Regulations 1996*.

## KEY INDICATORS

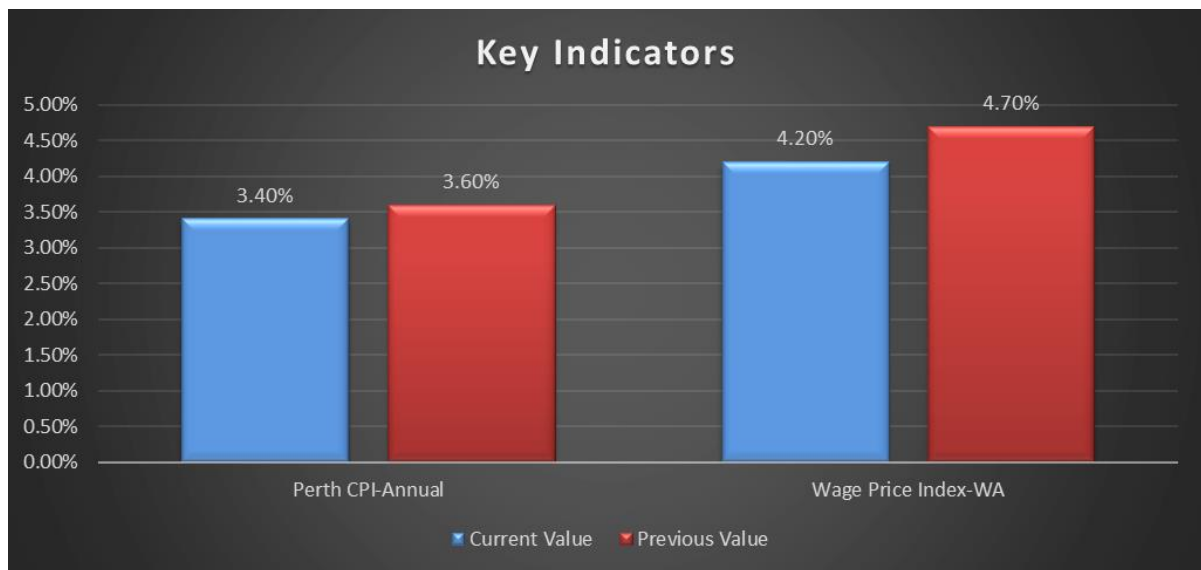
### Rates Collection



Rates collections as a percentage of rates issued (debtors) is marginally below the previous financial year at the end of April.



## **Economic Indicators**



Perth registered the smallest quarterly rise in CPI (+0.6%) and the lowest annual inflation rate of all capital cities (3.4%). This is also the slowest rate of annual Perth CPI inflation since Q3 2021. Annual wages growth in WA also declined at the end of the same quarter.

## **COMMENT**

All expenditure included in the Financial Activity Statement is incurred in accordance with the provisions of the 2023-24 revised budget or has been authorised in advance by Council where applicable.

## **VOTING REQUIREMENTS**

Simple Majority.

## **RECOMMENDATION**

**That Council NOTES the Financial Activity Statement for the period ended 30 April 2024 forming Attachment 1 to this Report and the Financial Position Statement at 30 April 2024 forming Attachment 2 to this Report.**

## **ATTACHMENTS**

1. Financial Activity Statement - April 2024 [**12.10.1** - 1 page]
2. Statement of Financial Position - April 2024 [**12.10.2** - 1 page]
3. Investment Report - April 2024 [**12.10.3** - 1 page]
4. Supporting Commentary - April 2024 [**12.10.4** - 8 pages]

## 12.11 CARD TRANSACTIONS FOR THE MONTH OF APRIL 2024 (WARD - ALL)

<b>WARD</b>	All
<b>RESPONSIBLE DIRECTOR</b>	Mr Mat Humfrey Director Corporate Services
<b>FILE NUMBER</b>	09882, 101515
<b>AUTHORITY / DISCRETION</b>	Information – includes items provided to Council for information purposes only that do not require a decision of Council (that is for 'noting').

### PURPOSE

For Council to note card transactions incurred during the month of April 2024.

### EXECUTIVE SUMMARY

This report presents the card transactions incurred during the month of April 2024, comprising corporate credit card and fuel card transactions.

*It is therefore recommended that Council NOTES the list of card transactions for the month ended 30 April 2024 in accordance with Regulation 13A(1) of the Local Government (Financial Management) Regulations 1996 as shown in Attachments 1 and 2 to this Report.*

### BACKGROUND

Council has delegated, to the Chief Executive Officer, the exercise of its power to make payments from the City's Municipal and Trust funds. Regulation 13A of the *Local Government (Financial Management) Regulations 1996* a list of payments made by credit, debit, purchasing or other cards by employees is required to be provided to Council.

The Department of Local Government, Sport and Cultural Industries has advised the City that the intent of Regulation 13A is to present transactions incurred in a month, whether payment, that is, transfer of funds from the City to a supplier, has taken place or not.

### DETAILS

The City incurred the following card transactions during the month of April 2024.

Corporate credit card transactions	\$46,067.91
Fuel card transactions (Ampol)	\$61,073.43
Total for the month	<b>\$107,141.34</b>

Details of transactions from corporate credit cards and fuel cards are contained in Attachments 1 and 2 to this Report respectively.

The City's corporate credit cards are issued and managed in accordance with the Corporate Credit Cards Policy. Suppliers from whom goods or services are procured using the corporate credit cards are paid at the time of purchase by the card issuer who the City subsequently pays for all card transactions during the month. Payment to the card issuer typically occurs at the end of the transaction month or early in the following month. All the City's corporate credit cards have been issued by the City's bankers, Westpac.

Fuel cards are attached to specific vehicles and plant items, such as ride-on mowers, that require fuel. The City has a contract with Ampol engaged through the State Government Common Use Arrangements. Fuel cards are utilised at Ampol outlets under the terms of the contract and record the cost of fuel supplied at the time of the transactions. Ampol invoices the City at the end of each month for all fuel charges incurred via the issued fuel cards. Invoices are typically paid the month after the fuel charges are incurred.

### Issues and options considered

#### Option 1

That Council declines to note the list of card transactions for the month of April 2024. The list is required to be reported to Council in accordance with Regulation 13A(1) of the *Local Government (Financial Management) Regulations 1996*. This option is not recommended.

#### Option 2

That Council notes the list of card transactions for the month of April 2024. This option is recommended.

### Legislation / Strategic Community Plan / Policy implications

#### Legislation

*Local Government (Financial Management) Regulations 1996.*

In accordance with Regulation 13A of the *Local Government (Financial Management) Regulations 1996*, a list of card transactions is prepared each month showing each amount incurred since the last list was prepared.

### 10-Year Strategic Community Plan

#### Key theme

5. Leadership.

#### Outcome

5-4 Responsible and financially sustainable - you are provided with a range of City services which are delivered in a financially responsible manner.

#### Policy

Not applicable.

### Risk management considerations

Not applicable.

---

**Financial / budget implications**

All amounts quoted in this report are inclusive of GST.

**Regional significance**

Not applicable.

**Sustainability implications****Consultation**

Not applicable.

**COMMENT**

All expenditure included in the list of card transactions is incurred in accordance with the City of Joondalup *2023-24 Annual Budget* as revised by Council at its meeting held on 27 February 2024 (CJ024-02/24 refers) or as subsequently amended or has been authorised in advance by the Mayor or by resolution of Council as applicable.

**VOTING REQUIREMENTS**

Simple Majority.

**RECOMMENDATION**

**That Council NOTES the reported card transactions for the month ended 30 April 2024 in accordance with Regulation 13A(1) of the *Local Government (Financial Management) Regulations 1996* as shown in Attachments 1 and 2 to this Report.**

**ATTACHMENTS**

1. Corporate Credit Card Transactions Report - April 2024 [**12.11.1** - 2 pages]
2. Fuel Card Transactions Report - April 2024 [**12.11.2** - 13 pages]

---

## 12.12 TENDER 015/24 PLUMBING MAINTENANCE SERVICES AND MINOR PLUMBING WORKS OF VALUE LESS THAN \$100,000 (WARD - ALL)

<b>WARD</b>	All
<b>RESPONSIBLE DIRECTOR</b>	Mr Mat Humfrey Director Corporate Services
<b>FILE NUMBER</b>	111386, 101515
<b>AUTHORITY / DISCRETION</b>	Executive - The substantial direction setting and oversight role of Council, such as adopting plans and reports, accepting tenders, directing operations, setting and amending budgets.

---

### PURPOSE

For Council to accept the tender submitted by JKB Plumbing & Gas Pty Ltd for the provision of plumbing maintenance services and minor plumbing works of value less than \$100,000.

### EXECUTIVE SUMMARY

Tenders were advertised on 9 March 2024 through state-wide public notice and published by Tenderlink for the provision of plumbing maintenance services and minor plumbing works of value less than \$100,000. Tenders closed on 4 April 2024. A submission was received from each of the following:

- Mackie Plumbing and Gas Pty Ltd.
- Techworks Plumbing Pty Ltd.
- JKB Plumbing & Gas Pty Ltd.
- On Tap Services Pty Ltd.
- Plumbing Bros. Perth Pty Ltd as Trustee for Triple J Unit Trust (Plumbing Bros.).
- PCB Plumbing and Gas Pty Ltd.
- Leeway Group Pty Ltd.

The submission from JKB Plumbing & Gas Pty Ltd represents value to the City. The company demonstrated experience providing plumbing and gas maintenance and minor works for various organisations in WA including Hickey Constructions (Christchurch Park project) and Mullaloo Surf Club (preventative maintenance). It is noted the company's managing director has over 20 years industry experience and also having previously worked for the City's plumbing contractor for over 11 years. It demonstrated a sound understanding of the City's requirements. JKB Plumbing & Gas Pty Ltd is well established with sufficient industry experience and capacity to provide the services to the City.

*It is therefore recommended that Council ACCEPTS the tender submitted by JKB Plumbing & Gas Pty Ltd for the provision of plumbing maintenance services and minor plumbing works of value less than \$100,000 as specified in Tender 015/24 for a period of three years, at the submitted schedule of rates, with any price variations subject to the percentage change in the Perth CPI (All Groups).*

---

## BACKGROUND

The City has a requirement for the provision of plumbing maintenance services to City owned infrastructure such as 150 buildings at various sites located within its boundaries, public showers, drinking fountains, ablutions, and the like. The contractor may also be required to undertake plumbing projects to both new and existing plumbing infrastructure to a value of up to \$100,000 per project.

The City has a contract in place with RW & JA Olsen trading as Joondalup Plumbing Services which expires 30 June 2024.

Tender assessment is based on the best value for money concept. Best value is determined after considering whole of life costs, fitness for purpose, tenderers' experience and performance history, productive use of City resources and other environmental or local economic factors.

## DETAILS

The tender for the provision of plumbing maintenance services and minor plumbing works of value less than \$100,000 was advertised through state-wide public notice and published by Tenderlink on 9 March 2024. The tender period was for two weeks with tenders closing on 4 April 2024.

### Tender Submissions

A submission was received from each of the following:

- Mackie Plumbing and Gas Pty Ltd.
- Techworks Plumbing Pty Ltd.
- JKB Plumbing & Gas Pty Ltd.
- On Tap Services Pty Ltd.
- Plumbing Bros. Perth Pty Ltd as Trustee for Triple J Unit Trust (Plumbing Bros.).
- PCB Plumbing and Gas Pty Ltd.
- Leeway Group Pty Ltd.

The schedule of items listed in the tender is provided in Attachment 1 to this Report.

A summary of the tender submissions including the location of each tenderer is provided in Attachment 2 to this Report.

A confidential tender summary is provided in Attachment 3 to this Report.

### Evaluation Panel

The evaluation panel comprised four members, being:

- one with tender and contract preparation skills
- three with the appropriate operational expertise and involvement in supervising the contract.

The panel carried out the assessment of submissions in accordance with the City's evaluation process in a fair and equitable manner.

## Evaluation Method and Weighting

The qualitative weighting method of tender evaluation was selected to evaluate the offers for this requirement. Prior to assessment of individual submissions, a determination was made, based on the selection criteria, of what would be an acceptable qualitative score that would indicate the ability of the tenderer to satisfactorily deliver the services.

The standard minimum acceptable qualitative score for tenders at the City is 50%, but the specific circumstances of tender requirements may, from time to time, require the minimum score to be set higher than 50%, where the specification has complex design or technical requirements. Due to the technical nature of the proposed services and the need to ensure that the contractors have the necessary qualifications, certifications, experience and knowledge to carry out the works and maintain a high standard of service, the predetermined minimum acceptable qualitative score for this requirement was therefore set at 60%.

The qualitative criteria and weighting used in evaluating the submissions received were as follows:

Qualitative Criteria	Weighting
Demonstrated understanding of the required tasks	35%
Demonstrated experience in providing similar services	30%
Capacity	30%
Social and economic effects on the local community	5%

## Compliance Assessment

All submissions received were assessed as compliant and remained for further consideration.

## Qualitative Assessment

Leeway Group Pty Ltd scored 45% and was ranked seventh in the qualitative assessment. The company demonstrated experience completing plumbing works for private and public sector including the Department of Communities, B Strata and Department of Transport. However, it submitted only three examples of works and these did not include working with local governments or a scope of work, outcomes or similarity to the City's requirements. It has the capacity required to provide the services. It provided a brief response and limited information demonstrating its understanding of the City's requirements. It did not sufficiently address how the company will carry out the various tasks required to complete the works and in terms of work control, management and sign-off.

PCB Plumbing and Gas Pty Ltd scored 48.4% and was ranked sixth in the qualitative assessment. The company has the capacity required to undertake the works. It demonstrated an understanding of the required tasks. It has experience providing plumbing maintenance services to various organisations in WA including Silverchain, Ventia/Defence and Oz Integrated. However, the panel noted examples of works provided did not include works completed for local governments.

Plumbing Bros. scored 50.6% and was ranked fifth in the qualitative assessment. The company demonstrated an understanding of the required tasks. It has the capacity required to provide the services. It demonstrated experience providing plumbing and gas maintenance to private and public organisations including Programmed Facilities Maintenance, Evolve FM and Wagga Wagga City Council. However, examples of works did not include any of similar plumbing services completed for WA local governments.

On Tap Services Pty Ltd scored 67.3% and was ranked fourth in the qualitative assessment. The company demonstrated some understanding of the City's requirements. It is noted the company did not address or indicate whether it operates an auditable time sheet system in order to present signed time sheets for any City works when requested. It has extensive experience providing reactive and planned plumbing maintenance services to local governments including the Cities of Armadale, Wanneroo, Perth and Melville. It has sufficient capacity to undertake the works.

JKB Plumbing & Gas Pty Ltd scored 68.9% and was ranked third in the qualitative assessment. The company demonstrated experience providing plumbing and gas maintenance and minor works for various organisations in WA including Hickey Constructions (Christchurch Park project) and Mullaloo Surf Club (preventative maintenance). It is noted the company's managing director has over 20 years industry experience and also having previously worked for the City's plumbing contractor for over 11 years. It demonstrated a sound understanding of the City's requirements. JKB Plumbing & Gas Pty Ltd is well established with sufficient industry experience and capacity to provide the services to the City.

Techworks Plumbing Pty Ltd scored 75.3% and was ranked second in the qualitative assessment. The company demonstrated a thorough understanding of the required tasks. It has experience providing plumbing services to state and local governments in WA including the Cities of Fremantle, Bayswater and Swan. It demonstrated the capacity required to provide the services.

Mackie Plumbing and Gas Pty scored 75.6% and was ranked first in the qualitative assessment. The company has extensive experience providing plumbing and hydraulics services to various organisations including local governments in WA. Examples of works included the Cities of Kwinana (69 sites) and Swan (aged care facility). It demonstrated a sound understanding of the required tasks. It has sufficient capacity to carry out the services.

Given the minimum acceptable qualitative score of 60%, Mackie Plumbing and Gas Pty Ltd, Techworks Plumbing Pty Ltd, JKB Plumbing & Gas Pty Ltd and On Tap Services Pty Ltd qualified to progress to the stage two (price) assessment.

### **Price Assessment**

The panel carried out a comparison of the submitted rates offered by each tenderer and the existing rates in order to assess value for money to the City.

The estimated expenditure over a 12-month period will vary based upon demand and is subject to change in accordance with operational requirements. For the purposes of comparison of the financial value of the tenders, the tendered rates offered by each tenderer have been applied to actual historical usage data of all scheduled items. This provides a value of each tenderer for comparative evaluation purposes based on the assumption that this pattern of usage is maintained. There is no guarantee that this will occur, and actual costs will be incurred on the actual usage in future.



The rates are fixed for the first year of the contract but are subject to a price variation in years two and three of the contract to a maximum of the CPI for the preceding year. For estimation purposes, a 4.5% CPI increase was applied to the rates in years two and three.

<b>Tenderer</b>	<b>Year 1</b>	<b>Year 2</b>	<b>Year 3</b>	<b>Total</b>
JKB Plumbing & Gas Pty Ltd	\$989,377	\$1,033,899	\$1,080,424	\$3,103,700
Mackie Plumbing and Gas Pty Ltd	\$997,026	\$1,041,892	\$1,088,777	\$3,127,695
On Tap Services Pty Ltd	\$1,007,440	\$1,052,775	\$1,100,150	\$3,160,366
Techworks Plumbing Pty Ltd	\$1,012,504	\$1,058,066	\$1,105,679	\$3,176,249

During 2022-23, the City incurred \$838,416 for plumbing maintenance services and minor plumbing works. The City is expected to incur in the order of \$3,103,700 over the three-year contract period.

The rates proposed by JKB Plumbing & Gas Pty Ltd results in an 18% increase in cost when compared to the City's current contracted rates. It is noted that the current Contractor has not applied for a price increase since commencement of contract in July 2021.

### **Evaluation Summary**

<b>Tenderer</b>	<b>Weighted Percentage Score</b>	<b>Qualitative Ranking</b>	<b>Estimated Total Comparative Price</b>	<b>Price Ranking</b>
JKB Plumbing & Gas Pty Ltd	68.9%	3	\$3,103,700	1
Mackie Plumbing and Gas Pty Ltd	75.6%	1	\$3,127,695	2
On Tap Services Pty Ltd	67.3%	4	\$3,160,366	3
Techworks Plumbing Pty Ltd	75.3%	2	\$3,176,249	4

Based on the evaluation result the panel concluded that the tender from JKB Plumbing & Gas Pty Ltd provides value to the City and is therefore recommended.

### **Issues and options considered**

The City has a requirement for the provision of plumbing maintenance services to City owned infrastructure such as 150 buildings at various sites located within its boundaries, public showers, drinking fountains, ablutions, and the like. The City does not have the internal resources to provide the required services and requires an appropriate external contractor to undertake the works.

### **Legislation / Strategic Community Plan / Policy implications**

#### **Legislation**

*Local Government (Functions and General) Regulations 1996.*

A state-wide public tender was advertised, opened and evaluated in accordance with regulations 11(1) and 18(4) of Part 4 of the *Local Government (Functions and General) Regulations 1996*, where tenders are required to be publicly invited if the consideration under a contract is, or is estimated to be more, or worth more, than \$250,000.

## 10-Year Strategic Community Plan

**Key theme** 1. Community.

**Outcome** 1-1 Healthy and safe - you feel healthy and safe in your local community.

**Policy** Not applicable.

### Risk management considerations

Should the contract not proceed, the risk to the City will be catastrophic as the services can only be provided by a licensed plumbing contractor, and if not performed, may result in a serious health and safety risk to the community.

It is considered that the contract will represent a low risk to the City as the recommended tenderer is well established with sufficient industry experience and capacity to provide the services to the City.

### Financial / budget implications

All amounts quoted in this report are exclusive of GST.

#### Current financial year impact

None.

#### Next financial year impact

<b>Account no.</b>	Various accounts
<b>Budget Item</b>	Plumbing maintenance services and minor plumbing works.
<b>Proposed 2024-25 Budget amount (estimated)</b>	\$ 1,065,193
<b>Proposed cost (from 1 July 2024)</b>	\$ 989,377 (new contract)
<b>Balance</b>	\$ 75,816

The balance does not represent a saving at this time. The actual expenditure will depend on actual usage under the contract.

### Regional significance

Not applicable.

### Sustainability implications

The provision of plumbing services to the City's buildings and assets within parks and reserves assists the City in efficient use of its water resources.

### Consultation

Not applicable.

**COMMENT**

The evaluation panel carried out the evaluation of the submissions in accordance with the City's evaluation process and concluded that the offer submitted by JKB Plumbing & Gas Pty Ltd represents value to the City.

**VOTING REQUIREMENTS**

Simple Majority.

**RECOMMENDATION**

**That Council ACCEPTS the tender submitted by JKB Plumbing & Gas Pty Ltd for the provision of plumbing maintenance services and minor plumbing works of value less than \$100,000 as specified in Tender 015/24 for a period of three years, at the submitted schedule of rates, with any price variations subject to the percentage change in the Perth CPI (All Groups).**

**ATTACHMENTS**

1. Schedule of Items 015-24 [**12.12.1** - 3 pages]
2. Summary of Submissions 015-24 [**12.12.2** - 7 pages]
3. CONFIDENTIAL REDACTED - Confidential Tender Summary 015-24 [**12.12.3** - 1 page]

---

## **12.13 PROPOSED REVOCATION OF MANAGEMENT ORDER FOR RESERVE 49462 - BRAMSTON PARK (WARD - NORTH)**

<b>WARD</b>	North
<b>RESPONSIBLE DIRECTOR</b>	Mr Nico Claassen Director Infrastructure Services
<b>FILE NUMBER</b>	87611, 101515
<b>AUTHORITY / DISCRETION</b>	Administrative - Council administers legislation and applies the legislative regime to factual situations and circumstances that affect the rights of people. Examples include town planning applications, building licences and other decisions that may be appealable to the State Administrative Tribunal.

---

### **PURPOSE**

For Council to approve the revocation of the Management Order over Reserve 49462 (being Lot 955, Bramston Park) to allow a new Management Order to be established that grants a power to licence over the Reserve.

### **EXECUTIVE SUMMARY**

Since January 2014, the City has held a Management Order in its favour over Crown Reserve 49462 (namely, Bramston Park, Burns Beach), to be managed for the purposes of 'Recreation'.

The Burns Beach Primary School (BBPS), adjacent to Bramston Park, opened in January 2022. Following its opening the school commenced using Bramston Park for daytime activities under a hire arrangement, due to the City's current Management Order not providing a power to licence.

The City has been in discussions with the Department of Planning, Lands and Heritage (DPLH) to amend the Management Order to allow the City to licence the park to the Department of Education (DOE) for use by the BBPS. To progress the request, the City was required to conduct community consultation with nearby residents, which was completed in January 2023.

Following consultation, the City made an application to DPLH to amend the Management Order and received recent advice that consent to revoke the current Management Order is first required. As such, this report seeks Council approval to revoke the existing Management Order at Bramston Park in order to progress the establishment of a new Management Order with the power to licence.

*It is therefore recommended that Council:*

- 1 APPROVES, pursuant to section 50 of the Land Administration Act 1997, the revocation of the Management Order held by the City over Reserve 49462, Bramston Park, Burns Beach, to enable the Minister for Lands to issue a new Management Order with the power to licence;*
- 2 NOTES that the power to licence is for the purpose of enabling a licence agreement to be entered into with the Department of Education to support the daytime use of Bramston Park by the Burns Beach Primary School.*

## **BACKGROUND**

In 2020, the City was approached by the DOE regarding the potential establishment of a Shared Use Agreement with the City for the daytime use of Bramston Park, which at the time, was located adjacent to the land set aside for the construction of a future BBPS. This was due to the school site not containing an area for an oval, meaning the school would require daily use of the adjacent park for their outdoor activities. (Noting, the City has multiple arrangements in place with various schools throughout its district under similar arrangements).

During these discussions, the DOE was advised by the City that the existing Management Order over Reserve 49462 (Bramston Park), did not provide a power to licence, which would be a requirement for a Shared Use Agreement to be entered into.

In January 2022, the BBPS opened and since its opening, has been accessing Bramston Park through a hire arrangement until a power to licence and Shared Use Agreement could be progressed and finalised. The school's use of the grounds is during school term days between 8.00am and 4.00pm.

## **DETAILS**

The City has been in liaison with DPLH to progress an amendment to the existing Management Order to provide a power to licence. In April 2022, the City received advice from DPLH that community consultation would be required for a change to the Management Order to be considered by the Department and details of the proposed use of the park by the school.

This was to ensure that the extent of space required by the school was for active, organised and supervised use, and not for continuous exclusive use by BBPS. DPLH indicated that assessments for licence proposals on Reserves, such as Bramston Park, are considered on a case-by-case basis.

On this advice, the City progressed a community consultation process as described below.

### Community consultation

For the purposes of efficiency, the City combined the consultation with another related matter at Bramston Park, following a Notice of Motion and subsequent Council decision to consult on the continuation of female senior sport at this location (C143-12/21 and CJ024-02/22 refers).

During this process, the City also sought community feedback on the establishment of a Shared Use Agreement at Bramston Park for the benefit of BBPS.

The consultation was conducted between 24 November and 14 December 2022, with a total of 139 responses received during the 21-day consultation period. The survey results were presented to Council at its 28 February 2023 meeting to obtain a decision on the future use of Bramston Park for female senior sporting activities (CJ019-02/23 refers).

In relation to the proposal for a Shared Use Agreement, over 80% of respondents either strongly supported or supported the request, with only 8.7% in opposition. Based on these results, the City provided the information to DPLH to commence their due diligence process.

In early 2024, DPLH advised that they had completed their due diligence process and required the City to provide written consent to revoke the existing Management Order, enabling a new Management Order with a power to licence to be progressed. As the City does not have any relevant delegations for revocation orders, Council approval is being sought to provide authorised consent to DPLH.

### **Issues and options considered**

Council may choose to:

- decline the request to revoke the existing Management Order over Reserve 49462 (Bramston Park)  
or
- approve to request to revoke the existing Management Order over Reserve 49462 (Bramston Park).

It is recommended that Council approves the request, to enable the Minister for Lands to issue a new Management Order with the power to licence. This will in turn enable the City to enter into a Shared Use Agreement with BBPS, as their current use of Bramston Park is being supported through a hire arrangement that is inconsistent with the licence agreements that are in place with other schools throughout the City's district.

### **Legislation / Strategic Community Plan / Policy implications**

**Legislation**                      *Land Administration Act 1997.*

#### **10-Year Strategic Community Plan**

**Key theme**                      1. Community.

**Outcome**                      1-3 Active and social - you enjoy quality local activities and programs for sport, learning and recreation.

**Policy**                          Not applicable.

#### **Risk management considerations**

Not applicable.

---

**Financial / budget implications**

The City received \$3,177 in annual hire fees from BBPS for the 2022-23 financial year, with a waiver of \$9,529 applied in alignment with the existing shared use agreements with other schools where 25% of the turf maintenance cost is recovered from those schools.

As such, a conversion from a hire to a licence arrangement would not have any impact on the charges applied to BBPS, and therefore the income received by the City would remain the same.

**Regional significance**

Not applicable.

**Sustainability implications**

Not applicable.

**Consultation**

The City conducted community consultation on this matter between November and December 2022, which indicated strong support for the proposal.

**COMMENT**

The purpose of seeking Council approval to revoke the existing Management Order over Reserve 49462 (Bramston Park), is to support the establishment of a power to licence, and by virtue of this power, enabling an appropriate tenure arrangement to be entered into with DOE for the benefit of the BBPS.

At present, the use of Bramston Park by the school through a hire arrangement, is onerous and not reflective of the high frequency of access required for school activities. It is also inconsistent with comparable arrangements at other sites throughout the City where Reserves are used by schools under a Shared Use Arrangement.

It is the City's and DOE's preference that a Shared Use Agreement is pursued at Bramston Park.

**VOTING REQUIREMENTS**

Simple Majority.

**RECOMMENDATION****That Council:**

- 1 APPROVES, pursuant to section 50 of the *Land Administration Act 1997*, the revocation of the Management Order held by the City over Reserve 49462, Bramston Park, Burns Beach, to enable the Minister for Lands to issue a new Management Order with the power to licence;**
- 2 NOTES that the power to licence is for the purpose of enabling a licence agreement to be entered into with the Department of Education to support the daytime use of Bramston Park by the Burns Beach Primary School.**

**ATTACHMENTS**

1. Site Plan - Bramston Park and Burns Beach Primary School [**12.13.1** - 1 page]



## 12.14 OUTCOMES OF COMMUNITY CONSULTATION - URBAN BIKE TRAILS PROJECT - PROPOSED NEW FACILITIES (WARD - ALL)

---

<b>WARD</b>	All
<b>RESPONSIBLE DIRECTOR</b>	Mr Nico Claassen Director Infrastructure Services
<b>FILE NUMBER</b>	111261, 101515
<b>AUTHORITY / DISCRETION</b>	Executive - The substantial direction setting and oversight role of Council, such as adopting plans and reports, accepting tenders, directing operations, setting and amending budgets.

---

### PURPOSE

For Council to consider the outcomes of community consultation for the Urban Bike Trail Project – Proposed New Facilities.

### EXECUTIVE SUMMARY

Council adopted the *Outdoor Youth Recreation Strategy* to inform the future provision of wheeled sports facilities across the City at its meeting held on 16 February 2021 (CJ017-02/21 refers). A business case was then prepared and considered by Council at its meeting held on 22 August 2023 (CJ136-08/23 refers), where the staged rollout of outdoor youth recreational facilities, including a combined hub at Whitfords West Park and the provision of mountain bike trail and BMX facilities at parks in Craigie, Mullaloo and Padbury was endorsed.

Four initial projects were identified to be included in the Urban Bike Trails project as a result of recommendations in the City's *Outdoor Youth Recreation Strategy*, outcomes from the Youth Design workshop and funding provided by the State Government to support the progression of the project.

Community consultation was undertaken from 7 March 2024 to 28 March 2024 where the City received a total of 599 valid responses. During the consultation period (22 March 2024), the City received a petition of 31 Electors, which requested that Council "*Does not go ahead with the proposed pump track, jump track and basketball pad at Whitfords West Park.*"

When seeking feedback through community consultation, responses from all community members within the consultation are treated equally. A total of 2,314 stakeholders were directly engaged by the City of Joondalup to seek feedback on proposed new facilities, including residents and landowners of properties within 400 metres of each park, community groups/sporting clubs, local schools/educational institutions and resident/ratepayer groups.

The table below provides a snapshot of the level of support for all responses and for residents within 400 metres of the sites. Overall, most respondents to the community consultation indicated that they either *strongly support* or *support* all of the proposed new facilities.

Park	Facility	% of strong support or support – all responses	% of strong support or support - residents < 400m
Charonia Park	New mountain bike node	78.5%	53.2%
Gibson Park	New pump track	87.6%	65.6%
Gibson Park	New toilet facility	83.9%	63.9%
Lysander Park	New pump track	78.3%	32.6%
Whitfords West Park	New pump track, jump track	87.0%	58.6%
Whitfords West Park	New basketball pad	81.8%	58.6%

*It is therefore recommended that Council:*

- 1 *NOTES the results of the community consultation as detailed in this Report and provided as Attachments 1 and 2 to this Report;*
- 2 *NOTES the majority of respondents indicated that they either strongly support or support all of the proposed new facilities;*
- 3 *DOES NOT SUPPORT the petition request to not go ahead with the proposed facilities at Whitfords West Park;*
- 4 *ADVISES the lead petitioner of its decision.*

## **BACKGROUND**

A 349-signature petition was received at the 8 December 2020 Council meeting (CJ125-12/20 refers) requesting a new local or district scale combined mountain bike trail and BMX facility at Whitfords West Park, improvements to existing BMX tracks at Haddington Park, Triton Park and Littorina Park, and provision of BMX tracks and interconnected mountain bike trails through Craigie, Mullaloo and Padbury.

In response to this petition (and other preceding petitions relating to skate facilities), the City prepared an Outdoor Youth Recreation Strategy to inform the future provision of wheeled sports facilities across the City. The strategy was adopted by Council at its meeting held on 16 February 2021 (CJ017-02/21 refers).

In addition to adopting the strategy, Council also requested at the same meeting (CJ018-02/21 refers) that the Chief Executive Officer initiate the development of a business case for the following:

- Provision of a combined mountain bike trail and BMX facility at Whitfords West Park (Kallaroo).
- Improvements to the existing BMX tracks at Haddington Park (Beldon), Triton Park (Mullaloo) and Littorina Park (Heathridge).
- Interconnected mountain bike trails through Craigie, Mullaloo and Padbury.

A business case was presented to Council at its meeting held on 22 August 2023 (CJ136-08/23 refers), where Council endorsed progressing the project as a staged rollout, including a combined hub at Whitfords West Park and the provision of mountain bike trail and BMX facilities at parks in Craigie, Mullaloo and Padbury. As part of developing the business case, a workshop was held with young people from the target suburbs who had previously expressed an interest in mountain bike trail and BMX activities.

The City identified the four initial parks to be included in the Urban Bike Trails project:

- Charonia Park – new mountain bike node.
- Gibson Park – new pump track.
- Lysander Park – new pump track.
- Whitfords West Park – new pump track, jump track and basketball pad.

In addition to the works listed above, a new toilet facility is also proposed for Gibson Park as part of general upgrades. The proposed single cubicle, universal access toilet will meet the needs of park users, including the Padbury Community Garden group, and be compliant with the latest standards. The final location of the toilet facility will factor in existing sewer lines, tree protection zones, residential amenity and proximity to park users.

The four parks, in this stage of the Urban Bike Trails project, were selected as a result of recommendations in the City's *Outdoor Youth Recreation Strategy*, outcomes from the Youth Design workshop and funding provided by the State Government to support the progression of the project.

The overall aim of the Urban Bike Trails project is to offer free, non-club based physical activity spaces for young people aged 11-25 years, and to respond to the current gap in outdoor youth recreation facilities in the central coastal region of the City by providing facilities for intermediate and higher level mountain bike and BMX riders.

During the most recent election, the State Government committed \$300,000 toward the Urban Bike Trails project. A further \$600,000 is also available from the State Government to fund the proposed facility at Gibson Park, and another \$600,000 is funded by the State Government for the proposed facility at Lysander Park.

Charonia Park in Mullaloo is classified as a Neighbourhood Sports Park under the City's *Public Open Space Framework* and currently has a small toilet/changeroom facility, a playground and cricket nets. The park is regularly used by Joondalup United Football Club and Mullaloo Heights Primary School, and by residents for casual sport and recreation.

Gibson Park, located along Gibson Avenue in Padbury is classified as a Neighbourhood Recreation Park and currently has a small community facility, playground, lighting and recreation infrastructure. The park is used by RSPCA WA for dog training, and by residents for casual sport and recreation. Gibson Park also includes a community garden that is operated by the Padbury Community Garden Group.

Lysander Park in Heathridge is classified as a Local Recreation Park and has a playground and bushland area. The park is primarily used by residents for casual sport and recreation.

Whitfords West Park is located on Whitfords Avenue and is classified as a District Recreation Park. The park currently has a playspace and is primarily used by residents for casual sport and recreation.

## DETAILS

### Consultation Materials

A total of 2,314 stakeholders were directly engaged by the City of Joondalup to seek feedback on proposed new facilities for Charonia Park (Mullaloo), Gibson Park (Padbury), Lysander Park (Heathridge), and Whitfords West Park (Kallaroo), as part of the Urban Bike Trails project. In addition, feedback was also sought on a proposed new toilet facility at Gibson Park, which is part of general upgrades.

Residents and landowners of properties within 400 metres of Charonia Park, Gibson Park, Lysander Park, and Whitfords West Park were sent information packs through the post on 7 March 2024. These packs contained a cover letter, a map of the proposed location and example facilities, and a Frequently Asked Questions document. These stakeholders were directed to complete an Online Comment Form located on the City's website.

Community groups/sporting clubs, local schools/educational institutions and resident/ratepayer groups were sent emails on 7 March 2024 advising them of the consultation and directing them to provide feedback via the Online Comment Form on the City's website. These stakeholders were also encouraged to promote the consultation and the Online Comment Form to their members and networks.

Young people who participated in the August 2022 Youth Design workshop were sent emails on 7 March 2024 advising them of the consultation and directing them to provide feedback via the Online Comment Form.

Letters were also sent to the Member for Hillarys and the Member for Joondalup on 26 February 2024 to advise of the consultation should their constituents have any questions on the proposal or how to provide feedback.

In addition, the City advertised the consultation to other community members via the following means:

- Webpage linked through the Community Consultation section of the City's website.
- Item published in the Community Consultation eNewsletter.
- Item published in the Joondalup Voice insert of the *PerthNow Joondalup* community newspaper and emailed to subscribers of the Joondalup Voice eNewsletter.
- Signage erected on-site at Charonia Park, Gibson Park, Lysander Park, and Whitfords West Park.
- E-screen displays at the City's Administration building, City of Joondalup libraries, and the Craigie Leisure Centre.
- Facebook post and reminder published through the City's Facebook account and the City's Youth Services Facebook account.

### Consultation Outcomes

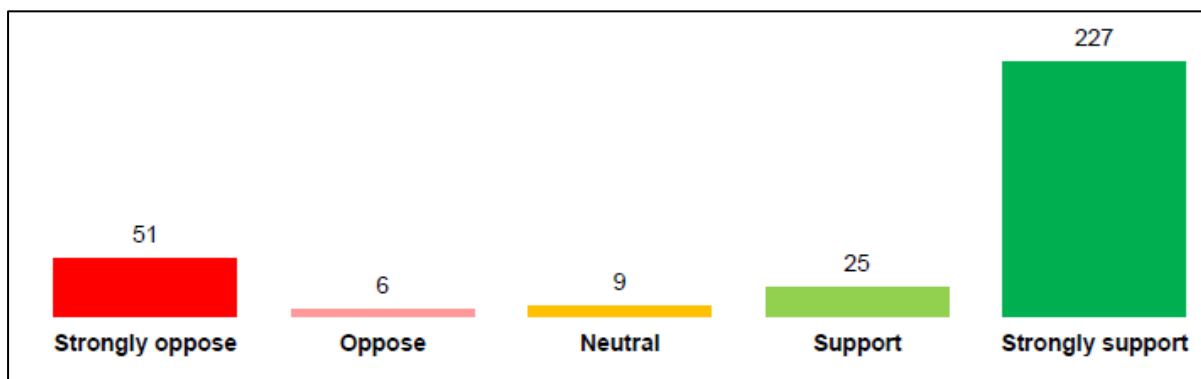
The City collected a total of 599 valid responses during the 21 day advertised consultation period from 7 March 2024 to 28 March 2024. Of the 2,279 residents within 400 metres of one of the four identified parks, 218 responded. None of the resident/ratepayer groups, or the community groups/sporting clubs provided feedback, whilst one young person who attended the design workshop in 2022 provided feedback. This indicates a 9.5% response rate amongst stakeholders who were directly engaged.

Respondents were asked to select which of the four identified parks they wished to provide feedback on. A total of 321 respondents opted to provide feedback on Charonia Park, 378 on Gibson Park, 253 on Lysander Park, and 269 on Whitfords West Park; this includes 189 respondents who opted to provide feedback on all four parks.

### Charonia Park

A total of 321 respondents opted to provide feedback on the proposed facilities at Charonia Park and indicated their overall level of support for a new mountain bike node at this location on a 5-point scale from *strongly oppose* to *strongly support*.

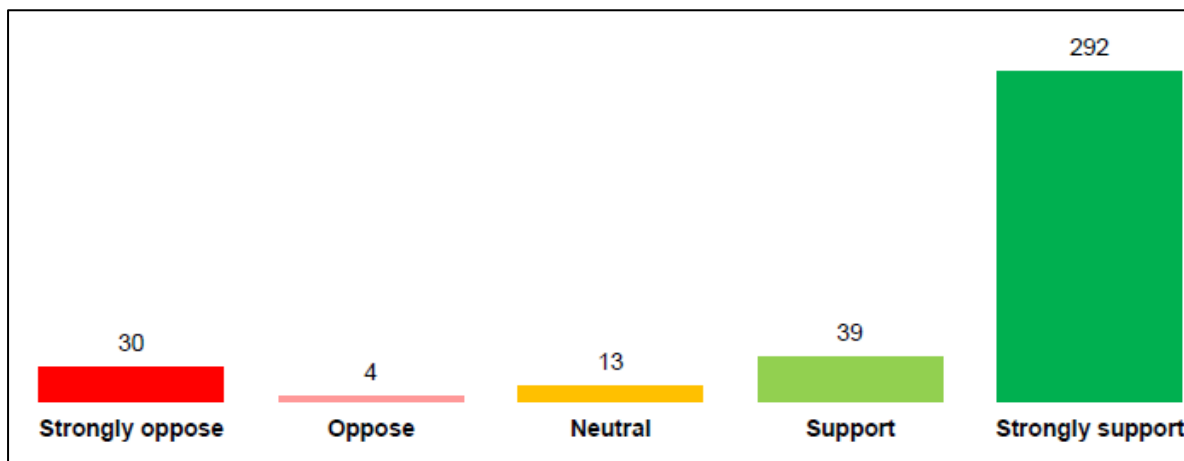
Please indicate your overall level of support for a new mountain bike node at Charonia Park:	N	%
Strongly oppose	51	15.9%
Oppose	6	1.9%
Neutral	9	2.8%
Support	25	7.8%
Strongly support	227	70.7%
No response	3	0.9%
<b>Total responses (Charonia Park)</b>	<b>321</b>	<b>100.0%</b>



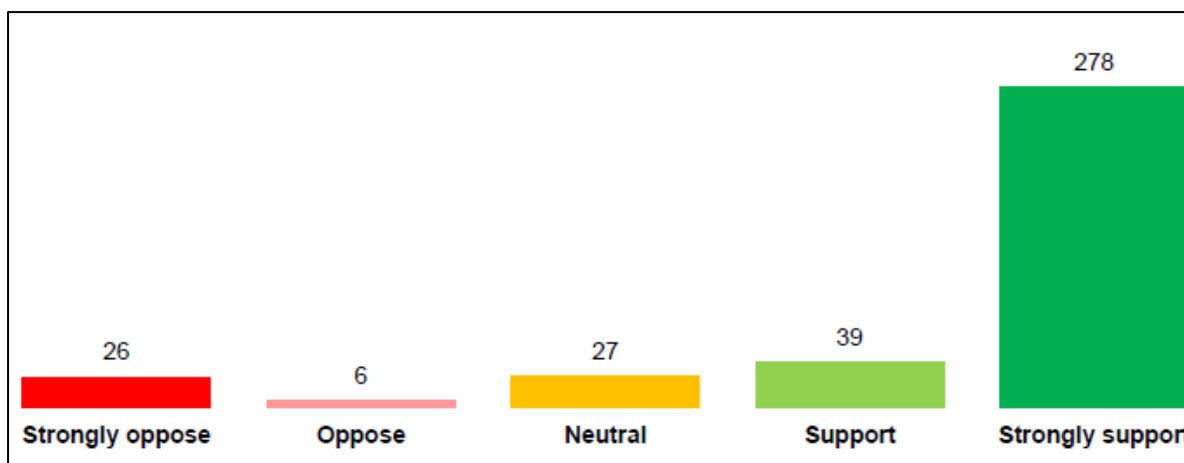
### Gibson Park

A total of 378 respondents opted to provide feedback on the proposed facilities at Gibson Park and indicated their overall level of support for a new pump track and new toilet facility at this location on a 5-point scale from *strongly oppose* to *strongly support*.

Please indicate your overall level of support for a new pump track at Gibson Park:	N	%
Strongly oppose	30	7.9%
Oppose	4	1.1%
Neutral	13	3.4%
Support	39	10.3%
Strongly support	292	77.2%
<b>Total responses (Gibson Park)</b>	<b>378</b>	<b>100.0%</b>



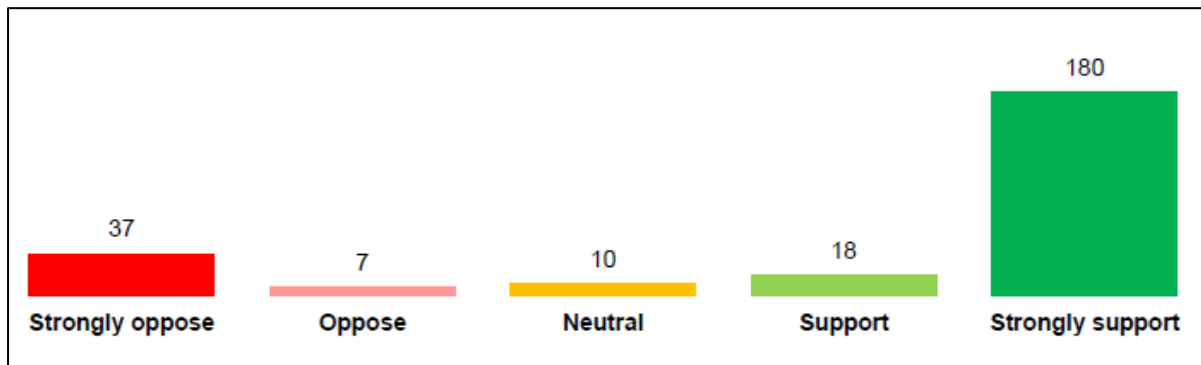
Please indicate your overall level of support for a new toilet facility at Gibson Park:	N	%
Strongly oppose	26	6.9%
Oppose	6	1.6%
Neutral	27	7.1%
Support	39	10.3%
Strongly support	278	73.5%
No response	2	0.5%
<b>Total responses (Gibson Park)</b>	<b>378</b>	<b>100.0%</b>



### Lysander Park

A total of 253 respondents opted to provide feedback on the proposed facilities at Gibson Park and indicated their overall level of support for a pump track at this location on a 5-point scale from *strongly oppose* to *strongly support*.

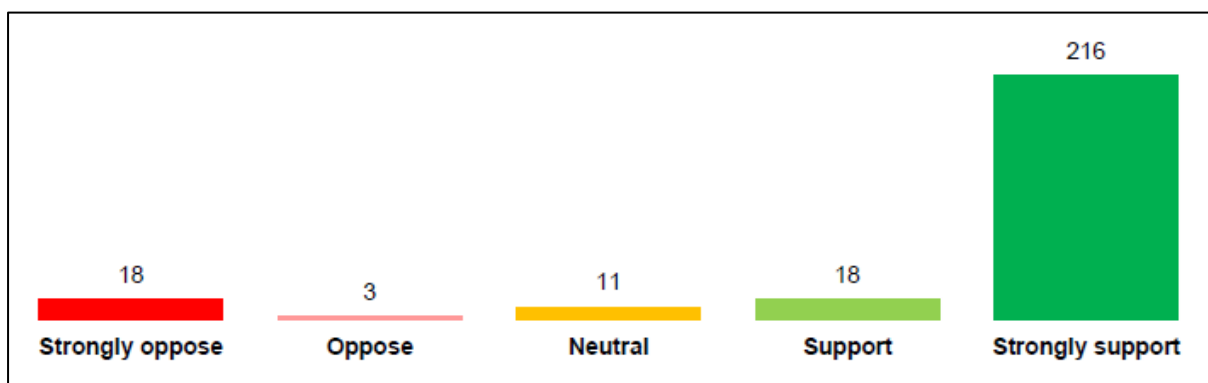
Please indicate your overall level of support for a new pump track at Lysander Park	N	%
Strongly oppose	37	14.6%
Oppose	7	2.8%
Neutral	10	4.0%
Support	18	7.1%
Strongly support	180	71.1%
No response	1	0.4%
Total responses (Lysander Park)	253	100.0%



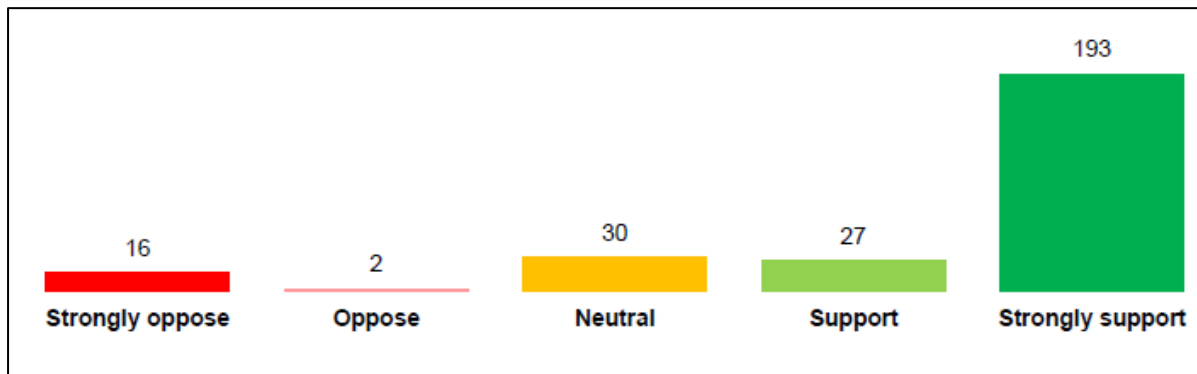
#### Whitfords West Park

A total of 269 respondents opted to provide feedback on the proposed facilities at Gibson Park and indicated their overall level of support for a new pump and jump track and basketball pad at this location on a 5-point scale from *strongly oppose* to *strongly support*.

Please indicate your overall level of support for a new pump and jump track at Whitfords West Park	N	%
Strongly oppose	18	6.7%
Oppose	3	1.1%
Neutral	11	4.1%
Support	18	6.7%
Strongly support	216	80.3%
No response	3	1.1%
Total responses (Whitfords West Park)	269	100.0%



Please indicate your overall level of support for a new basketball pad at Whitfords West Park	N	%
Strongly oppose	16	5.9%
Oppose	2	0.7%
Neutral	30	11.2%
Support	27	10.0%
Strongly support	193	71.7%
No response	1	0.4%
<b>Total responses (Whitfords West Park)</b>	<b>269</b>	<b>100.0%</b>



Overall, the majority of respondents indicated that they either *strongly support* or *support* all of the proposed new facilities.

In addition to the outcomes report additional cross tabulation of results has been undertaken to determine the level of support for the proposals for residents within 400m of the sites. A summary of the data is below, and full details are included within Attachment 2 to this Report.

Park	Facility	% of strong support or support – all responses	% of strong support or support - residents < 400m
Charonia Park	New mountain bike node	78.5%	53.2%
Gibson Park	New pump track	87.6%	65.6%
Gibson Park	New toilet facility	83.9%	63.9%
Lysander Park	New pump track	78.3%	32.6%
Whitfords West Park	New pump track, jump track	87.0%	58.6%
Whitfords West Park	New basketball pad	81.8%	58.6%

Respondents were also asked if they had any comments about the new facilities proposed as part of the Urban Bike Trails project or the proposed new toilet facility for Gibson Park. A total of 468 respondents provided comments. These have been broadly summarised in the table below. Verbatim comments have been randomized and are provided at Appendix 25 (presented by park where possible) of Attachment 1 to this Report.



In total, 251 respondents indicated their general support for the proposal, whilst 27 indicated their general opposition. Common positive feedback included:

- Proposed facilities have health benefits/are positive for the community (45).
- Good to have local facilities/currently have to travel to use BMX/mountain bike facilities (25).

Areas of concern or negative feedback included:

- Concerns about noise, litter and anti-social behaviour (86).
- Proposed facilities will have a negative impact on dog walkers (42).
- Proposed facilities will negatively impact wildlife/the natural environment (44).
- Proposed facilities will increase the risk of collisions/accidents/general safety concerns (35).

<b>Do you have any comments about the new facilities proposed as part of the Urban Bike Trails project or the proposed new toilet facility for Gibson Park?</b>	<b>N<sup>††</sup></b>	<b>%</b>
General support for the proposal	251	41.9%
General opposition to the proposal	27	4.5%
Concerns about noise, litter and anti-social behaviour	86	14.4%
Proposed facilities will have a negative impact dog walkers	42	7.0%
Suggest alternative infrastructure/facilities (eg shade, table, drinking fountains)	35	5.8%
Good to have local facilities/currently have to travel to use BMX/mountain bike facilities	25	4.2%
Proposed facilities will negatively impact on the wildlife/the natural environment	44	7.3%
Proposed facilities will increase the risk of collisions/accidents/general safety concerns	35	5.8%
Prefer the City spends the money on different upgrades/facilities	11	1.8%
Park is too small/select different park in this suburb	23	3.8%
Concerns about installing a toilet/opposed to a toilet	17	2.8%
Request different bike facility (eg jump track)	22	3.7%
Proposed facilities have health benefits/are positive for the community	45	7.5%
Request for facilities in another suburb/disappointed nothing planned in our suburb	7	1.2%
There is no parking/will cause parking issues (eg on verges)	18	3.0%
Suggest use a similar design to specific location mentioned in the comment (outside of the City of Joondalup)	5	0.8%
Proposed facilities will decrease property values	5	0.8%
Suggest a different location in the proposed park	4	0.7%
Other/miscellaneous comment	22	3.7%
<b>Total comments</b>	<b>468</b>	<b>78.1%</b>
<b>Total responses</b>	<b>599</b>	<b>—</b>

### Petition against proposed pump track, jump track and basketball pad at Whitfords West Park

A petition of 31 Electors was received by the City on 22 March 2024, during the consultation period, which requested that Council *“Does not go ahead with the proposed pump track, jump track and basketball pad at Whitfords West Park.”* This petition was presented to Council at its meeting held on 23 April 2024 (CJ076-04/24) refers, where it was resolved that it be *“RECEIVED and REFERRED to the Chief Executive Officer for action”*.

As detailed in this Report, the outcomes of the community consultation undertaken indicates that the majority of respondents either *strongly support* or *support* the proposed new facilities at Whitfords West Park.

In addition to the outcomes report, the cross-tabulation results for residents within 400 metres of Whitfords West Park also show majority support for the proposals as detailed below:

Park	Facility	% of strong support or support – all responses	% of strong support or support - Residents < 400m
Whitfords West Park	New pump track, jump track	87.0%	58.6%
Whitfords West Park	New basketball pad	81.8%	58.6%

It must be noted that when seeking feedback through community consultation the City does not give a higher weighting to some community members over others. Responses from all community members within the consultation are treated equally.

The potential risk of antisocial behaviour associated with skate/BMX/MTB facilities was identified during the development of the Urban Bike Trails Business Case. It was recommended that facilities are co-located within parks that are already activated with existing youth recreational facilities or should be developed with other recreational facilities to provide passive surveillance over the site. The proposed approach is consistent with this recommendation.

Based on the strong community support for this project and the proposal to co-locate the facilities in already activated public open spaces it is recommended that the petitioners' request to not proceed with the proposed pump track, jump track and basketball pad at Whitfords West Park, is not supported.

### **Issues and options considered**

Council may choose to:

- support proceeding with all Urban Bike Trails Projects based on the strong support received through the community consultation process. This is the recommended option
- support proceeding with some of the proposed Urban Bike Trail Projects, and not others  
or
- not support progressing any of the Urban Bike Trail Projects.

**Legislation / Strategic Community Plan / Policy implications**

**Legislation** Not applicable.

**10-Year Strategic Community Plan**

**Key theme** 1.Community.

**Outcome** 1-1 Healthy and safe - you feel healthy and safe in your local community.  
 1-2 Inclusive and connected - you enjoy local services and programs that cater for different ages, abilities and backgrounds.  
 1-3 Active and social - you enjoy quality local activities and programs for sport, learning and recreation.

**Key theme** 3. Place.

**Outcome** 3-3 Attractive and leafy - you have access to quality public open spaces and enjoy appealing streetscapes.

**Policy** Not applicable.

**Risk management considerations**

Control measures for noise impacts are dependent on specific locations and design elements attributed to each facility. Acoustic modelling will be undertaken as part of the detailed design process to inform the design and mitigate against this risk.

Co-location of the proposed facility within parks that are already activated has been identified to mitigate the potential risk of antisocial behaviour associated with skate/BMX/MTB facilities.

**Financial / budget implications**

The draft Five Year Capital Works Program includes the following funding allocations.

	<b>Project</b>	<b>Five Year Capital Works Program Total Budget</b>	<b>Total Grant Funding</b>	<b>Construction Scheduled</b>
PEP2891	Gibson Park pump track	\$600,000	\$500,000	2024-25
BCW2679	Gibson Park UAT	\$200,000	\$100,000	2024-25
PEP2893	Lysander Park pump track	\$600,000	\$600,000	2024-25
PEP2892	Whitfords West Park pump and jump	\$1,380,500	\$300,000	2025-26
PEP2894	Charonia Park mountain bike node	\$465,000	\$0	2027-28

**Regional significance**

Not applicable.

## **Sustainability implications**

### Social

The provision of these facilities will provide much needed youth recreation opportunities as identified in the Outdoor Youth Recreational Strategy.

### **Consultation**

Community input was sought to inform the development of options through a workshop held with young people as part of the development of the Urban Bike Trails – Business Case.

This report details the outcomes of the community consultation on the Urban Bike Trails Project – Proposed New Facilities, undertaken between 7 March 2024 and 28 March 2024.

### **COMMENT**

The City of Joondalup manages a range of public open space located on property owned or managed by the City. Public open space is highly valued by the community and plays an integral role in supporting health, recreation and leisure in the community.

The proposed new facilities respond to a current gap in outdoor youth recreational facilities in the central coastal area of the City as identified in the Outdoor Youth Recreational Strategy which provides recreational opportunities for all residents, including those within the 400 metre walkable catchment.

### **VOTING REQUIREMENTS**

Simple Majority.

### **RECOMMENDATION**

**That Council:**

- 1 NOTES the results of the community consultation as detailed in this Report and provided as Attachments 1 and 2 to this Report;**
- 2 NOTES the majority of respondents indicated that they either strongly support or support all of the proposed new facilities;**
- 3 DOES NOT SUPPORT the petition request to not go ahead with the proposed facilities at Whitfords West Park;**
- 4 ADVISES the lead petitioner of its decision.**

### **ATTACHMENTS**

1. Community Consultation Outcomes Report - Urban Bike Trails project — Proposed new facilities [12.14.1 - 129 pages]
2. Cross-tabulations - Urban Bike Trails project — Proposed new facilities [12.14.2 - 7 pages]

---

## 12.15 PETITION IN RELATION TO THE MAINTENANCE, REPAIR AND UPGRADE OF ELCAR DOG PARK (WARD - NORTH)

<b>WARD</b>	North
<b>RESPONSIBLE DIRECTOR</b>	Mr Nico Claassen Director Infrastructure Services
<b>FILE NUMBER</b>	03429, 05386, 101515
<b>AUTHORITY / DISCRETION</b>	Executive - The substantial direction setting and oversight role of Council, such as adopting plans and reports, accepting tenders, directing operations, setting and amending budgets.

---

### PURPOSE

For Council to consider the petition in relation to a request for a report on the maintenance, repair, and upgrade of the Elcar Park dog exercise area.

### EXECUTIVE SUMMARY

An 82-signature petition from residents of the City of Joondalup was received by Council at its meeting held on 28 November 2023 (CJ222-11/23 refers) which requested that Council:

*“Request the CEO to prepare a report on the maintenance, repair, and upgrade of Elcar Dog Park and to address the following concerns from the community:*

- i) trip hazards and uneven ground;*
- ii) water drainage issues, particularly in autumn/winter;*
- iii) unswept sandy pathways that are unsafe;*
- iv) improving seating with park benches;*
- v) investigate extending the limited area of the dog park;*
- vi) review overall accessibility in accordance with the Age Friendly Plan and Disability Access and Inclusion Plan.”*

The fenced dog exercise area at Elcar Park was opened to the public in October 2019 and it has proven to be a much loved and highly used facility by City residents.

The facility is located on level ground within Elcar park with no steps or level changes and was designed in alignment with feedback received from other Local Governments, provisions of the *Dog Act 1967*, the City's *Age Friendly Plan* and *Access and Inclusion Plan*.

Twice-weekly scheduled maintenance activities are undertaken, which include manual weed control and turf maintenance, raking of sand pits, filling in of holes created by dogs digging and the removal of sand and debris from footpaths (created by dogs digging next to the footpath and leaf litter). Outside of these times, the City relies on dog exercise area users to be conscientious and control their dogs, preventing them from digging holes (which could create a trip hazard) within the turf and garden bed areas, or clean up after using the space.

The rapid wearing out of turf areas is a challenge experienced by all Local Government Areas regarding fenced dog exercise areas despite the best maintenance efforts and regardless of size. Since the facility opened, the Elcar dog exercise area has been experiencing a decline in the turf areas due to wear and uncontrolled digging, particularly in the north-west section of the large dog exercise area. These turf-denuded areas become compacted and can be prone to water pooling in winter.

The City has listed an amount of \$80,000 for consideration by Council in the draft 2024-2025 Capital Works Program to extend the large dog area to provide more space for users which in turn will reduce the impact on the turf.

*It is therefore recommended that Council:*

- 1 *NOTES the extent of the scheduled maintenance activities and additional reactive works undertaken by the City at Elcar Park, Joondalup;*
- 2 *SUPPORTS the extension of the large dog area at the Elcar Park fenced dog exercise area;*
- 3 *NOTES that the City has listed an amount of \$80,000 in the draft 2024-25 Capital Work Program to undertake the works as per Part 2 above, for Council's consideration as part of the draft 2024-25 budget;*
- 4 *NOTES that the proposed extension will require an increase of approximately \$20,000 per annum in the annual maintenance budget;*
- 5 *ADVISES the lead petitioner of Council's decision.*

## **BACKGROUND**

The need for the provision of a fenced dog exercise area was identified by Elected Members during the development of the 2018-19 Capital Works budget and an amount of \$150,000 was allocated in the *2018-19 Capital Works Budget* to progress this.

Following a community engagement process in 2018, Elcar Park, Joondalup was supported by Council as the preferred location for the installation of a fenced dog exercise area, at its meeting held on 19 April 2019 (CJ044-04/19 refers).

During the design process for the Elcar Park dog exercise area, the City engaged with other Local Governments to seek their feedback to inform site selection and design criteria which included the following:

- The need for adequate space between 3,000m<sup>2</sup> and 5,000m<sup>2</sup>.
- The importance of site topography (avoiding steep slopes).
- The availability of natural shade.

- The requirement for irrigated turf, noting the impact dogs exercising will have of the turf durability and quality.
- The provision of long stay seating reduced active supervision of dogs by owners.

Additionally, the use of a fenced dog exercise area does not absolve the requirement for dog owners to comply with the *Dog Act 1976* whereby dog owners must always have control of their dogs.

Taking into account the above, the Elcar Park dog exercise area was designed as a walk-through space where owners could participate in exercise with their animal/s and in this way, be able to keep close control of their dogs. In compliance with the Act, the Elcar dog exercise area rules state the following:

- Dogs must not be left unattended.
- Dogs must be under voice command of their owner at all times.
- Owners are legally responsible for the behaviour of their dog at all times.

The final design for the dog exercise area included:

- two irrigated, fully fenced off-leash dog exercise areas with double gate access
- signage
- natural shade
- drink fountains
- limestone seating walls
- wooden balancing/seating logs
- limestone boulders
- universal access footpaths
- designated digging sand pits
- bins.

The 5,330m<sup>2</sup> facility opened to the public in October 2019 and it has proven to be a much loved and highly used facility by City residents.

Scheduled maintenance is undertaken on Tuesday and Friday each week between 10.30am – 12.00 noon. Depending on the level of maintenance required, the dog exercise area is sometimes closed to the public during this period. The twice-weekly maintenance activities include the following on an 'as required' basis:

- Manual weed control
- Turf maintenance
- Restoration of established garden beds
- Sand pits raking
- Mulching
- Under-pruning trees
- Filling in holes (created by dogs digging up the turf area and garden beds)
- Removal of sand and debris from footpaths (created by dogs digging next to the footpath and leaf litter).

Outside of these times, the City relies on dog exercise area users to be conscientious and control their dogs, preventing them from digging holes (which could create a trip hazard) within the turf and garden bed areas, or clean up after using the space.



Since the facility opened, the dog exercise area has been experiencing a decline in the presentation of the turf areas due to wear and uncontrolled digging despite annual turf renovations. These turf-denuded areas can become compacted and be prone to water pooling in winter.



*Elcar Park October 2019 (Just opened)*



*Elcar Park November 2021*





*Elcar Park October 2023*

It must be noted that the wearing out of turf areas is a challenge experienced by all Local Government Areas who have fenced dog exercise areas. Aerial photographs of various dog parks across Perth Local Governments showing their best turf coverage (usually just after the park opening) in comparison to the worn, absent turf areas experienced later is provided as Attachment 1 to this Report. Some of these Local Governments undertake periodic re-turfing ranging from annual events (like the City of Joondalup) to more infrequent to none.

The City has undertaken regular turf renovation of worn areas at Elcar Park which were caused by overuse, shade, and being too wet, at a cost of \$88,641. The last of these works was identified and undertaken from Monday 13 November until Friday 15 December 2023 when the City was able to line up all the contractors to minimise disruption and the length of time the facility was required to be closed. These modifications to the western end of the large dog area included the following:

- The removal and boxing out of a section of denuded turf.
- Installation of new turf and mulch media.
- Installation of drainage.
- Delineating the area with kerbing.
- Installing climbing rocks and wooden logs.
- Mulching of garden beds.
- Tree pruning.



*Elcar Park December 2023*

An 82-signature petition from residents of the City of Joondalup was received by Council at its meeting held on 28 November 2023 (CJ222-11/23 refers) which requested that Council:

*“Request the CEO to prepare a report on the maintenance, repair, and upgrade of Elcar Dog Park and to address the following concerns from the community:*

- i) trip hazards and uneven ground;*
- ii) water drainage issues, particularly in autumn/winter;*
- iii) unswept sandy pathways that are unsafe;*
- iv) improving seating with park benches;*
- v) investigate extending the limited area of the dog park;*
- vi) review overall accessibility in accordance with the Age Friendly Plan and Disability Access and Inclusion Plan.”*

Council resolved to receive the petition and refer it to the Chief Executive Officer for action.

## **DETAILS**

Elcar Park dog exercise area is a much loved and highly used facility by City residents. Unfortunately, this success comes with its own challenges.

As per the design criteria, the dog exercise area within Elcar Park was located on level ground with no steps or level changes. This also aligned with the objective of the City’s *Age Friendly Plan* to avoid steep inclines or the need for stairs to support mobility, independence and quality of life in outside environments for older people.

It is the City's position that the topography of the site does not contribute to trip hazards from uneven ground, rather, hazards can be attributed to the uncontrolled digging by dogs outside of the designated sand pit areas. These holes are rectified by the City as part of the scheduled maintenance program which, at twice per week, is a higher level of service in comparison to other Local Governments which maintain their dog parks fortnightly (such as City of Perth, City of Gosnells and City of Cockburn). Outside of these times, the City relies on park users to be conscientious and control their dogs, preventing them from digging holes (which could create a trip hazard) within the turf and garden bed areas.

Pathways, designed to comply with universal access standards, were provided within the dog exercise area to ensure easy access for users of all abilities in alignment with the City's *Access and Inclusion Plan* which guides the provision of buildings and facilities that maximise physical accessibility and social inclusivity along with the City's *Age Friendly Plan* that supports the independence of older members of the community in outside environments. As per the twice-weekly scheduled maintenance carried out within the dog exercise area, pathways are swept of sand and debris which is usually created by dogs digging next to the footpath and leaf litter.

Although the design intent was for the creation of a walk-through space where owners stay close to their dog/s, consideration was given, in alignment with the City's *Age Friendly Plan*, for the provision of seating walls. These walls provide temporary respite for users of the space but do not encourage the longer-term separation of dog/s from their owners where the dog could end up at some distance and out of sight and hearing of the owner which reduces the owners' ability to control their dog/s. A reduction in the effective control by dog owners over their dog/s, increases the risk of dog attacks, dog waste and the potential for dogs to cause other damage such as digging. As such the City does not support the provision of formal bench seating in dog exercise areas.

The Elcar Park fenced dog exercise area was divided into two fenced areas – one for large dogs and one for small dogs. Although the large dog area is bigger than the small dog area, it experiences higher levels of turf wear and tear which can also become compacted and be prone to water pooling in winter. The City has therefore listed an amount of \$80,000 for consideration by Council in the draft 2024-2025 Capital Works Program to extend the large dog area to provide more space for users which in turn will reduce the impact on the turf. If supported by Council, the scope will include additional fencing and depending on the final design, may include additional footpaths, gate access, and minor infrastructure such as bollards and irrigation adjustments.

### **Issues and options considered**

Council may choose to:

- support the extension of the large dog area at a capital cost of \$80,000  
or
- not support the extension of the large dog area.

Option 1 is the recommended option.

**Legislation / Strategic Community Plan / Policy implications****Legislation** Not applicable.**10-Year Strategic Community Plan****Key theme** 3. Place.**Outcome** 3-3 Attractive and leafy - you have access to quality public open spaces and enjoy appealing streetscapes.**Policy** Not applicable.**Risk management considerations**

Not applicable.

**Financial / budget implications**

Since its opening in October 2019, the City has undertaken scheduled and reactive maintenance of the Elcar Park dog exercise area. This includes scheduled twice-weekly landscape maintenance, reactive works such as repairs to infrastructure such as fencing and drinking fountains and turf renovations, as detailed below:

<b>Financial Year</b>	<b>Landscaping Maintenance (Scheduled)</b>	<b>Turf Renovation (Reactive)</b>	<b>Other Maintenance (Reactive)</b>	<b>Total Per Annum</b>
2019-20	\$14,592		\$1,659	\$16,252
2020-21	\$11,160	\$29,401	\$1,210	\$41,771
2021-22	\$28,768	\$33,360	\$524	\$62,652
2022-23	\$6,387	\$3,500	\$3,421	\$13,309
2023-24	\$33,926	\$22,400	\$1,647	\$57,972
<b>Sub total</b>	<b>\$94,833</b>	<b>\$88,661</b>	<b>\$8,462</b>	<b>\$191,956</b>

An amount of \$80,000 has been listed for consideration by Council in the draft 2024-2025 Capital Works Program to extend the large dog area to provide more space for users which in turn will reduce the impact on the turf. It must be noted that this extension will likely increase the annual maintenance cost of approximately \$20,000 per annum which may be offset somewhat by lower wear and tear of the turf areas.

**Regional significance**

Not applicable.

**Sustainability implications**

Not applicable.

**Consultation**

Not applicable.

## **COMMENT**

Elcar Dog Park is a high profile, well utilised park with continuous wear concentrated to specific turf and landscape areas within the park. One of the City's challenges is the mismanagement of dogs by their owners who allow the digging of holes in the turf and mulch areas causing sand and debris to be thrown over footpaths.

The dog exercise area is maintained at a high level with twice-weekly maintenance and annual returfing of worn areas. Additional maintenance events would result in additional public closures of the dog exercise area, which will negatively impact the community's access to use the facility.

Dog exercise areas experience a lot of wear and tear and loss of turf areas across all local governments, despite the best maintenance efforts and regardless of size. The extension of the large dog area at Elcar Park will result in the turf wearing out more slowly, however it will not result in a consistently pristine turf area.

## **VOTING REQUIREMENTS**

Simple Majority.

## **RECOMMENDATION**

**That Council:**

- 1       NOTES the extent of the scheduled maintenance activities and additional reactive works undertaken by the City at Elcar Park, Joondalup;**
- 2       SUPPORTS the extension of the large dog area at the Elcar Park fenced dog exercise area;**
- 3       NOTES that the City has listed an amount of \$80,000 in the draft 2024-25 Capital Work Program to undertake the works as per Part 2 above, for Council's consideration as part of the draft 2024-25 budget;**
- 4       NOTES that the proposed extension will require an increase of approximately \$20,000 per annum in the annual maintenance budget;**
- 5       ADVISES the lead petitioner of Council's decision.**

## **ATTACHMENTS**

1.     Local Government - Dog Exercise Areas [**12.15.1** - 4 pages]

**13 REPORTS OF COMMITTEES**

**14 REPORTS OF THE CHIEF EXECUTIVE OFFICER**

**15 URGENT BUSINESS**

**16 MOTIONS OF WHICH PREVIOUS NOTICE HAS BEEN GIVEN**

**16.1 NOTICE OF MOTION NO. 1 – LIFE VAC INSTALLATION AT CITY OF JOONDALUP VENUES**

In accordance with Clause 4.6 of the *City of Joondalup Meeting Procedures Local Law 2013*, Cr Rebecca Pizzey has given notice of her intention to move the following Motion at the Council meeting to be held on 25 June 2024:

**That Council REQUESTS the Chief Executive Officer to prepare a report examining the costs and benefits of the City installing Life Vac airway clearance devices in City managed facilities.**

**REASON FOR MOTION**

The reason for this motion is to help prevent further deaths from airway occlusion in City of Joondalup managed facilities and places.

**OFFICER'S COMMENT**

A report can be prepared.

**17 ANNOUNCEMENTS OF NOTICES OF MOTION FOR THE NEXT MEETING**

**18 CLOSURE**





**DECLARATION OF  
FINANCIAL INTEREST / INTEREST THAT MAY AFFECT IMPARTIALITY /  
PROXIMITY INTEREST**

**To: CHIEF EXECUTIVE OFFICER  
CITY OF JOONDALUP**

<b>Name / Position</b>		
<b>Meeting Type</b>		
<b>Meeting Date</b>		
<b>Item No. / Subject</b>		
<b>Nature of Interest</b>	Financial Interest * Proximity Interest* Interest that may affect impartiality*	<i>*Delete where not applicable</i>
<b>Extent of Interest</b>		
<b>Signature</b>		
<b>Date</b>		

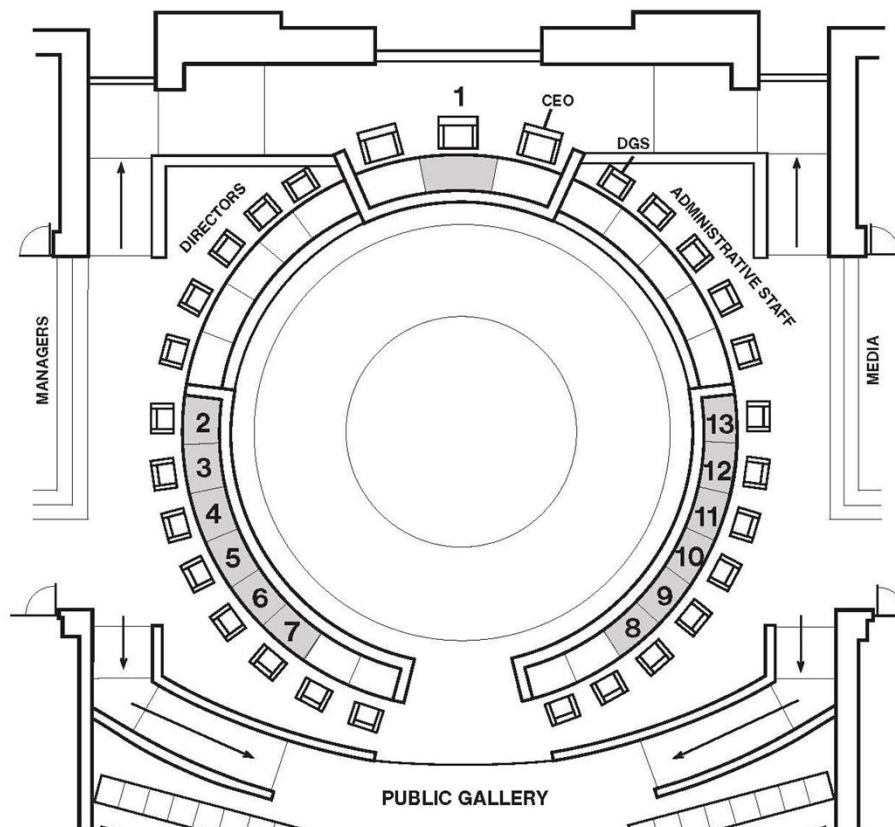
Section 5.65(1) of the *Local Government Act 1995* states that:

*"A member who has an interest in any matter to be discussed at a Council or Committee meeting that will be attended by that member must disclose the nature of the interest:*

- (a) *in a written notice given to the CEO before the meeting; or*
- (b) *at the meeting immediately before the matter is discussed."*



## Council Chamber – Seating Diagram



### Mayor

1 His Worship the Mayor, Hon. Albert Jacob (Term expires 10/25)

### North Ward

- 2 Cr Adrian Hill (Term expires 10/25)
- 3 Cr Lewis Hutton (Term expires 10/27)

### North-Central Ward

- 4 Cr Daniel Kingston (Term expires 10/25)
- 5 Cr Nige Jones (Term expires 10/27)

### Central Ward

- 6 Cr Christopher May, JP (Term expires 10/25)
- 7 Cr Rebecca Pizzey (Term expires 10/27)

### South-West Ward

- 8 Cr Christine Hamilton-Prime, JP (Term expires 10/25)
- 9 Cr Phillip Vinciullo (Term expires 10/27)

### South-East Ward

- 10 Cr John Chester (Term expires 10/25)
- 11 Cr Rohan O'Neill (Term expires 10/27)

### South Ward

- 12 Cr Russ Fishwick, JP (Term expires 10/25)
- 13 Cr John Raftis (Term expires 10/27)



## **25 JUNE 2024 - ORDINARY MEETING OF COUNCIL - AGENDA ATTACHMENTS**

<b>12.1 DEVELOPMENT AND SUBDIVISION APPLICATIONS - APRIL 2024 (WARD – ALL).....</b>	<b>4</b>
12.1.1 DEVELOPMENT APPLICATIONS DETERMINED - APRIL 2024.....	4
12.1.2 SUBDIVISION REFERRALS - APRIL 2024.....	8
<b>12.2 EXECUTION OF DOCUMENTS (WARD - ALL).....</b>	<b>9</b>
12.2.1 SIGNING AND SEALING REGISTER FROM 20 APRIL 2024 TO 24 MAY 2024.....	9
<b>12.3 OUTCOMES OF COMMUNITY CONSULTATION - DRAFT EXPANDING HORIZONS 2033 ECONOMIC DEVELOPMENT STRATEGY (WARD – ALL).....</b>	<b>10</b>
12.3.1 ECONOMIC DEVELOPMENT STRATEGY COMMUNITY CONSULTATION OUTCOMES REPORT (PDF).....	10
12.3.2 EXPANDING HORIZONS (WITH TRACK CHANGES).....	59
12.3.3 EXPANDING HORIZONS (FINAL).....	81
<b>12.4 STATUS OF COUNCIL DECISIONS - APRIL 2024 (WARD - ALL).....</b>	<b>103</b>
12.4.1 ACTIONS REGISTER AS AT 27 MAY 2024.....	103
<b>12.5 STATUS OF PETITIONS (WARD - ALL).....</b>	<b>152</b>
12.5.1 STATUS OF PETITIONS - JUNE 2024.....	152
<b>12.6 ANNUAL REVIEW OF THE CORPORATE BUSINESS PLAN (WARD -.....)</b>	<b>162</b>
12.6.1 DRAFT CORPORATE BUSINESS PLAN 2024–2028.....	162
<b>12.7 DRAFT CLIMATE CHANGE PLAN 2024 – 2034 (WARD – ALL).....</b>	<b>287</b>
12.7.1 DRAFT CLIMATE CHANGE PLAN 2024 - 2034.....	287
12.7.2 CLIMATE CHANGE SURVEY COMMUNITY CONSULTATION OUTCOMES REPORT.....	361

**12.8 ORGANISATIONAL REVIEW OF THE CITY OF JOONDALUP (WARD -.....393**

12.8.1 COUNCIL MINUTE - NOTICE OF MOTION - 23 AUGUST 2023.....393

12.8.2 RFQ DOCUMENT - PREPARATION OF A REQUEST FOR TENDER TO  
APPOINT A CONSULTANT FOR AN ORGANISATIONAL REVIEW OF THE CITY  
OF JOONDALUP.....396

**12.9 LIST OF PAYMENTS MADE DURING THE MONTH OF APRIL 2024 (WARD -  
ALL).....408**

12.9.1 CHIEF EXECUTIVE OFFICERS DELEGATED MUNICIPAL PAYMENT LIST  
FOR THE MONTH OF APRIL 2024.....408

12.9.2 CHIEF EXECUTIVE OFFICERS DELEGATED MUNICIPAL PAYMENT LIST  
(BOND REFUNDS) FOR THE MONTH APRIL 2024.....484

12.9.3 MUNICIPAL VOUCHERS FOR THE MONTH OF APRIL 2024.....486

**12.10 FINANCIAL ACTIVITY STATEMENT FOR APRIL 2024 (WARD - ALL).....487**

12.10.1 FINANCIAL ACTIVITY STATEMENT - APRIL 2024.....487

12.10.2 STATEMENT OF FINANCIAL POSITION - APRIL 2024.....488

12.10.3 INVESTMENT REPORT - APRIL 2024.....489

12.10.4 SUPPORTING COMMENTARY - APRIL 2024.....490

**12.11 CARD TRANSACTIONS FOR THE MONTH OF APRIL 2024 (WARD -.....498**

12.11.1 CORPORATE CREDIT CARD TRANSACTIONS REPORT - APRIL.....498

12.11.2 FUEL CARD TRANSACTIONS REPORT - APRIL 2024.....500

**12.12 TENDER 015/24 PLUMBING MAINTENANCE SERVICES AND MINOR  
PLUMBING WORKS OF VALUE LESS THAN \$100,000 (WARD - ALL).....513**

12.12.1 SCHEDULE OF ITEMS 015-24.....513

12.12.2 SUMMARY OF SUBMISSIONS 015-24.....516

**12.13 PROPOSED REVOCATION OF MANAGEMENT ORDER FOR RESERVE**

**49462 - BRAMSTON PARK (WARD - NORTH).....523**

12.13.1 SITE PLAN - BRAMSTON PARK AND BURNS BEACH PRIMARY.....523

**12.14 OUTCOMES OF COMMUNITY CONSULTATION - URBAN BIKE TRAILS**

**PROJECT - PROPOSED NEW FACILITIES (WARD - ALL).....524**

12.14.1 COMMUNITY CONSULTATION OUTCOMES REPORT - URBAN BIKE  
TRAILS PROJECT — PROPOSED NEW FACILITIES.....524

12.14.2 CROSS-TABULATIONS - URBAN BIKE TRAILS PROJECT — PROPOSED  
NEW FACILITIES.....653

**12.15 PETITION IN RELATION TO THE MAINTENANCE, REPAIR AND UPGRADE  
OF ELCAR DOG PARK (WARD - NORTH).....660**

12.15.1 LOCAL GOVERNMENT - DOG EXERCISE AREAS.....660

ATTACHMENT NO: 1

Monthly Development Applications Determined - April 2024

Ward	DA Number	Receive Date	Application Details	Property Address	Estimated Cost	Stage Decision
Central	DA22/0705.01	07/03/24	SINGLE HOUSE (new dwelling - amendment to previously approved DA22/0705)	4B Page Drive MULLALOO WA 6027	\$0.00	Approved
Central	DA23/0672	06/09/23	HOLIDAY HOUSE (change of use)	19A Walcha Street MULLALOO WA 6027	\$0.00	Approved
Central	DA23/0727	21/09/23	SINGLE HOUSE (new dwelling)	250 Eddystone Avenue BELDON WA 6027	\$254,809.00	Approved
Central	DA23/0852	08/11/23	GROUPED DWELLING (new dwelling)	6A Orion Court CRAIGIE WA 6025	\$236,363.00	Approved
Central	DA24/0058	24/01/24	GROUPED DWELLING (new dwelling)	72 Trailwood Drive WOODVALE WA 6026	\$364,888.00	Approved
Central	DA24/0088	07/02/24	SINGLE HOUSE (carport addition)	12 Lillian Court BELDON WA 6027	\$5,000.00	Approved
Central	DA24/0142	16/02/24	SINGLE HOUSE (garage addition and additions)	2 Coma Place BELDON WA 6027	\$200,000.00	Approved
Central	DA24/0155	29/02/24	SINGLE HOUSE (additions)	6 Datum Place MULLALOO WA 6027	\$200,000.00	Approved
Central	DA24/0161	27/02/24	SINGLE HOUSE (additions)	28 Redfin Crescent BELDON WA 6027	\$60,000.00	Approved
Central	DA24/0164	29/02/24	SINGLE HOUSE (outbuilding addition)	4 Mair Place MULLALOO WA 6027	\$13,491.00	Approved
Central	DA24/0171	06/03/24	SINGLE HOUSE (carport addition)	9 Alice Drive MULLALOO WA 6027	\$5,000.00	Approved
Central	DA24/0191	07/03/24	GROUPED DWELLING (patio addition)	7 Scaphella Avenue MULLALOO WA 6027	\$13,400.00	Approved
Central	DA24/0192	05/03/24	SINGLE HOUSE (ancillary dwelling)	48 Korella Street MULLALOO WA 6027	\$340,000.00	Approved
Central	DA24/0194	06/03/24	SINGLE HOUSE (outbuilding addition)	11 Sophora Place WOODVALE WA 6026	\$3,500.00	Approved
Central	DA24/0209	13/03/24	SINGLE HOUSE (patio addition)	2 Camberwarra Drive CRAIGIE WA 6025	\$7,000.00	Approved
Central	DA24/0220	19/03/24	SINGLE HOUSE (siteworks)	23 West View Boulevard MULLALOO WA 6027	\$8,000.00	Approved
Central	DA24/0222	15/03/24	GROUPED DWELLING (patio addition)	9 Vitex Court WOODVALE WA 6026	\$7,240.00	Approved
Central	DA24/0230	19/03/24	SINGLE HOUSE (additions)	7 Triton Place MULLALOO WA 6027	\$49,000.00	Approved
Central	DA24/0256	27/03/24	SINGLE HOUSE (outbuilding addition)	35 Chadstone Road CRAIGIE WA 6025	\$18,672.00	Approved
Central	DA24/0268	04/04/24	SINGLE HOUSE (patio addition)	10 Leopold Court WOODVALE WA 6026	\$18,135.00	Approved
North	DA21/1296.01	04/12/23	OFFICE (temporary car parking - modifications to previous DA21/1296)	380 Joondalup Drive JOONDALUP WA 6027	\$150,000.00	Approved
North	DA23/0712	18/09/23	HOLIDAY HOUSE (change of use)	29 Whitehaven Avenue BURNS BEACH WA 6028	\$0.00	Approved
North	DA24/0024	09/01/24	SINGLE HOUSE (new two storey dwelling)	32 Reefview Rise BURNS BEACH WA 6028	\$1,319,171.00	Approved
North	DA24/0044	18/01/24	SHOP (signage and additions)	Shop 1/8 Dwyer Turn JOONDALUP WA 6027	\$13,500.00	Approved
North	DA24/0068	26/01/24	SINGLE HOUSE (new two storey dwelling)	8 Reefview Rise BURNS BEACH WA 6028	\$400,000.00	Approved

ATTACHMENT NO: 1

PAGE NO: 2 of 4

Ward	DA Number	Receive Date	Application Details	Property Address	Estimated Cost	Stage Decision
North	DA24/0099	08/02/24	SINGLE HOUSE (additions)	27 Amadeus Gardens JOONDALUP WA 6027	\$40,000.00	Approved
North	DA24/0121	19/02/24	SINGLE HOUSE (new two-storey dwelling)	22 Ipanema Street BURNS BEACH WA 6028	\$900,000.00	Approved
North	DA24/0129	23/02/24	SINGLE HOUSE (patio addition)	9 Westwind Place CURRAMBINE WA 6028	\$6,600.00	Approved
North	DA24/0143	16/02/24	SHOP (signage additions)	Kinross Central Shopping Centre 3 Selkirk Drive KINROSS WA 6028	\$17,000.00	Approved
North	DA24/0165	23/02/24	SINGLE HOUSE (patio addition)	8 Highcliffe Rise CURRAMBINE WA 6028	\$9,900.00	Approved
North	DA24/0196	07/03/24	SINGLE HOUSE (patio addition)	2 Manitoba Court JOONDALUP WA 6027	\$14,000.00	Approved
NorthCentr	DA23/0711	18/09/23	SINGLE HOUSE (additions)	11 Apalie Trail EDGEWATER WA 6027	\$50,000.00	Approved
NorthCentr	DA23/0756	04/10/23	SINGLE HOUSE AND ANCILLARY DWELLING (new two storey dwelling)	147 Edgewater Drive EDGEWATER WA 6027	\$950,000.00	Approved
NorthCentr	DA23/0978	21/12/23	GROUPED DWELLING (two new dwellings)	4 Milne Court OCEAN REEF WA 6027	\$875,000.00	Approved
NorthCentr	DA23/0979	20/12/23	SINGLE HOUSE (new two storey dwelling)	9 Marybrook Road HEATHRIDGE WA 6027	\$350,000.00	Approved
NorthCentr	DA23/0990	21/12/23	GROUPED DWELLING (new dwelling and additions and modifications to existing dwelling)	57 Treetop Avenue EDGEWATER WA 6027	\$250,000.00	Approved
NorthCentr	DA24/0081	02/02/24	SINGLE HOUSE (deck, screening and retaining wall additions)	9 Windward Loop OCEAN REEF WA 6027	\$13,000.00	Approved
NorthCentr	DA24/0087	05/02/24	SINGLE HOUSE (new dwelling)	12 Traine Court HEATHRIDGE WA 6027	\$403,429.00	Approved
NorthCentr	DA24/0089	07/02/24	SINGLE HOUSE (new dwelling)	44 Harvest Loop EDGEWATER WA 6027	\$348,646.00	Approved
NorthCentr	DA24/0103	09/02/24	SINGLE HOUSE (new dwelling)	42 Harvest Loop EDGEWATER WA 6027	\$354,623.00	Approved
NorthCentr	DA24/0163	28/02/24	SINGLE HOUSE (patio addition)	4 Gold Lane ILUKA WA 6028	\$13,600.00	Approved
NorthCentr	DA24/0203	11/03/24	SINGLE HOUSE (additions)	15 Tyrrell Court EDGEWATER WA 6027	\$300,000.00	Approved
NorthCentr	DA24/0218	14/03/24	SINGLE HOUSE (outbuilding addition)	5 St Georges Court CONNOLLY WA 6027	\$18,000.00	Approved
NorthCentr	DA24/0233	21/03/24	SINGLE HOUSE (outbuilding addition)	21 Prince Regent Drive HEATHRIDGE WA 6027	\$17,500.00	Approved
NorthCentr	DA24/0238	19/03/24	SINGLE HOUSE (patio addition)	5 Regatta Drive EDGEWATER WA 6027	\$10,500.00	Approved
NorthCentr	DA24/0239	21/03/24	SINGLE HOUSE (outbuilding addition)	12 Crowther Elbow OCEAN REEF WA 6027	\$80,000.00	Approved
NorthCentr	DA24/0246	25/03/24	SINGLE HOUSE (patio addition)	49A Ellendale Drive HEATHRIDGE WA 6027	\$6,300.00	Approved
NorthCentr	DA24/0249	22/03/24	SINGLE HOUSE (outbuilding addition)	23 Strombus Way HEATHRIDGE WA 6027	\$12,590.00	Approved
NorthCentr	DA24/0261	27/03/24	GROUPED DWELLING (patio addition)	9/200 Fairway Circle CONNOLLY WA 6027	\$9,660.00	Approved
South	DA23/0798	19/10/23	GROUPED DWELLING (two new dwellings)	11 Maple Mews DUNCRAIG WA 6023	\$671,030.00	Approved
South	DA23/0881	17/11/23	GROUPED DWELLING (two new two storey dwellings)	26 Tristania Rise DUNCRAIG WA 6023	\$1,073,000.00	Approved
South	DA24/0004	22/12/23	SINGLE HOUSE (siteworks)	27 Stawell Way PADBURY WA 6025	\$6,000.00	Approved

ATTACHMENT NO: 1

Ward	DA Number	Receive Date	Application Details	Property Address	Estimated Cost	Stage Decision
South	DA24/0026	09/01/24	SINGLE HOUSE (new dwelling)	7 Currajong Road DUNCRAIG WA 6023	\$391,230.00	Approved
South	DA24/0060	25/01/24	SINGLE HOUSE (ground floor & upper floor additios)	10 Partlet Road DUNCRAIG WA 6023	\$80,000.00	Approved
South	DA24/0093	07/02/24	SINGLE HOUSE (ancillary dwelling)	5 Paterson Place PADBURY WA 6025	\$48,000.00	Approved
South	DA24/0144	19/02/24	SINGLE HOUSE (carport addition)	3 Edna Way DUNCRAIG WA 6023	\$6,800.00	Approved
South	DA24/0145	19/02/24	CHILD CARE PREMISES (shade sail additions)	Jellybeans Child Care Centre Padbury 78 Warburton Avenue PADBURY WA 6025	\$10,100.00	Approved
South	DA24/0152	21/03/24	SINGLE HOUSE (first floor addition)	30 Duncraig Road DUNCRAIG WA 6023	\$405,000.00	Approved
South	DA24/0160	27/02/24	SINGLE HOUSE (carport addition)	15 Barrallier Way PADBURY WA 6025	\$4,000.00	Approved
South	DA24/0162	28/02/24	SINGLE HOUSE (carport addition)	154 Lilburne Road DUNCRAIG WA 6023	\$15,070.00	Approved
South	DA24/0177	29/02/24	SINGLE HOUSE (carport addition)	49 Marri Road DUNCRAIG WA 6023	\$7,400.00	Approved
South	DA24/0195	07/03/24	SINGLE HOUSE (patio addition)	33 Cimbrook Way DUNCRAIG WA 6023	\$18,720.00	Approved
South	DA24/0206	11/03/24	GROUPED DWELLING (patio addition)	22/7 Chessell Drive DUNCRAIG WA 6023	\$14,450.00	Approved
South	DA24/0248	22/03/24	SINGLE HOUSE (additions)	10 Sandstone Place MARMION WA 6020	\$258,335.00	Approved
South	DA24/0254	25/03/24	SINGLE HOUSE (outbuilding addition)	10 Cimbrook Way DUNCRAIG WA 6023	\$18,000.00	Approved
SouthEast	DA23/0731	22/09/23	SINGLE DWELLING (new dwelling)	50A Aberdare Way WARWICK WA 6024	\$305,135.00	Approved
SouthEast	DA23/0758	05/10/23	GROUPED DWELLING (three new dwellings)	11 Dugdale Street WARWICK WA 6024	\$550,000.00	Approved
SouthEast	DA23/0849	07/11/23	SINGLE HOUSE (additions)	19 Bouvardia Way GREENWOOD WA 6024	\$18,000.00	Approved
SouthEast	DA24/0016	09/01/24	SINGLE HOUSE (garage addition)	6 Plover Way KINGSLEY WA 6026	\$100,000.00	Approved
SouthEast	DA24/0070	26/01/24	SINGLE HOUSE outbuilding - retrospective)	3 Callistemon Street GREENWOOD WA 6024	\$2,900.00	Approved
SouthEast	DA24/0125	20/02/24	SINGLE HOUSE (front fence addition)	168 Kingsley Drive KINGSLEY WA 6026	\$7,200.00	Approved
SouthEast	DA24/0126	19/02/24	SINGLE HOUSE (retaining wall and front fence)	41 Drayton Green Way KINGSLEY WA 6026	\$10,000.00	Approved
SouthEast	DA24/0135	15/02/24	SINGLE HOUSE (carport addition)	14 Ferncroft Way KINGSLEY WA 6026	\$10,000.00	Approved
SouthEast	DA24/0141	26/02/24	SINGLE HOUSE (carport and patio addtition)	8 Cobradah Way KINGSLEY WA 6026	\$24,738.00	Approved
SouthEast	DA24/0166	27/02/24	SINGLE HOUSE (patio addition)	81 Mulligan Drive GREENWOOD WA 6024	\$7,000.00	Approved
SouthEast	DA24/0169	27/02/24	SINGLE HOUSE (carport and patio additions)	12 New Cross Road KINGSLEY WA 6026	\$19,990.00	Approved
SouthEast	DA24/0184	01/03/24	SINGLE HOUSE (new dwelling)	31 Tuart Road GREENWOOD WA 6024	\$400,000.00	Approved
SouthEast	DA24/0210	12/03/24	SINGLE HOUSE (ancillary dwelling and patio addition)	6 Martin Place GREENWOOD WA 6024	\$120,000.00	Approved
SouthEast	DA24/0214	18/03/24	SINGLE HOUSE (outbuilding and patio additions)	8 Beaumont Way GREENWOOD WA 6024	\$40,000.00	Approved
SouthEast	DA24/0240	21/03/24	GROUPED DWELLING (patio addition)	6A Menai Retreat GREENWOOD WA 6024	\$3,470.00	Approved

ATTACHMENT NO: 1

Ward	DA Number	Receive Date	Application Details	Property Address	Estimated Cost	Stage Decision
SouthEast	DA24/0242	22/03/24	SINGLE HOUSE (patio additions)	2 Ursa Place KINGSLEY WA 6026	\$15,000.00	Approved
SouthEast	DA24/0244	20/03/24	GROUPED DWELLING (additions)	10A Barnet Place KINGSLEY WA 6026	\$218,600.00	Approved
SouthWest	DA23/0740	28/09/23	SINGLE HOUSE (new dwelling)	2A Alycon Place KALLAROO WA 6025	\$334,201.00	Approved
SouthWest	DA23/0821	25/10/23	SINGLE HOUSE (new three storey dwelling with basement)	1 Quay Court SORRENTO WA 6020	\$2,700,000.00	Approved
SouthWest	DA23/0854	07/11/23	SINGLE HOUSE (new two storey dwelling)	16 Parker Avenue SORRENTO WA 6020	\$900,000.00	Approved
SouthWest	DA23/0929	06/12/23	SINGLE HOUSE (garage addition)	196 Waterford Drive HILLARYS WA 6025	\$70,000.00	Approved
SouthWest	DA23/0987	20/12/23	SINGLE HOUSE (new dwelling)	14 Centaur Street KALLAROO WA 6025	\$508,134.00	Approved
SouthWest	DA23/0992	21/12/23	SINGLE HOUSE (additions)	22 Fairlight Rise KALLAROO WA 6025	\$275,000.00	Approved
SouthWest	DA24/0002	03/01/24	SINGLE HOUSE (additions)	5 Ross Avenue SORRENTO WA 6020	\$300,000.00	Approved
SouthWest	DA24/0067	25/01/24	SINGLE HOUSE (additions)	110 Lymburner Drive HILLARYS WA 6025	\$300,000.00	Approved
SouthWest	DA24/0130	19/02/24	SINGLE HOUSE (outbuilding addition)	1 Nautilus Way KALLAROO WA 6025	\$19,600.00	Approved
SouthWest	DA24/0138	28/02/24	SINGLE HOUSE (carport addition)	12 Lygnern Crescent KALLAROO WA 6025	\$20,000.00	Approved
SouthWest	DA24/0149	20/03/24	SINGLE HOUSE (patio addition and front fence addition)	22 Cowper Road SORRENTO WA 6020	\$12,000.00	Approved
SouthWest	DA24/0178	01/03/24	SINGLE HOUSE (outbuilding addition)	4 Conroy Place HILLARYS WA 6025	\$21,053.00	Approved
SouthWest	DA24/0182	05/03/24	SINGLE HOUSE (patio addition)	94 Parnell Avenue SORRENTO WA 6020	\$18,000.00	Approved
SouthWest	DA24/0257	27/03/24	SINGLE HOUSE (patio addition)	16 Kirribilli Court KALLAROO WA 6025	\$26,800.00	Approved
<b>96</b>					<b>\$19,121,473.00</b>	

ATTACHMENT NO: 2

Monthly Subdivision Application Recommendations to Western Australian Planning Commission - April 2024

Ward	SU Number	Received Date	Application Details	Property Address	Recommendation
NorthCentr	SU174-24	11/03/24	2 strata residential lots	110 Constellation Drive OCEAN REEF WA 6027	NotSupport
SouthEast	SU156-24	02/03/24	3 strata residential lots	5 Barnsbury Road WARWICK WA 6024	Support
SouthEast	SU169-24	08/03/24	2 strata residential lots	60 Ballantine Road WARWICK WA 6024	Support
3					



SIGNING AND COMMON SEAL REGISTER

DATE	ITEM #	TYPE OF DOCUMENT	DIRECTORATE	PROPERTY	DESCRIPTION	FILE REFERENCE	SIGNED CM REFERENCE	Submitted to Council
30/04/2024	41	Section 70A Notification	Planning and Community Development	Lot 2 (25) Fortescue Loop, Heathridge	In accordance with condition 8 of development approval DA23/0615, a notification on title is required to advise current and future owners that the subject site is located within a transport corridor and may be affected by transport noise.	68485	INT24/24799	11/06/2024



# COMMUNITY CONSULTATION OUTCOMES REPORT

Draft Expanding Horizons 2033  
Economic Development Strategy

## CONTENTS

OVERVIEW.....	3
STAKEHOLDERS.....	4
CONSULTATION MATERIALS .....	5
RESPONSE RATE .....	7
RESPONDENT ADDRESS.....	8
OUTCOMES .....	9
APPENDIX.....	10

## OVERVIEW

The community was invited to provide feedback from Thursday 14 March 2024 to Friday 5 April 2024 on the City's draft Expanding Horizons 2033 Economic Development Strategy. The closing date was later extended to Friday 12 April 2024 to enable submissions from additional stakeholders.

A total of 38 submissions were received during the consultation period. This included a submission from North Metropolitan TAFE and a submission from Element Advisory on behalf of Leadlease (Lakeside Joondalup Shopping City).

Common themes identified in the submissions included:

- Support for the priorities identified in the draft strategy.
- Suggestions for different measure of success/comments about the measures included in the draft strategy.
- Comments related to innovation and start-ups.
- Suggestions for additional themes or topics (eg sustainability).
- Other miscellaneous comments not related to the draft strategy.

## STAKEHOLDERS

A total of 28 stakeholders were directly engaged by the City of Joondalup. Stakeholders identified included:

- Industry groups/peak bodies (2)
  - Joondalup Joint Economic Development Initiative
  - Joondalup Business Association
- Resident/ratepayer groups (17)
  - Beldon Residents Association Inc
  - Burns Beach Residents Association Inc
  - Connolly Residents Association
  - Currambine Residents' Association
  - Edgewater Community Residents' Association
  - Harbour Rise Home Owners Association Inc
  - Heathridge Residents' Association
  - Iluka Homeowners Association
  - Kallaroo Residents' Association
  - Kingsley & Greenwood Residents Association
  - Marmion, Sorrento, Duncraig Progress and Ratepayers Association
  - Mullaloo Beach Community Group Inc
  - North Shore Country Club and Residents Association
  - Padbury Residents' Association Inc
  - Warwick Residents' Group
  - Whitford Community, Ratepayers & Recreation Association Inc
  - Woodvale Waters Landowners Association
- Key business stakeholders (5)
  - Joondalup Health Campus
  - Hillarys Boat Harbour
  - Lakeside Joondalup Shopping City
  - Westfield Whitford City
  - Warwick Grove
- Local educational institutions (4)
  - Edith Cowan University
  - North Metropolitan TAFE
  - Australia Medical Association College
  - Western Australian Police Academy


Additional stakeholders, including interested residents and ratepayers, were also indirectly engaged by the City via the consultation materials described overleaf.

## CONSULTATION MATERIALS

Industry groups/peak bodies and resident/ratepayer groups and were sent emails on 14 March 2024 containing a link to the draft Expanding Horizons 2033 Economic Development Strategy. These stakeholders were directed via the email to the City's website to complete an online comment form.

Key business stakeholders and local educational institutions were sent emails with formal letters attached on 18 March 2024. These stakeholders were directed via the letter to the City's website to review the draft Expanding Horizons 2033 Economic Development Strategy and complete an online comment form.

**Email to industry groups/peak bodies, email to resident/ratepayer groups, email and letter to key business stakeholders and local educational institutions (see Appendix 1–4 for full):**



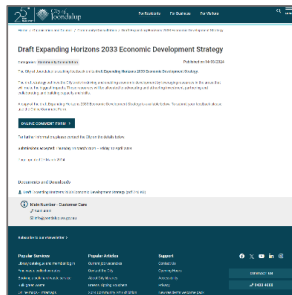
**Online comment form (see Appendix 5 for full):**

The image shows a screenshot of the online comment form. The form is titled "City of Joondalup Draft Expanding Horizons 2033 Economic Development Strategy Online Comment Form". It includes a section for "Your contact details" with fields for Full Name, Email Address, Phone, and Postcode. There is also a section for "Are you providing feedback on behalf of an organisation?" with a checkbox and a field for Organisation Name. The form also includes a disclaimer about the confidentiality of the information provided.

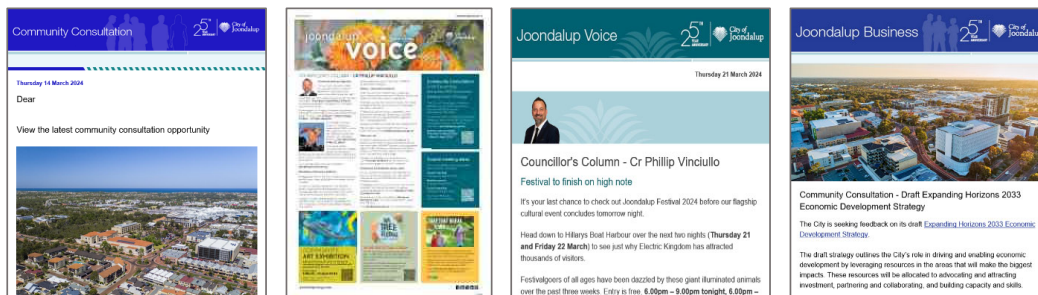
In addition to directly contacting identified stakeholders via email, the City advertised the consultation to other community members via the following means:

- Webpage linked through the Community Consultation section of the City's website visible from Thursday 14 March 2024 to Friday 12 April 2024.
- Item published in the Community Consultation eNewsletter emailed to subscribers on Thursday 14 March 2024.
- Joondalup Voice item published in the *PerthNow Joondalup* community newspaper on Thursday 21 March 2024, and emailed to subscribers of the Joondalup Voice eNewsletter on 21 March 2024.
- Facebook post published through the City's Facebook account on Thursday 14 March 2024.
- LinkedIn post published through the City's LinkedIn account on Thursday 14 March 2024.

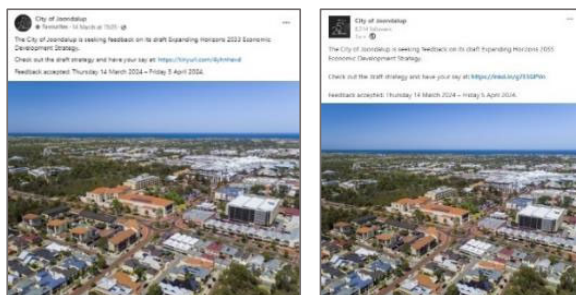
**Community Consultation webpage (see Appendix 6 for full):**



**Community Consultation eNewsletter, Joondalup Voice (community newspaper), Joondalup Voice eNewsletter, and Joondalup Business eNewsletter (see Appendix 7–10 for full):**



**Facebook and LinkedIn posts (see Appendix 11–12 for full):**



## RESPONSE RATE

The City collected a total of 38 valid responses throughout the 30-day advertised consultation period. Responses that were considered valid include all those which contained contact details enabling identification and were submitted within the advertised timeframe.

Of the 38 submissions received, one was from North Metropolitan TAFE and one was a submission from Element Advisory on behalf of Leadlease (Lakeside Joondalup Shopping City). This indicates a 7.1% response rate for stakeholders who were directly engaged. This data is shown in the table below.

	Invited to comment	Response received	Response rate
	N	N	%
<b>Submissions received by stakeholder type:</b>			
<b>Industry groups/peak bodies</b>	<b>2</b>	<b>0</b>	<b>0.0%</b>
Joondalup Joint Economic Development Initiative	1	0	0.0%
Joondalup Business Association	1	0	0.0%
<b>Resident/ratepayer groups</b>	<b>17</b>	<b>0</b>	<b>0.0%</b>
Beldon Residents Association Inc	1	0	0.0%
Burns Beach Residents Association Inc	1	0	0.0%
Connolly Residents Association	1	0	0.0%
Currambine Residents' Association	1	0	0.0%
Edgewater Community Residents' Association	1	0	0.0%
Harbour Rise Home Owners Association Inc	1	0	0.0%
Heathridge Residents' Association	1	0	0.0%
Iluka Homeowners Association	1	0	0.0%
Kallaroo Residents' Association	1	0	0.0%
Kingsley & Greenwood Residents Association	1	0	0.0%
Marmion, Sorrento, Duncraig Progress and Ratepayers Association	1	0	0.0%
Mullaloo Beach Community Group Inc	1	0	0.0%
North Shore Country Club and Residents Association	1	0	0.0%
Padbury Residents' Association Inc	1	0	0.0%
Warwick Residents' Group	1	0	0.0%
Whitford Community, Ratepayers & Recreation Association Inc	1	0	0.0%
Woodvale Waters Landowners Association	1	0	0.0%
<b>Key businesses stakeholders</b>	<b>5</b>	<b>1</b>	<b>20.0%</b>
Joondalup Health Campus	1	0	0.0%
Hillarys Boat Harbour	1	0	0.0%
Lakeside Joondalup Shopping City	1	1	100.0%
Westfield Whitford City	1	0	0.0%
Warwick Grove	1	0	0.0%
<b>Local schools/educational institutions</b>	<b>4</b>	<b>1</b>	<b>25.0%</b>
Edith Cowan University	1	0	0.0%
North Metropolitan TAFE	1	1	100.0%
Australia Medical Association College	1	0	0.0%
Western Australian Police Academy	1	0	0.0%
<b>Individual community members (engaged indirectly)</b>	<b>—</b>	<b>36</b>	<b>—</b>
<b>Total response rate (engaged directly)</b>	<b>28</b>	<b>2</b>	<b>7.1%</b>
<b>Total responses</b>	<b>—</b>	<b>38</b>	<b>—</b>

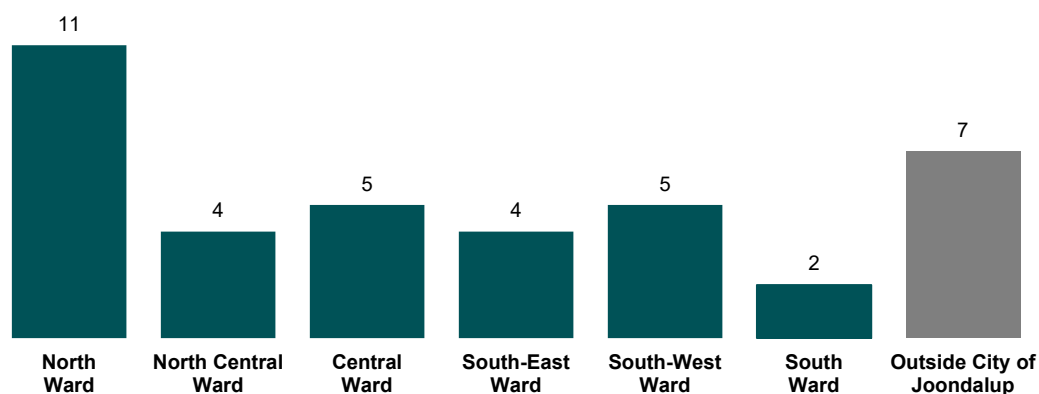


## RESPONDENT ADDRESS

Respondents were asked to provide their contact address. This data is shown in the table and chart below for suburb and ward.

Responses received by ward and suburb:	N	%
<b>City of Joondalup</b>	<b>31</b>	<b>81.6%</b>
<b>North Ward</b>	<b>11</b>	<b>28.9%</b>
Burns Beach	2	5.3%
Currambine	0	0.0%
Joondalup	9	23.7%
Kinross	0	0.0%
<b>North Central Ward</b>	<b>4</b>	<b>10.5%</b>
Connolly	1	2.6%
Edgewater	1	2.6%
Heathridge	1	2.6%
Iluka	0	0.0%
Ocean Reef	1	2.6%
<b>Central Ward</b>	<b>5</b>	<b>13.2%</b>
Beldon	0	0.0%
Craigie	0	0.0%
Mullaloo	4	10.5%
Woodvale	1	2.6%
<b>South-East Ward</b>	<b>4</b>	<b>10.5%</b>
Greenwood	0	0.0%
Kingsley	3	7.9%
Warwick	1	2.6%
<b>South-West Ward</b>	<b>5</b>	<b>13.2%</b>
Hillarys	1	2.6%
Kallaroo	4	10.5%
Sorrento	0	0.0%
<b>South Ward</b>	<b>2</b>	<b>5.3%</b>
Duncraig	1	2.6%
Marmion	0	0.0%
Padbury	1	2.6%
<b>Outside City of Joondalup</b>	<b>7</b>	<b>18.4%</b>
<b>Total responses</b>	<b>38</b>	<b>100.0%</b>

Responses received by ward and suburb:



## OUTCOMES

### QUESTION: “Please provide your feedback on the draft Expanding Horizons 2033 Economic Development Strategy”

Respondents were asked to provide their feedback on the City’s draft Expanding Horizons 2033 Economic Development Strategy. Common themes identified in the submissions included:

- Support for the priorities identified in the draft strategy.
- Suggestions for different measure of success/comments about the measures included in the draft strategy.
- Comments related to innovation and start-ups.
- Suggestions for additional themes or topics (eg sustainability).
- Other miscellaneous comments not related to the draft strategy.

The comments from the 36 community members are provided verbatim in Appendix 13. The submissions from the identified stakeholders, North Metropolitan TAFE and Element Advisory on behalf of Leadlease (Lakeside Joondalup Shopping City), are shown in full at Appendix 14–15.

## APPENDIX 1 — Email to industry groups/peak bodies

---

**From:** Consultation  
**Sent:** Thursday, 14 March 2024 3:35 PM  
**To:** [REDACTED]  
**Cc:**  
**Subject:** Community Consultation — Draft Expanding Horizons 2033 Economic Development Strategy

Dear [REDACTED]

The City of Joondalup is seeking feedback on its [draft Expanding Horizons 2033 Economic Development Strategy](#).

The draft strategy outlines the City's role in driving and enabling economic development by leveraging resources in the areas that will make the biggest impacts. These resources will be allocated to advocating and attracting investment, partnering and collaborating, and building capacity and skills.

If you would like to provide feedback on behalf of [REDACTED] please complete the [Online Comment Form](#).

Individual community members are also welcome to provide feedback and the City would appreciate you sharing the consultation information with your members and networks.

All feedback must be received by **Friday 5 April 2024**. For further information, please contact the City on **9400 4000**.

Kind regards,

**City of Joondalup**  
T: 08 9400 4000  
W: [Joondalup.wa.gov.au](http://Joondalup.wa.gov.au)

## APPENDIX 2 — Email to resident/ratepayer groups

---

**From:** Consultation  
**Sent:** Thursday, 14 March 2024 8:26 AM  
**Subject:** Community Consultation — Draft Expanding Horizons 2033 Economic Development Strategy

Dear Resident and ratepayer groups

The City of Joondalup is seeking feedback on its [draft Expanding Horizons 2033 Economic Development Strategy](#).

The draft strategy outlines the City's role in driving and enabling economic development by leveraging resources in the areas that will make the biggest impacts. These resources will be allocated to advocating and attracting investment, partnering and collaborating, and building capacity and skills.

If you would like to provide feedback on behalf of your group, please complete the [Online Comment Form](#).

Individual community members are also welcome to provide feedback and the City would appreciate you sharing the consultation information with your members and networks.

All feedback must be received by **Friday 5 April 2024**. For further information, please contact the City on **9400 4000**.

Kind regards,

**City of Joondalup**  
T: 08 9400 4000  
W: [Joondalup.wa.gov.au](http://Joondalup.wa.gov.au)

## APPENDIX 3 — Email to key business stakeholders and local educational institutions

---

**From:** [REDACTED]  
**Sent:** Monday, 18 March 2024 10:54 AM  
**To:** [REDACTED]  
**Subject:** Community Consultation — Draft Expanding Horizons 2033 Economic Development Strategy  
**Attachments:** Letter to Joondalup Health Campus - Econ Development Strategy-2.pdf

Dear [REDACTED]

The City of Joondalup invites your feedback on our [draft Expanding Horizons 2033 Economic Development Strategy](#).

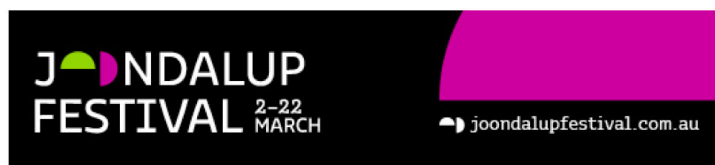
All feedback must be received by **Friday 5 April 2024**.

For further information, please refer to the attached letter.

Yours faithfully,

**James Pearson**  
Chief Executive Officer


T: 08 9400 4000  
E: [REDACTED]  
W: [joondalup.wa.gov.au](http://joondalup.wa.gov.au)



The City of Joondalup acknowledges the Traditional Custodians of this land, the Whadjuk people of the Noongar nation. We recognise the culture of the Noongar people and the unique contribution they make to the Joondalup region and Australia. We pay our respects to Elders past, present, and emerging, as well as all Aboriginal and Torres Strait Islander peoples.

*The information contained in this communication may be confidential or commercially sensitive. If you are not the intended recipient you must not copy this communication, disclose its contents to any other party, or take any action in reliance on it. Please delete and destroy all copies and immediately notify the sender on 9400 4000 or by reply email.*

## APPENDIX 4 — Letter to key business stakeholders and local educational institutions

Office of the CEO		
Date: 18 March 2024	Your Ref:	A Global City: Bold   Creative   Prosperous
Enquiries: Economic Development & Advocacy 9400 4000	Our Ref: 111262	

Dear [REDACTED]

**COMMUNITY CONSULTATION: DRAFT EXPANDING HORIZONS 2033  
ECONOMIC DEVELOPMENT STRATEGY**

The City of Joondalup invites you to give us feedback on our draft Expanding Horizons 2033 Economic Development Strategy.


The draft strategy outlines the City's role in driving and enabling economic development by leveraging resources in the areas that will make the biggest impacts. These resources will be allocated to advocating and attracting investment, partnering and collaborating, and building capacity and skills.

A copy of the draft Expanding Horizons 2033 Economic Development Strategy is available via the Community Consultation section of the City's website at [joondalup.wa.gov.au](https://joondalup.wa.gov.au).

If you would like to provide feedback on behalf of [REDACTED] please submit an Online Comment Form, also available via the City's website. All feedback must be received by **Friday 5 April 2024**.

For further information, please contact the City on **9400 4000** or via email to [info@joondalup.wa.gov.au](mailto:info@joondalup.wa.gov.au).


Yours sincerely

  
**JAMES PEARSON** 2450D031  
Chief Executive Officer

City of Joondalup | Boas Avenue Joondalup WA 6027 | PO Box 21 Joondalup WA 6919 | T: 9400 4556 | F: 9400 4569  
National Relay Service | TTY/voice calls: 13 36 77 | Speak and Listen: 1300 555 727 | Translating and Interpreting Service: 13 14 50  
[joondalup.wa.gov.au](https://joondalup.wa.gov.au)

## APPENDIX 5 — Online comment form (page 1)

Exit

**Draft Expanding Horizons 2033 Economic Development Strategy**

Online Comment Form

The City is seeking feedback on its [draft Expanding Horizons 2033 Economic Development Strategy](#).


It is recommended that you review the draft Strategy prior to completing an Online Comment Form.

For further information, please contact the City on **9400 4000** or via [email](#).

City of Joondalup | 90 Boas Avenue Joondalup WA 6027 | PO Box 21 Joondalup WA 6919  
T: 9400 4000 | [joondalup.wa.gov.au](http://joondalup.wa.gov.au) | [info@joondalup.wa.gov.au](mailto:info@joondalup.wa.gov.au)

NEXT

(page 2)

Exit

**Draft Expanding Horizons 2033 Economic Development Strategy**

Online Comment Form

**\* Your contact details:**

Please note that for your feedback to be validated, your full contact details must be provided. This information will be treated as confidential and will not be published in any document or report on the outcomes of the consultation.

Only one submission per person (or per organisation) will be accepted.

Full Name:	<input type="text"/>
Residential address (no PO Box):	<input type="text"/>
Suburb:	<input type="text"/>
Postcode:	<input type="text"/>
Phone:	<input type="text"/>
Email:	<input type="text"/>

**Are you providing feedback on behalf of an organisation? (The organisation will be identified in the City's Outcomes Report)**


Organisation:	<input type="text"/>
Role/position:	<input type="text"/>

City of Joondalup | 90 Boas Avenue Joondalup WA 6027 | PO Box 21 Joondalup WA 6919  
T: 9400 4000 | [joondalup.wa.gov.au](http://joondalup.wa.gov.au) | [info@joondalup.wa.gov.au](mailto:info@joondalup.wa.gov.au)

PREVNEXT



(page 3)

Exit

**Draft Expanding Horizons 2033 Economic Development Strategy**

Online Comment Form

Click [here](#) to access City's draft Expanding Horizons 2033 Economic Development Strategy in full.

**Please provide your feedback on the draft Expanding Horizons 2033 Economic Development Strategy below:**


*Note: The City will not edit your comment for grammar or spelling. However, any information that may identify you will be redacted. The City appreciates respectful and constructive comments.*

**Character limit is 20,000**

City of Joondalup | 90 Boas Avenue Joondalup WA 6027 | PO Box 21 Joondalup WA 6919  
T: 9400 4000 | [joondalup.wa.gov.au](http://joondalup.wa.gov.au) | [info@joondalup.wa.gov.au](mailto:info@joondalup.wa.gov.au)

PREVNEXT

(page 4)

Exit

**Draft Expanding Horizons 2033 Economic Development Strategy**

Online Comment Form

**Review your submission:**

A copy of your submission is available below for your review, this can be printed through your browser. If you would like to make any changes, please click on the PREV button at the bottom of the screen. If you would like to proceed with the submission, please click on the NEXT button.


**Your submission:**

City of Joondalup | 90 Boas Avenue Joondalup WA 6027 | PO Box 21 Joondalup WA 6919  
T: 9400 4000 | [joondalup.wa.gov.au](http://joondalup.wa.gov.au) | [info@joondalup.wa.gov.au](mailto:info@joondalup.wa.gov.au)

PREV

NEXT

(page 5)

Exit

**Draft Expanding Horizons 2033 Economic Development Strategy**

**Request to be informed:**

Community consultation assists Council in deliberating and then making decisions on certain matters. The analysis from this consultation will be provided to Council to assist them in their decision-making role first at a Briefing Session and then at a Council meeting. Deputations can be made at Briefing Sessions by appointment and questions and public statements can be presented at Council meetings.

☐ I would like to be informed via email when this consultation will be presented at a Briefing Session and Council meeting  
Please ensure your email address is provided below

Email address

**City of Joondalup Community Consultation eNewsletter:**

The Community Consultation eNewsletter is for community members who want to keep up to date on community consultation activities in the City of Joondalup. If you are interested in subscribing, visit the City's [website](#).

Thank you for taking the time to complete this Online Comment Form.  
Please click on the SUBMIT FORM button below to finalise.


City of Joondalup | 90 Boas Avenue Joondalup WA 6027 | PO Box 21 Joondalup WA 6919  
T: 9400 4000 | [joondalup.wa.gov.au](http://joondalup.wa.gov.au) | [info@joondalup.wa.gov.au](mailto:info@joondalup.wa.gov.au)

PREV



SUBMIT FORM

## APPENDIX 6 — Community Consultation webpage

5<sup>TH</sup>  
YEAR  
ANNIVERSARY



[For Residents](#)[For Business](#)[For Visitors](#)



[Home](#) / [Organisation and Council](#) / [Community Consultation](#) / [Draft Expanding Horizons 2033 Economic Development Strategy](#)

## Draft Expanding Horizons 2033 Economic Development Strategy

Categories: [Community Consultation](#)

Published on 14/03/2024

The City of Joondalup is seeking feedback on its [draft Expanding Horizons 2033 Economic Development Strategy](#).

The draft strategy outlines the City's role in driving and enabling economic development by leveraging resources in the areas that will make the biggest impacts. These resources will be allocated to advocating and attracting investment, partnering and collaborating, and building capacity and skills.

A copy of the draft Expanding Horizons 2033 Economic Development Strategy is available below. To submit your feedback please use the Online Comment Form.


[ONLINE COMMENT FORM >](#)


For further information, please contact the City on the details below.



Submissions accepted: Thursday 14 March 2024 – Friday 12 April 2024

Page updated 27 March 2024

### Documents and Downloads

 [Draft Expanding Horizons 2033 Economic Development Strategy \(pdf 740 KB\)](#)



**Main Number - Customer Care**  
 9400 4000  
 [info@joondalup.wa.gov.au](mailto:info@joondalup.wa.gov.au)

[Subscribe to our eNewsletter >](#)

#### Popular Services

[Library catalogue and member log in](#)[Find waste collection dates](#)[Booking a bulk hard waste service](#)[Bulk green waste](#)[Online maps - Intramaps](#)






#### Popular Articles

[Current job vacancies](#)[Contact the City](#)[About City libraries](#)[Greens Tipping Vouchers](#)[2024 Community Art Exhibition](#)


#### Support

[Contact Us](#)[Opening Hours](#)[Accessibility](#)[Privacy](#)[New residents welcome pack](#)

[Select Language](#)



[CONTACT US](#)

 9400 4000

The City of Joondalup acknowledges the Traditional Custodians of this land, the Whadjuk people of the Noongar nation and pay our respects to Elders past, present and emerging as well as all Aboriginal and Torres Strait Islander peoples.

[Something wrong with this page?](#)

## APPENDIX 7 — Community Consultation eNewsletter (14 March 2024)

Community Consultation

5<sup>TH</sup> YEAR ANNIVERSARY | City of Joondalup

---

Thursday 14 March 2024

Dear

View the latest community consultation opportunity



**Draft Expanding Horizons 2033 Economic Development Strategy**

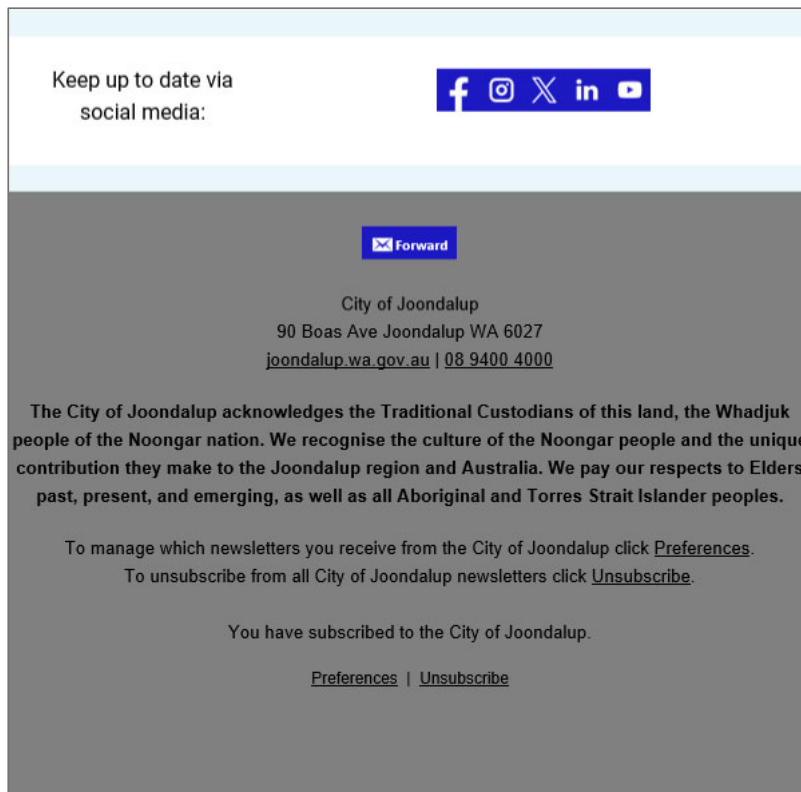
The City of Joondalup is seeking feedback on its draft Expanding Horizons 2033 Economic Development Strategy.

To view the draft strategy and provide feedback, please click 'Have your say' below.

Feedback accepted: **Thursday 14 March 2024 – Friday 5 April 2024.**

[Have your say](#)

(continues...)





## APPENDIX 8 — Joondalup Voice item published in the *PerthNow Joondalup* (21 March 2024, p 11)

PERTHNOW.COM.AU

THURSDAY, MARCH 21, 2024 • 11

### COUNCILLOR'S COLUMN – CR PHILLIP VINCIULLO

**Festival to finish on high note**  
It's your last chance to check out Joondalup Festival 2024 before our flagship cultural event concludes tomorrow night.

Head down to Hillarys Boat Harbour over the next two nights (**Thursday 21 and Friday 22 March**) to see just why Electric Kingdom has attracted thousands of visitors.

Festivalgoers of all ages have been dazzled by these giant illuminated animals over the past three weeks. Entry is free, **6.00pm – 9.00pm tonight, 6.00pm – 10.00pm tomorrow**.

In a fabulous festival finale, an immersive screening of 1970s classic film, *Cabaret*, is on at the Telethon Community Cinemas at Joondalup Pines on **Thursday 21 and Friday 22 March**.

The movie will be accompanied by energetic dance and burlesque performances from the talented teams behind last year's sell-out shows *Club D'Amour* and *Grease* at the Drive-In.

Last-minute tickets are still available at [joondalupfestival.com.au](http://joondalupfestival.com.au)

**Ward News: Playtime in Kallaroo**

Bridgewater Park is the second park in Kallaroo to benefit from a new playspace and rubber softfall in 2024.

As well as new play equipment, the renewal project, expected to be completed in April, will include new trees for natural shade, and shrubs and mulch to improve the park's aesthetics.

It follows a similar renewal project at nearby Glenbank Park, which recently reopened after the installation of new play equipment, edging and softfall.

Both projects are part of the City's 2023/24 Capital Works program.

**Hillarys – Removal of asbestos**

The City continues to work with a specialist contractor to remove pieces of Asbestos Containing Material (ACM) from Hillarys Dog Beach.

The likely source are the beach shacks that were located along this section of coastline between the 1950s and 1970s.

The level of contamination is defined as very low risk by the relevant Department of Health guidelines and an ongoing Site Management Plan is being prepared.

Signage has been installed near the affected areas.

Please report potential ACM to the City on 9400 4000 or email [info@joondalup.wa.gov.au](mailto:info@joondalup.wa.gov.au)

**Have your say**

The City is seeking community feedback to determine the level of support for proposed new mountain bike and BMX facilities for young people (aged 11-25) at Kallaroo's Whitford's West Park, Charonia Park, Mullaloo, Gibson Park, Padbury and Lyander Park, Heathridge.

Community members can have their say until **Thursday 28 March** on the community consultation page on the City's website.

**Community Art Exhibition entries open**

City of Joondalup residents and members of local visual arts associations can now submit their entries for the 2024 Community Art Exhibition (CAE).

A highlight of the City's annual arts and cultural calendar, the CAE will be held at Lakeside Joondalup Shopping City from **Monday 27 May – Saturday 15 June**.

All entries must be submitted by **12noon on Monday 15 April**. This year's prize pool is more than \$8,000.

Visit [joondalup.wa.gov.au](http://joondalup.wa.gov.au) for more information.

**Community Consultation**  
**Draft Expanding Horizons 2033 Economic Development Strategy**

The City of Joondalup is seeking feedback on its draft Expanding Horizons 2033 Economic Development Strategy.

To view the draft strategy and provide feedback, please visit the Community Consultation section of the City's website at [joondalup.wa.gov.au](http://joondalup.wa.gov.au)

**Submissions accepted:**  
**Thursday 14 March 2024 – Friday 5 April 2024**

**Council meeting dates**

City of Joondalup Council Chamber  
Boas Avenue, Joondalup

**Council meeting**  
Tuesday 26 March 2024

**Briefing session**  
Tuesday 9 April 2024

**Council meeting**  
Tuesday 23 April 2024

Scan the QR Code for further information.

**2024 COMMUNITY ART EXHIBITION**

Calling all local visual artists for the City of Joondalup's popular annual art exhibition with a prize pool over \$8,000.

Entries open:  
**5 March - 15 April 2024**

Image credit: Leopold (detail), Aloisio Zappia, 2023.

**WA TREE FESTIVAL**  
6 APRIL – 5 MAY 2024

**THE WA TREE FESTIVAL IS BACK!**

The WA Tree Festival is being held from Saturday 6 April - Sunday 5 May 2024, bringing together local governments and the community to celebrate the value of trees.

Throughout the festival we have an extensive program full of tree-mendous events for you and the family to branch out and explore. We invite you to join in and celebrate our trees!

Check out the full WA Tree Festival 2024 program at [joondalup.wa.gov.au](http://joondalup.wa.gov.au)

**TAKE THAT BREAK UPTOWN**

With the school holidays just around the corner, why not book a staycation in the City of Joondalup and explore all the amazing local attractions.

Keep the kids entertained at AQWA, Hillarys Boat Harbour, Bounce or Power Play Joondalup or just explore the stunning parks by foot or bike.

Follow [@uptownjoondalup](https://www.facebook.com/uptownjoondalup) on Facebook or Instagram for more school holiday ideas.

**UPTOWN** [@uptownjoondalup](https://www.facebook.com/uptownjoondalup)

[f](https://www.facebook.com/uptownjoondalup) [i](https://www.instagram.com/uptownjoondalup) [in](https://www.linkedin.com/company/uptownjoondalup) [yt](https://www.youtube.com/channel/uptownjoondalup)

joondalup.wa.gov.au

Joondalup


111262

22 | 49


## APPENDIX 9 — Joondalup Voice eNewsletter (21 March 2024)

Joondalup Voice

25<sup>TH</sup>  
YEAR  
ANNIVERSARY

City of  
Joondalup

Thursday 21 March 2024




### Councillor's Column - Cr Phillip Vinciullo

#### Festival to finish on high note

It's your last chance to check out Joondalup Festival 2024 before our flagship cultural event concludes tomorrow night.

Head down to Hillarys Boat Harbour over the next two nights (**Thursday 21 and Friday 22 March**) to see just why Electric Kingdom has attracted thousands of visitors.

Festivalgoers of all ages have been dazzled by these giant illuminated animals over the past three weeks. Entry is free, **6.00pm – 9.00pm tonight, 6.00pm – 10.00pm tomorrow**.



In a fabulous festival finale, an immersive screening of 1970s classic film, *Cabaret*, is on at the Telethon Community Cinemas at Joondalup Pines on **Thursday 21 and Friday 22 March**.



(continues...)

The movie will be accompanied by energetic dance and burlesque performances from the talented teams behind last year's sell-out shows Club D'Amour and Grease at the Drive-In.

Last-minute tickets are still available at [Joondalup Festival website](#).

### Ward News: Playtime in Kallaroo

Bridgewater Park is the second park in Kallaroo to benefit from a new playspace and rubber softfall in 2024.

As well as new play equipment, the renewal project, expected to be completed in April, will include new trees for natural shade, and shrubs and mulch to improve the park's aesthetics.

It follows a similar renewal project at nearby Glenbank Park, which recently reopened after the installation of new play equipment, edging and softfall.

Both projects are part of the City's 2023/24 Capital Works Program.

### Hillarys – Removal of asbestos

The City continues to work with a specialist contractor to remove pieces of [Asbestos Containing Material \(ACM\) from Hillarys Dog Beach](#).

The likely source are the beach shacks that were located along this section of coastline between the 1950s and 1970s.

The level of contamination is defined as very low risk by the relevant Department of Health guidelines and an ongoing Site Management Plan is being prepared.

Signage has been installed near the affected areas.

Please report potential ACM to the City on [9400 4000](tel:94004000) or email [info@joondalup.wa.gov.au](mailto:info@joondalup.wa.gov.au).

### Have your say

The City is seeking community feedback to determine the level of support for proposed new mountain bike and BMX facilities for young people (aged 11-25) at Kallaroo's Whitfords West Park, Charonia Park, Mullaloo, Gibson Park, Padbury and Lysander Park, Heathridge.

Community members can have their say until **Thursday 28 March** on the community consultation page on the [City's website](#).

(continues...)

### Community Art Exhibition entries open

City of Joondalup residents and members of local visual arts associations can now submit their entries for the 2024 Community Art Exhibition (CAE).

A highlight of the City's annual arts and cultural calendar, the CAE will be held at Lakeside Joondalup Shopping City from **Monday 27 May – Saturday 15 June**.

All entries must be submitted by **Monday 15 April, 12.00 noon**. This year's prize pool is more than \$8,000.

Visit the [City's website](#) for more information.

[View more City of Joondalup news](#)

## Uptown



With the school holidays just around the corner, why not book a staycation in the City of Joondalup and explore all the amazing local attractions.

Keep the kids entertained at AQWA, Hillarys Boat Harbour, Bounce or PowerPlay Joondalup or just explore the stunning parks by foot or bike.

Follow @uptown.joondalup on [Facebook](#) or [Instagram](#) for more school holiday ideas.

[Learn more](#)

(continues...)

## WA Tree Festival

The WA Tree Festival is being held from **Saturday 6 April - Sunday 5 May 2024**, bringing together local governments and the community to celebrate the value of trees.

Throughout the festival we have an extensive program full of tree-mendous events for you and the family to branch out and explore. We invite you to join in and celebrate our trees!



[Learn more](#)

## 2024 Community Art Exhibition



Calling all local visual artists for the City of Joondalup's popular annual art exhibition with a prize pool over \$8,000.

Entries open:  
**Tuesday 5 March - Monday 15 April**

Image credit: Leopold (detail), Aleisha Zappia, 2023.

[Learn more](#)

(continues...)

## Community Consultation

The City of Joondalup is seeking feedback on its draft Expanding Horizons 2033 Economic Development Strategy.

To view the draft strategy and provide feedback, please visit the Community Consultation section of the City's website.

Submissions accepted: **Thursday 14 March 2024 – Friday 5 April 2024.**

## Community Consultations

[Learn more](#)

## Council meeting dates



### Council meeting

Tuesday 26 March 2024

### Briefing session

Tuesday 9 April 2024

### Council meeting

Tuesday 23 April 2024

City of Joondalup Council Chamber  
Boas Avenue, Joondalup

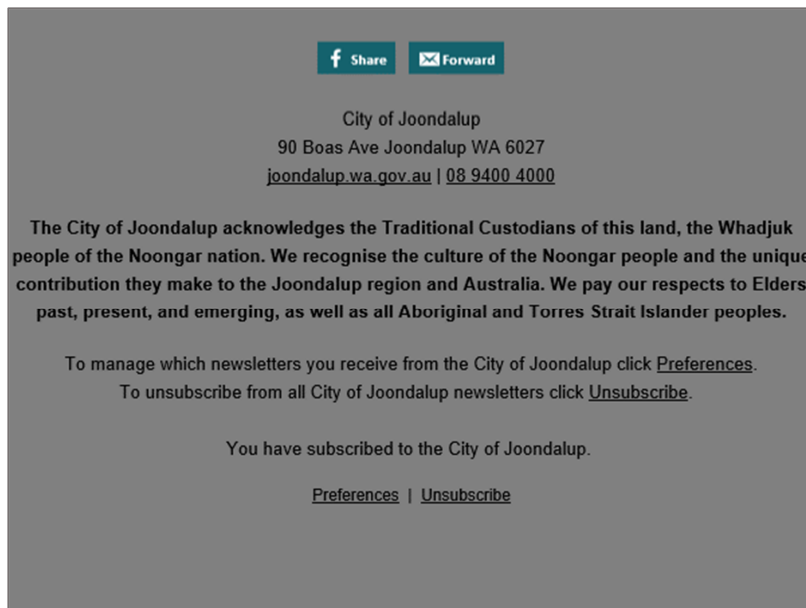
Refer to the City's website for further information.

[Learn more](#)

Keep up to date via social media



(continues...)



## APPENDIX 10 — Joondalup Business eNewsletter (28 March 2024)

Joondalup Business



25<sup>TH</sup>  
YEAR  
ANNIVERSARY

City of  
Joondalup



### Community Consultation - Draft Expanding Horizons 2033 Economic Development Strategy

The City is seeking feedback on its draft [Expanding Horizons 2033 Economic Development Strategy](#).

The draft strategy outlines the City's role in driving and enabling economic development by leveraging resources in the areas that will make the biggest impacts. These resources will be allocated to advocating and attracting investment, partnering and collaborating, and building capacity and skills.

To view the draft strategy and provide feedback, visit the City's [website](#).

Submissions accepted until **Friday 12 April 2024**.

Learn more



(continues)



### Webinars and workshops for tourism businesses

Tourism Council WA regularly host webinars and workshops to help tourism businesses stay up to date with a range of topics including briefings on the latest market insights, updating business terms and conditions for 2024, aviation insights and tax updates. TCWA's upcoming workshops share the latest information, research and trends relevant to tourism business operators.

[Learn more](#)



### Call out to inspire our future tourism and industry leaders

Tourism WA is inviting industry operators to welcome high school students for work experience and placement opportunities. A list of interested operators will be included on the School Resources page of [westernaustralia.jobs](#). If you're keen on fostering the next generation's enthusiasm for tourism and hospitality, please complete the below form by **Friday 29 March 2024**.

[Complete the form](#)



### Non-compostable takeaway coffee cups and lids banned under Stage 2 Plan for Plastics




### Join the next generation of health and biomedical innovators and entrepreneurs

(continues)


<p>Western Australia's Plan for Plastics was designed to be implemented in a staged approach. Stage 2 of the plan came into effect on <b>Monday 27 February 2023</b> and includes a second set of single-use or disposable plastic items and materials that will be phased out between <b>Friday 1 September 2023 and Tuesday 1 July 2025</b>. The National Retail Association has been engaged to provide support for businesses during the transitions for each stage of the WA Plastics Ban. View their suite of useful resources, including a comprehensive <a href="#">Guide for Business</a>.</p>	<p>Applications now open for the 2024 Perth Biodesign Course.</p> <p>The seven-month part-time course will place participants in a team of engineers, clinicians, researchers, IT and business professionals to learn the world-renowned Biodesign innovation methodology and create a novel solution to a real-world healthcare problem.</p> <p>For more information on the outcomes, course content and pricing, and to submit an application. Applications close <b>Monday 1 April 2024</b>.</p>
<p><a href="#">Learn more</a></p>	<p><a href="#">Learn more</a></p>
<p><b>Tips when buying a franchise from the Small Business Development Corporation</b></p> <p>When you start looking for small business ideas, business names and advice on how to start a business, the franchise business model can look really appealing. Learn the key areas to consider before you commit to purchasing a franchise.</p>	<p><b>Animals Uptown take over Joondalup City Centre</b></p> <p>Embark on a wild adventure through the City Centre from <b>Monday 1 April - Sunday 30 June 2024</b> with life-size animal sculptures hosted by ten local businesses. The geometric sculptures are the result of a collaboration between Sean Adamus and ten local schools. Animals Uptown is a Joondalup City Centre Place Activation project to drive visitation to the area.</p>
<p><a href="#">Learn more</a></p>	<p><a href="#">Learn more</a></p>



(continues)

 REGISTER YOUR BUSINESS ON THE  
ONLINE DIRECTORY

### Business Engagement Program




The City of Joondalup's dedicated Economic Development Team is available to provide advice and guidance to businesses in the region, face-to-face or online.

Register online to initiate a call-back from one of the City's Economic Development Officers.

[Register now](#)

Keep up to date via social media:



[f Share](#) [in Share](#) [Forward](#)

City of Joondalup  
90 Boas Ave Joondalup WA 6027  
[joondalup.wa.gov.au](http://joondalup.wa.gov.au) | 08 9400 4000

The City of Joondalup acknowledges the Traditional Custodians of this land, the Whadjuk people of the Noongar nation. We recognise the culture of the Noongar people and the unique contribution they make to the Joondalup region and Australia. We pay our respects to Elders past, present, and emerging, as well as all Aboriginal and Torres Strait Islander peoples.

To manage which newsletters you receive from the City of Joondalup click [Preferences](#).  
To unsubscribe from all City of Joondalup newsletters click [Unsubscribe](#).

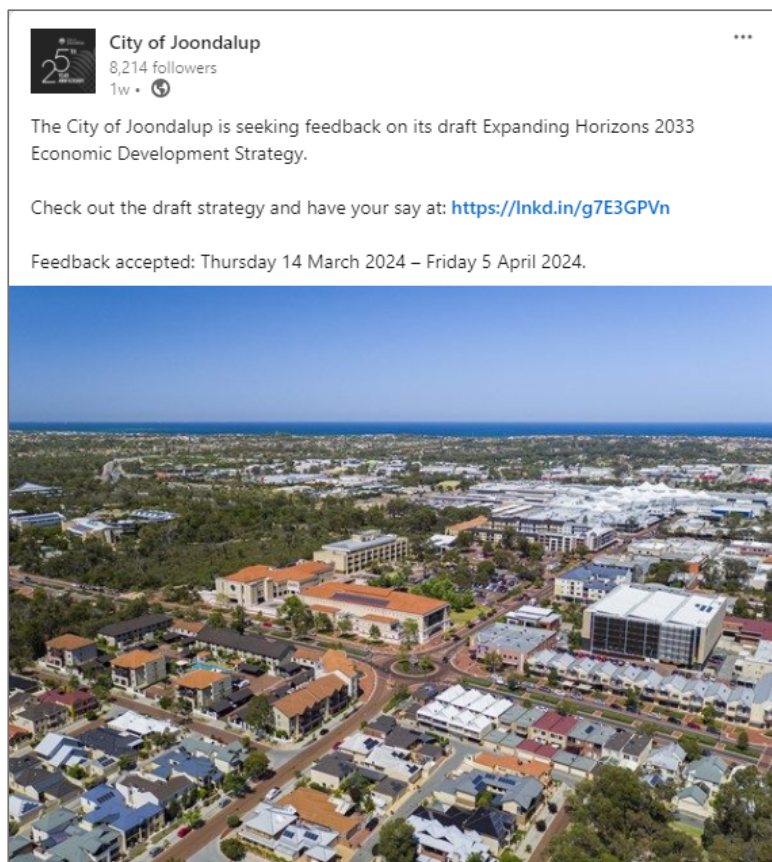
You have subscribed to the City of Joondalup.

[Preferences](#) | [Unsubscribe](#)

## APPENDIX 11 — Facebook post (14 March 2024)



## APPENDIX 12 — LinkedIn post (14 March 2024)



## APPENDIX 13 — Verbatim responses

Note: Note: Words that may identify respondents or contain offensive language have been removed and replaced with square brackets, ie [- - -]. No alterations have been made to spelling/grammar.

Please provide your feedback on the draft Expanding Horizons 2033 Economic Development Strategy (N = 36)
<p>Thank you for the opportunity to provide feedback on this draft plan. [- - -] I have passed the document to a colleague to see if [- - -] can add more detail to the information on p. 10 as I think we are a strategic partner, do and can contribute more to the city in a variety of ways. I think that in the 25th anniversary of the city we could collect stories from 25 people who moved to Joondalup (where from, why and what they have done) in the past 25-24-23-22-21-20.... years. This can contribute to the strengthening of 'Joondalup's identity' (p. 12). I think events such as the Weekly Park run in Neil Hawkins Park which attract many locals and visitors deserve to be highlighted as community-building, if only for the number of volunteers involved in this international movement (hyperlink removed). I feel the fact that we have the full range of educational opportunities in Joondalup, from primary and secondary schools, TAFE and university all the way up to PhD awarding should be a major draw for people and businesses. The recent announcement of a significant investment in the Joondalup hospital precinct could be connected more clearly with the development of a hospitality/medical tourism/respice and hospital after-care hub (noted on p. 11 but the bigger picture could also be mentioned). The post-covid flexible working environment provides opportunities for 'digital nomads' (Bednorz, 2024, Annals of Tourism Research). The availability of flexible working spaces with office facilities would support this and allow these 'knowmads' to plug in and work in a pleasant environment with good airport access. Got to love a good Jedi plan! The current key indicators (p. 20) feel as if they have been bolted on to the plan, rather than emerging from it and connected to it - an after-thought? Lots of awesome ideas - thank you for sharing it and asking me to comment.</p>
<p>Could you please try to attract more state government departments into the area. Any offices in the area would generate foot traffic to nearby cafes etc</p>
<p>[- - -] thank you for the opportunity to make comment, I think it is a very comprehensive draft document. Just a few minor observations in the Measuring Progress section. "Exceed the 2016 Census based employment self-containment measure Of 30% in subsequent census periods to 2031" – do you not have the 2021 figure? You quote GRP on your website (Joondalup Economic Profile) but then state that you will measure Gross Value Add. 10% increase per annum in business inquiries – how is this measured/monitored and do you have a base figure?</p>
<p>I don't see a lot in the strategy about sustainability - KPIs for reduction in waste, commitment to recycling, commitment to maintain existing green spaces so that they aren't sacrificed for economic growth. You can't have an economy without the people in your community. The part 5 years has seen a significant decline in community events in the City Centre. The city will come alive when whole families are welcomed back to the heart of the city. Include a plan or commitment to community involvement/events. Use a photo or a local business in the strategy!</p>
<p>We believe that an integral part of expanding horizons for the City of Joondalup is increasing the availability of indoor sporting facilities, particularly that of volleyball which is largely inaccessible in the current climate. This will improve outcomes for the City of Joondalup across the priorities identified in the initiative, empowering the community to improve physical and mental health outcomes through activity and the ability to feel part of the larger community. Facilities that welcome Perth and even Statewide programs or competitions will also draw participation from other areas allowing precincts to thrive through increased demand for services. 2021 data shows that there were over 25,000 active volleyball participants that reside within the City of Joondalup, a figure that is modeled to grow year on year. Many of these residents were required to travel outside of Joondalup in the pursuit of available indoor volleyball opportunities. Volleyball would welcome the opportunity to run competitions, programs and events for all ages and ability levels regularly within Joondalup and hope that this becomes a viable option in the future.</p>

*[ - - - ] Movement – a high proportion of people that work in Joondalup do not live there, and vice versa. 30% of residents are employed locally (that's very low). The challenge will be to create businesses that appeal to the residents, so the ecosystem becomes a bit more centred in and around the city. This could make it more sustainable, and self-feeding. Focus – the concentration on health, education, automation, city districts, digital businesses, cyber... seems sensible as there is a good degree of this already in place. It also taps into the state government's Diversify WA economic plan. Startup/Innovation Centre – various attempts have been made, but none have really 'stuck' in the city. Perth, and now Fremantle, have made the running with co-working spaces, accelerator programs, investor groups, corporates and universities. You need ALL 5 elements to create a successful innovation ecosystem. You can't do it with just a few of these. Corporates and investors need to be brought in; you probably already have government, entrepreneurs and the university? Feeder, not Leader – Entrepreneurs need to LEAD the ecosystem. Every time the government thinks it can lead, it fails. Every time the investors think they can lead, it fails. Perth and Freo has been led by entrepreneurial groups: Spacecubed in Perth, and HOSX in Freo. Yes, the government needs to support, and "FEED", but it should not lead. Entrepreneurs must lead, with feeding in support from government, unis, corporates and investors. (For more on this, look at Brad Feld's work in this regards, from Denver, Colorado). Seeding a space - get some entrepreneurs together, and find a great space they would like to support, and help run. Don't just build it. Do it in consort with them. Global reach – it's hard enough for Perth to reach global, so it'll be even harder for Joondalup. However, I applaud the vision. It's clear that the state government are busy in this area, as are the Cities of Perth, Freo and Joondalup. Your partners – you mention government, businesses, networks, industry... but no mention of corporates, investors and universities. Look at the MIT REAP work – you need all 5 points of the ecosystem to be working together. I hope these comments help. I applaud the vision, the well-written document, and some clear action plans. [ - - - ]*

*The strategy is clear and well written, however I have a few comments that I hope you will find constructive. 1. On page 4 'Our Opportunity', it states that "we are committed to supporting our businesses, and Australia, achieve net zero and building an economy that prioritises sustainability". I did not read anything in the remaining document that convinced me that this is the case. The strategy focuses only on growth, and does not consider alternative, creative, and sustainable opportunities. The city should be encouraging businesses into a circular economy, leveraging off any existing industry symbiosis. 2. It was shocking to read that 65% of people travel to work by car. Perth is such a spread out city, and the public transport to and around Joondalup is woefully inadequate. If the aim is to encourage young people to live and work here, there should be significant investment into improving public transport links. This would help alleviate the cost of living by reducing income spent on parking, fuel, registration etc, freeing up disposable income to be spent in Joondalup, and making it easier for people to travel to and visit. 3. My take is that this strategy is following the 'business as usual' status quo. I do not get a sense of Joondalup identity or point of difference from any other city. I think we should be bold and take action for the future. To truly have a resilient economy into the 2030's, we must become sustainable now. That is how you will attract youth, more residents and visitors to the city. Best of luck [ - - - ]*

*Strategy document provides a good summary of some key opportunities but does not methodically refer to strategies or proposal to identify strategies to address ALL of them in following sections. (eg housing, identifying precincts to develop, how to develop an identity, consulting businesses and other stakeholders). Other than the possibly the contents of the referenced planning documents this provides little licence or obligation for innovative thinking in our city planning. I am concerned this document will not have the impact it could have in its current form (except for perhaps goal setting - although I think the metrics should be a little more diverse too, eg something to collect community and business view points). It also contains a variety of fluffy, subjective and I would say false, claims about the city as it stands. This detracts from the professionalism of the document.*



<p><i>Sadly.... the current management of Joondalup is poor. The basics aren't getting done. Pathways, parks and other facilities shouldn't need residents to report repairs or parks not mowed for 2 months. Too much focus is placed on growth of the city instead of crime reduction and maintenance of ALL the functions of the city. Of all the councils I've lived in over the years this is the worst area for crime and mismanagement of repairs and maintenance. Less focus on party or events and do the field work. This will never be a City like Perth so go back to basics and do the work. I do not recommend any friends or associates to move into Joondalup due to its current motivation to party or hold events at the loss of what needs to be done.</i></p>
<p><i>To help facilitate your priority of a high performing city centre build a 'Temple of Infinite Possibilities'. This build should be architecturally designed, a jewel, a stunning masterpiece - a showcase attraction to bring people to the shore of Joondalup's Lake Yellagonga - with the purpose to meditate together under one roof in one shared, enlightened space for all residents and cultures of Joondalup. Through regular, guided meditations throughout the day, its aim would be to promote creativity, community and well being, while reducing anxiety, depression, loneliness and stress. In doing, this multicultural, non-denomination temple would promote the city's priority sectors of (human) energy, tourism, creativity and health, while demonstrating innovation and initiative, becoming a place of choice for friends and relatives from neighboring countries to visit.</i></p>
<p><i>1) Nice document full of motherhood statements. Where is the action plan. Their should be both documents. Alright strategy needs to be first, however strategy may be flawed without an action plan behind each component of strategy. 2) Every Urban Authority in every state should and probably have a similar document. All chasing same economic developments.. Where is Joondalup different? 3) Time frame should be longer meaning that where does Joondalup want to be in 2043, using this document as a stepping stone into longer term development. 4) Does Joondalup want industrial estates? Let others handle that. Joondalup needs to promote itself as a smart location. IT needs to be promoted. Where will Perth and WA after the mining has exhausted its resources? Mining industry cash flow will probably be in impacting within 10 years and certainly need next 20 years. Need to attract IT, Renewable energy, Hydrogen suppliers head offices into Joondalup. Meaning next generation of "Cloud Capitalists" need to be enticed to be part of Joondalup. Where is development in framework of Joondalup City's function?. Should have been out there selling concept of moving targeted companies to Joondalup already. Lots of Competition ie States, Cities and local governments all wanting the same development. 5) DIFFERENTIATE.</i></p>
<p><i>Your tourism aspect of this draft is simply incorrect. We simply no longer have a pristine coastline due to the pollution now settling along our coastline and the Ocean Reef marina will be primarily a housing precinct. Without the pristine beaches to compliment it, tourist will simply go elsewhere. This summer alone there have been multiple days and weeks where swimming at Mullaloo Beach is not advised. Even if not always formally the look of the brown sludge is enough to put most people off swimming. This is by all accounts going to be a regular occurrence due to the drastic change to the coastline brought about by the Ocean Reef Marina. Unfortunately reputation spreads and ABC radio, broadcasting at Mullaloo Beach last week could clearly see the polluted water and I daresay will rank the beach one of the worst in the state. This draft needs to be re written for the tourism aspects and other tourist drawcards need to be highlighted. We can no longer rely on our Pristine coastline. It's gone.</i></p>
<p><i>Thank you for the opportunity to comment. The EDS communicates clearly the vision for the City of Joondalup. It highlights the key ED priorities for the City and importantly links that back to State Government priority sectors as identified in Diversify WA. Crucially it also recognises the importance of a regional approach. There may be an opportunity to further identify the actions that intend to be implemented to achieve the vision. This may include some actions where the City is not the lead agency. Two WALGA documents that may be useful resources are the Economic Development Framework and the Economic Development Strategy template, both available here: <a href="#">[hyperlink removed]</a></i></p>
<p><i>The overall objectives are sound for the future &amp; progress of the City of Joondalup. My only objection is the Acknowledgement of Country &amp; Welcome to Country. This WOKE driven text etc is an infringement &amp; insult to Australian Citizens. Either we are One Nation or not. As as we are under the constitution, these details should be abolished.</i></p>

*Regarding empowering Businesses and Community: The draft mentions "The efficiency and ease of our systems and processes will help businesses invest in their futures". 1. It takes 60 -90 days for a change of use application to be processed, and then the applicant, after waiting this time on the planning department is issued with other requirements from the building department. This process needs to be streamlined. During this time potential business operators are waiting to get the go-ahead to start businesses, employ staff and property owners are left with vacant properties (which have often been vacant and non-productive for some time beforehand) in the meantime. a) There is a zoning table for each area; there are too many "discretionary" (D) uses which could be converted to Permitted Uses (P) and certainly only the most complex applications for "D" uses should take this time. It should not take 2 - 3 months for someone to assess whether the business type is to be approved, even if neighbours have to be consulted. 2. For hospitality businesses to be enticed to establish alfresco areas, there should be a streamlined and value- for-money planning/building and licensing of outdoor areas program to encourage this and the provision of shelter from wind rain and sun. 3. More 15 minute free car bays for short stay business customers to attend offices, cafes serving take out coffees etc should be established and patrolled to encourage customers into Joondalup CBD. 4. Some areas such as the end of Boas Avenue near the NAB entrance to the Lakeside Shopping Area and the walkway between the McLarty Avenue Carpark have become commercial slums by grouping Centrelink, social support services together in a location which attracts homeless rough sleepers, use of walkaways for shelter and toileting, anti social behaviour in an area which prior would have been suitable for some place-making hospitality. While these businesses/organisations are necessary, they should provide security services during trading hours to patrol the nearby area to ensure the sense of safety of shoppers and visitors. 5. The council should effectively encourage the conversion of unoccupied shop fronts and offices into affordable residential accommodation - the idea that every residential building needs small commercial tenancies on the ground floor has not worked to date - evidenced by the number which are vacant, for lease and for sale. This will only get worse as more new office/commercial buildings are built, more people work from home/remotely along with internet based shopping trends. A streamlined change of use process or standardised information for owners and incentives should be provided.*

*In general the draft Expanding Horizons 2023 provides an overview. You quote all sorts of statistics eg" " Since Expanding Horizons was first developed as the City of Joondalup's economic development strategy in 2013: • 6,000 new local businesses have been created • 8,600 new local jobs have been supported • Unemployment has remained below the WA average • \$4.27B in building applications have been approved (residential and commercial) " Where is this data sourced from? It should be attributed. A statistic for you to provide is the number of businesses that have closed, jobs lost over the period versus the creation of same. How many active small businesses are there now? What percentage are public servants including local government? The impression I get is that the City is reliant on the Public Service, Government for local employment. Under "Our Priorities" "Empowered local businesses and community" There should be a statement about keeping the cost of operating a small business to a minimum. Reducing the licence fees, rates and all the other bureaucracy a small business has to contend with. Also minimising the cost for people to visit the city centre eg. Parking to shop at businesses. Under "Our Opportunity" "We have invested in and nurtured strategic industries that underpin our economy.." I don't think the City should spend ratepayers money directly interfering in picking winners. The conditions of low cost, location, reasonable rent/rates, market etc should be fostered by the City and allowed to act. If a "strategic industry" has any prospects then venture capital or the stockmarket will fund it. Cost Effectiveness? How much has the city spent on this item: "...invested in and nurtured strategic industries"?*

*As a strategy the document falls short on specific activities and measurable outcomes.*

*All these words are wonderful, however without a MAJOR strategic objective they can amount to nothing. Joondalup is extremely well placed to become an innovative education and health care precinct. If these areas were to become the strategic objective, they would entice professionals, students to locate here. Joondalup could be the Shire in WA recognized for its elitism in these areas and would be a "want to study/work area". Should this eventuate all other areas as noted in the draft would be automatic flow on's from what the above will produce. Population = Expansion and small business in all forms would be the benefactor.*

*I really liked this document. A couple of thoughts: Having photos of locals included rather than stock images - so people in front of Joondalup businesses. You mention young people and I think this is a really important aspect of your plan but then they do not seem to follow through in terms of measurement. Perhaps to plan for youth retention rates to be included. Again, some youth images and youth words - showing you are really listening, as part of the document would be good to include. Rather than mentioning Diversify WA this is now called [link removed] - this is the updated document. You speak of digital economy - Cyber is mentioned but not showcased as much as I expected. In this digital climate Joondalup's role in the Cyber resource capability building is really important.*

*The strategy sounds very nice, but is bereft of details in almost all areas. The City Centre Activation Plan is better, but still doesn't point out some obvious problems. Obviously having a CBD like Fremantle would be great for both locals and tourists. Here are some things that are probably hindering it: (1) Both residents and businesses in JCBD don't seem to stay around. I wonder if the rates being demanded are far in excess of what the location currently offers. Maybe some realism is required, especially if unique small businesses are desirable. (2) Higher density housing is required, but if it's done the same way as Iluka and the far northern suburbs, Joondalup will be somewhere you live because you have to, not because you want to. Better options that could be facilitated: Townhouse projects like that in Cockburn (2-storey European style with some yard). Secondary buildings (granny flats) on existing house blocks, without subdivision. Private room or partial house rentals by residents. Small apartment complexes dotted between normal residences. A few large apartment buildings near/in the CBD. Mixed-use commercial and residential. (3) Working in JCBD or even getting there is harder than getting into Perth CBD by public transport if you live south of Joondalup. All the bus and train timetables are set up to funnel people into Perth in the morning, and out in the evening, and sucks if you want to go the other way around. In a city with a serious car addiction, this can't be overcome by waiting for enough people to decide to use poor services until there's the numbers to give them good ones. I personally know someone who never before held a license but earned one when they moved to Perth, because it's simply required here. This is not the kind of environment young people, and especially those who have lived overseas with better public transport, are attracted to. (4) Changing that may be out of your hands, but Transperth is remarkably bad at advertising or notifying of its services, unless you already use them. There's a huge proportion of Perth residents who don't even know where local bus stops would lead or how often they arrive. Services are added, then cancelled for lack of usage, but the only people who knew they existed were people who already used other services. Train stations have good signage for navigating them, but as soon as you swap to a bus, you're trying to use armfuls of pamphlets (only numbered, never with names), a stick in the ground with a number on it, or a clunky website/app to figure out where you need to go. Very clear public transport network signage both in Joondalup train station and perhaps key areas in the CBD would be helpful. (5) The commercial area (west of Joondalup Drive) needs to be easier to get to by pedestrians/public transport. There are lots of outlets there that are useful and appealing both to locals and visitors, but is currently hostile to them. (6) Two things not needed right now but plans should be made if you want tourism: Nightlife (or at least continuous lighting between late openers) and holiday accommodation near the CBD.*

*Please see notes on behalf of our research team: Focus on innovation and support for local businesses and startups is good, and the focus on industry clusters is in line with current thinking on innovation and industry policy. Siloed clusters were mentioned as a problem, which seems to be a worthwhile challenge to devote resources to tackle. (Note: CEDA will be releasing some upcoming research in early May around Clean Energy Precincts – there may be some applicable parts in there relating to the role of government in broader industry development – we can send through when complete). The strategy outlines a number of programs to support innovation and startups – it would be good to see a little bit more on how these will be evaluated and what the strategic outcomes of them are. Housing affordability mentioned as a key challenge and good to see the need for increased residential density called out, but would be good to have a bit more detail on how this will be addressed and the role of the building approvals process. Good to see the focus on establishing and identity for the city which should help to retain visitors and support the local economy.*



Foreword: This survey has failed to advertise the word/character count BEFORE THE FORM WAS COMMENCED for submission. For this reason, my prepared survey response is brief and provides minimal supporting evidence. I can be contacted by email for elaboration if required.

<end of line> <line feed> VISITOR ECONOMY – FLAWED OVRARCHING ASSUMPTIONS.

<end of line> The City should NOT ASSUME that: <end of line> i SUCCESSFUL TOURIST INITIATIVES CAN BE PREDICTED/CLAIMED WITHOUT APPROPRIATE RESEARCH AND EVIDENCE. <end of line> The City should NOT ASSUME that: <end of line> ii MRS RECREATION RESERVES THAT ARE NOT OVERCROWDED ARE THEREFORE - UNDERUTILISED/NEED ACTIVATION. <end of line> The City should NOT ASSUME that: <end of line> iii It is BETTER PLACED THAN PRIVATE ENTERPRISE OR RATEPAYERS TO DECIDE WHICH LOCATIONS SHOULD BE DEVELOPED FOR TOURISTS. <end of line> The City should NOT ASSUME that: <end of line> iv “PLACE MAKING/ACTIVATION” i.e., DEVELOPMENT INITIATED BY THE CITY WILL ATTRACT GREATER OVERALL VISITATION TO THE CITY. <end of line> The City should NOT ASSUME that: <end of line> vi ECONOMIC DEVELOPMENT = ECONOMIC BENEFIT to the City. <end of line> <line feed> 1) Visitation has historically been achieved due to the City’s natural attractions. <end of line> 2) PMA/D - “PLACE MAKING - ACTIVATION/DEVELOPMENT” INITIATED BY THE CITY, emphasises built attractions, rather than protection of natural attractions. <end of line> 3) PMA/D cannot assume greater overall visitation to the City, just because a NEW DEVELOPMENT appears well supported i.e., OVERCROWDED. <end of line> 4) ONLY CAREFULL RESEARCH/EVIDENCE can assist the determination of potential or perceived effectiveness for visitors, residents/ratepayers. <end of line> 5) The potential exists for PMA/D to repel visitors seeking the City’s natural attractions and to be supplanted by visitors seeking a built environment. <end of line> ) The potential exists for PMA/D to repel visitors seeking the City’s natural attractions because of the resulting overcrowding and poor access/parking. This is especially probable when parking did not cater adequately before/after development. Example: The repurposing of Pinnaroo Point Beach Park and the small boat launching facility to a food, beverage and entertainment enclave. <end of line> 7) The potential exists for PMA/D designed to attract visitors seeking a built environment, to divert visitors from a previously existing built attraction, thus creating no net gain to the visitor economy, or worse – a net loss due to the loss of those that sought the natural attractions. <end of line> 8) PMA/D should not occur solely for ECONOMIC PURPOSES without consideration for the loss of amenity for resident ratepayers. <end of line> 9) Metrics for success are ALL ECONOMIC. The City has a track record of ignoring the public interest unless it aligns with a development agenda. <end of line> 10) By contrast the City of Geraldton and other LGs have done tourist research which confirms that GREATER ECONOMIC BENEFIT is achieved from LONG TERM VISITATION by lower daily budget visitors, who are attracted by natural features of the adjoining environments. <end of line> <line feed> 11) ORM – CoJ CONSULTATION OUTCOMES WERE NOT MADE ENCUMBENT UPON THE DEVELOPER WHEN CITY LAND TRANSFERS OCCURRED. <end of line> 12) ORM – DEVELOP WA DID NO PUBLIC CONSULTATION. <end of line> 13) HBC – 2013 EOI public process was conducted to select an appropriate operator, however the City substituted the operator WITHOUT PUBLIC CONSULTATION. [- - -] <end of line> 14) HBC – CROWN LAND HEAD LEASE AGREEMENT whereby MRS Recreation Reserve development would occur, was signed by the City WITHOUT PUBLIC CONSULTATION. <end of line> 15) HBC – RECOMMENDATIONS TO THE WAPC SPC WERE MADE BEFORE PUBLIC CONSULTATION. <end of line> 16) City documents used the terms “WIDELY ADVERTISED” and ENGAGEMENT interchangeably – describing accurately the one-way engagement that was followed. <end of line> 17) HBH – CoJ is a STAKEHOLDER in the HBH MASTER PLAN, however, the City - FAILED TO ENGAGE THE PUBLIC BEFORE AGREEING with the plans. <end of line> 18) HBH – Master Plan northern marina wall expansion plans will create a significant impact upon The City’s CHRMAP. The City state that the – HBH MASTER PLANS WERE NOT CONSIDERED in the CHRMAP 2023 process. <end of line> <line feed> THE CITY DO NOT HAVE A TRACK RECORD OF FOLLOWING STATE PLANNING PROCESSES. <end of line> 19) SPP 2.6 AND ASSOCIATED DOCUMENTS were not followed... <end of line> 20) CHRMAPs produced without stakeholder/public consultation. <end of line> 21) ALTERNAT/CONFLICTING CHRMAPs were produced to meet

[continues]

DIFFERENT OBJECTIVES – develop within coastal hazard zone Vs protective works to protect development within the coastal hazard zone. <end of line> 22) [- - -] <end of line> \*\*\* MRA K1332 R788 WAS THE REFERENCE TO RECOMMEND THE HBC D/A. <end of line> \*\*\* MRA K1570 SERIES, CONTEMPERANEOUS WITH HBC D/A, were used to formulate the “Public Facing” DRAFT CHRMAP 2023-2033 TO RECOMMEND GROYNES. <end of line> 23) CHRMAPS were withheld until FOI required release. <end of line> 24) The MRA CHRMAP cost/benefit analysis was flawed because it modelled ONLY ECONOMIC benefit. <end of line> <line feed> THE CITY DO NOT HAVE A TRACK RECORD OF FOLLOWING THEIR OWN PLANNING PROCESSES. <end of line> 25) CoJ Q&A - Written questions to the City of Joondalup council are routinely “re-written” before publication in italics which is a language convention utilised for direct quoting. The re-written questions routinely have contextual content and references deleted without notation. The answers provided often address only the re-written question, ignoring the deleted contextual content. <end of line> 26) The HBC development WAS RECOMMENDED DESPITE supplying a Parking Demand document with contradictory statements for peak demand time. (Stantec TECHNICAL NOTE Transport Engineering – Hillarys Beach Club 27 August 2021.) <end of line> 27) CoJ did not enforce the WAPC SPC development requirements. Ref: WAPC SPC Agenda, Meeting No. 7671, Tuesday, 7 December 2021, File number 34-50200-1 – conditions (HBC, Pinnaroo Point). Extract: “All development shall be contained within the lease boundaries shown on the approved plan(s) date stamped 3 September 2021...Waste Management Plan...Noise Management Plan...Lighting Plan for external building lighting...landscaping within the lease boundary...paving and connection to the external pedestrian network”. 28) The City’s own Place Activation Strategy has a track record of being ignored. There was a significant delay for publication of the CoJ Place activation Plan (passed 2022/03 - published in 2023/10), until after the HBC was approved. The strategy covers “Place Precincts - coastal nodes” which “...will articulate a collective commitment to activating a particular place, therefore should be developed through collaboration with the community”. <end of line> 29) Heritage Survey – errors by omission – too much to report here! The City have received multiple emails which they should have retained for records. <end of line> 30) The City’s web page errors/omission – too many to report here! The City have received multiple reports which they should have retained for records. <end of line> <line feed>

To facilitate the Innovation Precinct theme please develop incubator hubs, where people with ideas can share low cost spaces and resources. It should be conducive to networking and collaborating to develop ideas for start ups and products. It should also offer business mentorship, with easy access to training programs and advice regarding how to write a business plan, crowd source funding, access grants, pitch for investors, legal processes and tax. There should be easy and fast track access to advice on how to access existing government, education and research infrastructure, officials and resources to facilitate and expedite developing ideas and solutions.

The draft plan has many good characteritics in it and I applaud the City for it planning into the future. I believe the greatest limiting aspect will be that of both retail and affordable housing. Unless the City and/ot the State government moves quickly to allevoate the housing situation it may not be able to reach its intended goals. Genaerally the City has developed well and after 48 years we have seen it grow into a good example of local government. One aspect I did not see )might have missed it) is reference to how the City is planning to provide services for an ever increasing aging population. Compared to councils such as Stirling (whio provide a wealth of services for involvement and assistance to their aging population), these aged care services are limited and do not provide a view of looking after the aging population and enabling the to participate in a complete manner. As I said I may have missed it but it does not appear to be a feature of the economic plan.

*I appreciate Joondalup is seeking to become a "Global City" and wants to use the innovation network and academic institutes as the catalyst to do so, however, I feel the City needs to focus a little closer to home before pouring rate payer resources into programs that State Govt. et al have significant funding for. I note that the Strategy states tourism economies (destination and visitor economies), are a strategic industry, creating more than double the economic value of digital and innovation industries, and mentions the retail sector but doesn't explicitly call out the retail and hospitality sectors as the largest employment sector in Joondalup (combined equates to ~14,500 local jobs (source:economic ID). Focusing closer to home, rather than seeking Global admiration would bring much greater economic returns, such as assisting youth into employment in those industries (especially whilst studying etc), supporting those retail and hospitality businesses specifically, and the attraction of those businesses specifically using various strategies. My family own a thriving [ - - ] business in Joondalup, and I have two [ - - ] working in the [ - - ] sector in Joondalup and Wanneroo, so we are at the face of this industry and there is lots an LGA can do for this sector, but I can see it's not even been called out, it's buried in tourism because tourism sounds "important" and "strategic", but our business, nor the working young adults, are focussed on tourism trade. We all rely on local customers and local collaboration. These types of businesses aren't the minority, we are the majority, so it seems strange the strategy has missed this opportunity entirely in the strategy. The other very clear missing piece to increase economic return, is the City's policies on supporting local by procuring local suppliers. This needs to be much stronger than a 10% weighting in a procurement policy, especially for a LGA like CoJ that has suppliers with the skill sets to do most jobs the City requires. Focussing on supporting and encouraging more local suppliers to work with the City through simplifying the procurement process and prioritising local suppliers with a weighting much stronger than what's in most LGA policies. The City of Albany, I think it was, understood local economic development really well by using this strategy, by selecting suppliers that may not have had the most experience, but were local and the City provided support to help those suppliers (one road contractor in particular) to become the best in the State. LGAs need to switch their mindsets about suppliers and realise local suppliers aren't just a contractor that should feel lucky to be selected (and have to deal with some bad customer attitudes from LGAs), they should feel like an integral cog of the local economic ecosystem, working with the City, for the betterment of the City they have chosen to set up business within, and not feel like they work for the City's administration because they were lucky enough to be selected by a panel of officers or Council. The City of Joondalup has a real opportunity to live up to its values and actually be BOLD and do some things other LGAs haven't. Its own policies, and focussing on the hospitality and retail sectors, would be a great place to start.*

*As a resident of Kallaroo I'd love to see more reasons to visit Joondalup at night. During the day the area is vibrant and exciting. The commercial side is even busy on weekends with all the venues for children's parties. Come nighttime any day of the week and it's extremely disappointing. In fact we never visit the area at night (except Thursday shopping). We've often googled to see if there's anything new but never had much luck. The area possibly needs a designated area for restaurants, cafes and entertainment. Create a whole host of options in a smallish area. Similar to China Town in Northbridge, MT Lawley Cafe strip, Westfield Whitfords, main st Fremantle etc. Somewhere that's very well lit and has people, lots of them, and lots of dining options at all levels. The last time we tried to have dinner we drove and parked, didn't like the place so had to drive and park again, and then a third time before we left and went to Mullaloo. Nothing was in walking distance unless you wanted to walk dark deserted streets. Many of the restaurants have been there for years which is a good sign, but they're old and tired. The 1st one had crows and pigeons roaming the floors whilst a rat sat nearby in full view. The next place was like a time warp to Chinese restaurants of the 70s, and the 3rd place we tried had shut down but was still showing open on Google. As it is right now I would NEVER take any interstate or international friends to the City at night. There is just nothing to be proud of. I'd suggest putting all the entertainment and dining into one area and make them lift their game to survive.*

*It's an exciting vision for Joondalup. As I live in the city centre, it does need a lift in visual content. Is there any chance around Christmas to decorate down Grand Boulevard, similar to New York or other European countries. It would draw families etc and be an annual drawcard.*

*Visual:* • It may be because this is a draft, but the report appears text heavy. More graphical elements, charts, or visual representations, to replace text where appropriate or to highlight key numbers could help to soften the document. The Venn Diagram on page 9 is a great example of charts done well to reinforce key messaging. • The stock images used should be replaced with local content (particularly the cafe photo). This could be a useful way to highlight local business centres and business success stories too, through the use of breakout boxes. *Structure:* • Page 4, should consider moving the breakout quote "Imagine the next 25 years" above "A bold strategy". This would imply how the strategy will lead to economic development and, ultimately, the next 25 years of success. • Page 6, the 'Our businesses' section is unclear. This could be replaced with a clearer graphical element or table. It may also be worthwhile splitting the pillar 'Empowered local businesses and community' to 'Empowering local businesses', retaining most of the content already under this pillar, and 'Fostering community', focusing on tourism and cultural elements of the plan. Tense changed to imply that the development plan supports growth. • Page 12, consider adding a column to the right, which would outline relevant action points necessary to realise the opportunity. *Content:* • Throughout the text, there is reference to the '22 suburbs', but there is no detail as to what the suburbs are and what their core CBDs focus on. Including a map, potentially based on council wards, that names the suburbs would be a helpful visualiser. This could be included under 'Joondalup today: A city ready to transform'. • Consider replacing 'Global facing innovation ecosystem' with 'World-leading Innovation Precinct', or similar. This could also briefly link back to Joondalup's history, highlighting the technology park and ECU campus. • Remove the duplication of 'Our Priorities' on page 6 and page 13. • Potentially delete 'Whole of organisation approach' and merge the content with 'Strategic context'. Additionally, this section could briefly highlight State and/or Commonwealth funding available, and how the City will leverage that funding.

The Joondalup 2033 plan, while well-intentioned, leaves much to be desired. As we peer into the crystal ball of urban development, we find a landscape that lacks the bold strokes of innovation and a clear point of differentiation. Joondalup should be more than a dot on the map—it should be a beacon. But the plan reads like a generic landscape painting—rolling hills, cookie-cutter buildings, and a predictable skyline. Where is the architectural marvel that would make travellers pause? Joondalup needs a signature feature—a compass pointing toward its destiny. Such as A cultural Hub - n ecosystem where theatres, galleries, and performance spaces intersect. The Joondalup Arts Center, a beacon of creativity, hosts avant-garde exhibitions, classical concerts, and experimental theatre. A centre for innovation and science - to encourage and sponsor startups collaborate with seasoned entrepreneurs, scientists, and artists. Quantum computing, renewable energy, and biotechnology converge. Neighbourhoods of well-tended inviting gardens, parks, and sharded farm/allotments that enable locals to grow their own produce or coordinate a share program. A skyline a lit with Roof top bars and reasonable night life that encourages locals to stay and others come to the area creating a 24 hr city. Let us hope that the next draft amplifies innovation, embraces distinctiveness, and paints a cityscape worthy of admiration.

I agree with the themes identified in the strategy paper - the lack of "vibrancy" has been a significant constraint to the development of the Joondalup CBD over the last 30 years and that issue must be addressed effectively to incentivise new technology and other services employers to relocate to the area. Addressing that will require some investment in modernizing the infrastructure and urban landscape in the CBD. One area I feel was not covered was other commercial precincts across the city which in most cases are looking rather tired and in need of upgrading to encourage business investment. Lastly, for the strategy to succeed, a proactive and ongoing marketing effort will be crucial to identifying and "winning" business investment over other parts of the Perth metro area.



• Employment self-sufficiency (ESS) ratio doesn't appear to be included as a key statistic noting that there are targets for ESS in the Northwest Sub Region (Directions 2031 and Perth and Peel at 3.5m). • The use of ESS is critical to establish the requirement for the Joondalup Strategic Centre to employ around 45,000 people as per the Activity Centre Plan (2018 - Scenario 3 – Primary Centre) to achieve 60% ESS for the sub-region. • It is understood that the City of Joondalup is likely to exceed 60% ESS by 2031. • It would be useful to estimate employment growth over the next decade in the City of Joondalup and at ultimate development. • Visitor economy employment numbers (15,450) seem different to the City of Joondalup economy.id figures. Worth checking for consistency of definitions regarding which industry types to include for the visitor economy. • Strategic context is sound with good reference to Diversify WA • Economic development priorities make sense. • Key identified local industries make sense. • Good alignment with City of Joondalup Strategic Community Plan. • Identified partners including Cities of Wanneroo and Stirling is good to see. • Overall Expanding Horizons is a solid economic Development Strategy that is fit for purpose for enabling business growth in the City of Joondalup.

1. Start building a performing arts centre, art gallery, museum etc in Joondalup City Centre on Council owned car parks (on corner of Boas Avenue and Central Walk)..... The city needs to be kept compact to encourage people to walk around and to make the centre look busy..... If you spread out the main attractions too much - the city will look dead. 2. Do something about abandoned shopping trollies littering the city. e.g. Daily collections by (Big W, Coles, Woolworths, Target, K Mart, Lakeside shopping centre etc.)..... Erect signs to encourage shoppers not to take shopping trollies outside Lakeside shopping centre car parks..... If abandoned shopping trolley problem persists - get Council Rangers to issue fines. 3. Improve after hours access to train/bus station by ensuring the Lakeside shopping centre entrance between NAB Bank and ANZ bank on Boas Avenue is left open WHILE TRAINS ARE RUNNING. 4. Have more events in Joondalup to REPLACE EVENTS MOVED OUT OF JOONDALUP (e.g. Joondalup Festival, Little Feat festival, Central Walk markets etc.) 5. Have a weekly multi attraction mega market - using ..... COUNCIL CAR PARK (for car boot sales, farmers trucks, food vans etc.).... CENTRAL PARK (for children activities eg bouncy castle,)..... CENTRAL WALK (for market stalls)..... with areas for local artists and craftsmen to sell their works..... with performance areas (stages) for singers and musicians, school groups etc. 6. Encourage more alfresco dining along Central Walk..... by..... eliminating steep slope (created by Council) and reducing Council red tape and costs. 7. Erect colourful shade cloth and lights above Central Walk to encourage people to spend more time (i.e. linger) in city centre..... Not many people want to sit outside in the blazing sun. 8. TURN JOONDALUP INTO A CITY.....Work with Lakeside Shopping Centre to improve integration of CBD, Shopping Centre and Train/Bus station..... currently most people think of Joondalup as just another suburban shopping centre and rarely venture outside of Lakeside shopping centre..... Joondalup is currently functioning like a suburban shopping centre NOT a city..... Ideally, people should not know where shopping centre finishes and CBD starts.

Is someone in council paid to come Up with this drive? Absolutely no concept of Joondalup CBD. Just a waste of our money (as usual)

for all practical considerations this paper is worthless. You want to catch the interest of specific knowledge and development and production. Any one looking for that will get what from your paper? I "imported" a [---] to [---]. First I talked to the MITI Ministry of International Trade and Industry they wanted to know exactly what my client needed. Then they connected me to a local Government, which had exactly a facility for that purpose and more... We needed space, truck traffic connection, high powered electricity, wastewater cleaning, IT (computer) share time.. The facility I visited had all of that and more. Like: they accommodated about 10 companies, in the middle a 24 hour restaurant/coffee shop at night (that is where people meet and talk and find solutions as a community), next in a circle the offices (some shared an office), then in a circle the manufacturing spaces connected to loading bays and major road access. As pretty much all of the engineers spoke english, language was no problem. That is how you find investors. Not from papers out of dreamworld apparently drafted by people who have no idea what they should be talking about. [---]

*Having read the plan, it says all the right things but lacks substance - it does not deal with how the objectives will be achieved. I understand that it is just a high-level plan at present, but I worry that it will not be fleshed out or if it is it will take far too long and too much time will be spent on planning. It also fails to talk to issues such as over regulation (we live in a city of rules and regulations - many of which are not required), restricted retail and entertainment hours, lack of activation of our ocean/beach frontage all of which make the City of Joondalup a less attractive option for visitors.*


*Overall, the Strategy seems well considered and the three key priorities areas are strong. Comments are as follows: • I note that the cover distributed to the Council meeting is now blank, however, if it is still being considered, I believe it needs reviewing. It is uninspiring! A person's back, rubbish bin and parking meter wouldn't inspire me to invest in the City. Perhaps a collage of a few different photos of some of the excellent amenities as well as some photos of people and events - something with activity. • While I understand that this is high level, it would be great to see some of the energy, vision and excitement that was present in the CEO's paper on Innovation in the digital economy and in Christine Hamilton-Prime's presentation to Council come across in the strategy. The draft strategy is bland with little energy and while I know that this is a strategy, these can and should inspire. Documents like Expanding Horizons need to be aspirational and I was inspired when I heard the afore mentioned presentations – perhaps some of the ideas from this could be included as possible ideas/case studies. For me, the danger of being too high level is that many people will struggle to translate it to what's possible at a practical/real level. • It would be great to see some of the City's future major infrastructure projects linked in with the Strategy, for example the development of a performing arts/cultural centre. The priority "High performing City Centre and precincts" would benefit from this, again as examples, case studies. • I completely agree with the identification of the strategic industries included, however, within the section on Destination and visitor economy industries, I's like to see mention of cultural activity. Currently there is no mention of cultural activity which, I believe, is fundamental to economic development in the City, and in particular to the City centre becoming a vibrant space that fulfills the vision in the strategy for a high performing city centre. I'll be interested to see how this progresses. Thank you for the opportunity to comment.*

## APPENDIX 14 — Submission provided by North Metropolitan TAFE

North Metropolitan TAFE provided a submission using the Online Comment Form. The submission is transferred in the table below.

<b>Please provide your feedback on the draft Expanding Horizons 2033 Economic Development Strategy (North Metropolitan TAFE)</b>
<i>Congratulations on the draft Strategy, it is an ambitious and forward looking plan for the City and one North Metropolitan TAFE is proud to contribute to. I only have minor comments, overall the strategy is well structured and once designed will be a very accessible document for all. On page 10 under Knowledge Industries can the second paragraph can be expanded to not only focus on health training, but the significant training and education effort underway in the Joondalup Learning Precinct in other major areas such as cyber security, teaching and engineering as these are also aligned well with Diversify WA and the innovation ecosystem the City is nurturing through initiatives in this strategy. Also - a minor thing, there is a reference to us as 'North Metro TAFE', could you expand that to 'North Metropolitan TAFE' as that is our formally gazetted name (the second paragraph is correct).</i>

## APPENDIX 15 — Submission provided Element Advisory on behalf of Leadlease (ie Lakeside Joondalup Shopping City)



Our Ref: 17-650

12 April 2024

Chief Executive Officer  
City of Joondalup  
PO Box 21  
JOONDALUP WA 6919  
Via email: [info@joondalup.wa.gov.au](mailto:info@joondalup.wa.gov.au); [REDACTED]

Attention: [REDACTED]

**SUBMISSION IN RELATION TO THE CITY OF JOONDALUP – DRAFT EXPANDING HORIZONS 2033 ECONOMIC DEVELOPMENT STRATEGY**

**element.**, acts on behalf of Lendlease Property Management (Aust) Pty Ltd as Manager of Lakeside Joondalup Shopping City (Lakeside Joondalup) on behalf of Lendlease Funds Management ATF The Joondalup Trust (Lendlease) as Owners of Lakeside Joondalup. **element.**, has prepared this submission in relation to the City of Joondalup Draft Expanding Horizons 2033 Economic Development Strategy (draft EDS) which is currently being advertised for public comment by the City of Joondalup (the City).

In its role as Manager and Owner of Lakeside Joondalup, Lendlease is an important stakeholder in the Joondalup City Centre. Lendlease therefore welcomes the opportunity to provide feedback on the draft EDS, which identifies the key economic priorities for the City, to deliver the communities' vision and unlock the potential of the economy.

Following a review of the advertised EDS, Lendlease commends the City on taking steps to proactively drive economic development and make the most of what has already been invested by the community, businesses and the State.

The EDS notes that the three economic development priorities for the City are:

1. **High performing City Centre and precincts;**
2. **Global facing innovation ecosystem;**
3. **Empowered local business and community.**

Lendlease, as a key property owner within the City Centre strongly supports economic development priority No.1. Lendlease supports the stated intent to create a City Centre which;

- attracts strategic industries;
- has a growing residential population;
- contains a range of food and beverage land uses, with a strong night-time economy; and
- has active vibrant places.

This aligns closely with Lendlease's master plan vision for the future evolution of the Lakeside Joondalup site as a mixed use precinct that responds to the strategic planning direction established under the Joondalup Activity Centre Plan.

Level 18, 191 St Georges Terrace, Perth Western Australia 6000 - PO Box 7375 Cloisters Square, Perth Western Australia 6850  
T. (08) 9289 8300 E. [hello@elementwa.com.au](mailto:hello@elementwa.com.au) W. [elementwa.com.au](http://elementwa.com.au)



(page 2)

Chief Executive Officer  
City of Joondalup

element.

SUBMISSION IN RELATION TO CITY OF JOONDALUP – DRAFT EXPANDING HORIZONS 2033 ECONOMIC  
DEVELOPMENT STRATEGY

#### Strategic Industries

The EDS finds that there are four strategic industries in the City which are identified by their employment and growth potential as well as their role in the broader national and global economy. The strategic industries are:

- Knowledge;
- Destination and Visitor Economy (which includes retail);
- Health and Medical; and
- Digital and Innovation.

The EDS identifies that at the intersection of all these industries is the potential to grow the City as a desirable place to live, work and recreate.

We note that Lakeside Joondalup, sits within the Destination and Visitor Economy strategic industry which currently supports more than 15,000 jobs and generates close to a billion dollars in economic activity. The EDS states that a diverse visitor economy will provide for ongoing growth in the City. The EDS notes that a comprehensive retail offering is already provided at various centres including 'Lakeside Joondalup Shopping City' and that further activation of the City Centre will be a significant attractor.

The activation of the City Centre is directly associated with the economic development priority of 'High Performing City Centres and Precincts'. Lendlease support the City's position which recognises the key role that Lakeside Joondalup has in the economy and its importance in achieving Economic Development Priority 1.

#### Economic Development Priority 1 - High Performing City Centres and Precincts

The EDS sets out 'visions' and a series of 'activities to leverage' for each of the economic development priorities. Lendlease is supportive of the 'visions' and the 'activities to leverage' for Priority 1 as these are likely to have a positive impact on Lakeside Joondalup by;

- Providing for increased numbers of residents, employees and visitors and additional investment; and
- Providing an increased focus by the City on the City Centre.

While Lendlease is supportive of the 'vision' and 'activities to leverage', we also provide the following comments:

1. The vision statement '*Strategically managed assets and streamlined City planning processes are unlocking significant investment*', is aligned with State Government priorities and is supported by Lendlease as a strategic priority of the City. We recommend that the City maintain a continued focus on approval and regulatory efficiencies in the evolution of its Local Planning Framework to reduce red tape and administrative burden on all stakeholders and drive positive economic development outcomes.
2. In relation to the listed activities to leverage, for these to be implemented successfully, the City should continue to commit appropriate time and resources, and that the actions in supporting strategies such as the 'Joondalup Place Activation Strategy' are budgeted for each year and progressed by relevant City departments.

#### Economic Development Priority 2 - Global facing innovation ecosystem and Economic Development Priority 3 - Empowered local business and community

Lendlease is supportive of the 'vision' and 'activities to leverage' for economic development Priorities 2 and 3, as they are likely to have a positive impact on the City.

#### **Summary**

(page 3)

Chief Executive Officer  
City of Joondalup

**element.**

SUBMISSION IN RELATION TO CITY OF JOONDALUP – DRAFT EXPANDING HORIZONS 2033 ECONOMIC  
DEVELOPMENT STRATEGY

This submission has been prepared by **element** on behalf of Lendlease to provide comment on the City's draft EDS. As detailed above, it is understood that the nature of the EDS is high level.

Lendlease is supportive of the EDS, particularly the City's position which recognises the key role that Lakeside Joondalup has in the economy and its importance in achieving 'Economic Development Priority 1 - High Performing City Centres and Precincts'.

Lendlease supports the 'vision' and 'activities to leverage' within 'Economic Development Priority 1'. For these to be implemented successfully, we would recommend that the City continue to commit appropriate time and resources to these projects/strategic plans and that the City maintain a continued focus on approval and regulatory efficiencies in the evolution of its Local Planning Framework to reduce red tape and administrative burden on all stakeholders and drive positive economic development outcomes.

Should you have any queries or require clarification on any of the matters raised please do not hesitate to contact [REDACTED] or the undersigned on [REDACTED]

Yours sincerely  
**element**

[REDACTED]  
Associate

**element** acknowledges the Whadjuk people of the Noongar nation as traditional owners of the land on which we live and work. We acknowledge and respect their enduring culture, their contribution to the life of this city, and Elders, past and present.

## **Expanding Horizons 2033 (Draft)**

## CONTENTS

Welcome	4
Our opportunity	6
Joondalup today: A city ready to transform	8
Our vision: Expanding horizons	11
Our role	14
Whole of organisation approach	15
Strategic context	16
Our strategic industries	18
Research and engagement outcomes	24
Delivering Expanding Horizons 2033	26
High performing City Centre and precincts	28
Global facing innovation ecosystem	32
Empowered businesses and community	36
Our Partners	40
Measuring progress	41

## ACKNOWLEDGEMENT OF TRADITIONAL CUSTODIANS

The City of Joondalup acknowledges the traditional custodians of this land, the Whadjuk people of the Noongar nation. We recognise the culture of the Noongar people and the unique contribution they make to the Joondalup region and Australia. We pay our respects to their elders past, present and emerging, as well as all Aboriginal and Torres Strait Islander peoples.

*Joondalup-ak ngala kaditj Noongar moort nidja Wadjak boodjar-ak kalyakool moondang-ak kaaradj-midi. Ngala Noongar Moort wer baalabang moorditj kaadidjiny koota-djinanginy. Ngala Noongar wer Torres Strait Moort-al dandjoo koorliny kwaba-djinanginy. Koora, yeyi wer kalyakool, ngalak Noongar wer Torres Strait Birdiya wer moort koota-djinanginy.*

**WELCOME**

(content to be provide by the City)

## OUR OPPORTUNITY

The City of Joondalup is 25 years old. As our proud city achieves a quarter century, we reflect on our achievements, and we look to the future and our potential in the next 25 years to be one of Australia's major trading hubs.

Our local economy is home to 13,000 businesses who support over 57,000 jobs, and 470,000 people now live within 20 minutes of our City Centre. Our knowledge economy is growing, underpinned by emerging excellence in cyber security, medical services, tourism, and education. Our small and medium sized enterprises are building Joondalup's identity and character, providing ~~incredible services and~~ quality products and services to residents and visitors alike. Our spacious suburbs, open spaces abundant in nature, and our enviable coastline and wetlands, provide an exciting canvas upon which to build the next chapter in Joondalup's story.

Local Government ~~is helping to~~ has key role to play in unlocking Joondalup's economic ~~development~~ potential. We know our local businesses, workforce and community well better than anyone. We will continue to use our assets, resources and networks to facilitate drive investment in Joondalup, collaborate and partner with local and global institutions, build the capacity of our local businesses and attract diverse and talented people, including young people, to live, study, visit and work here. We are committed to supporting our businesses, and Australia, achieve Net Zero and building an economy that prioritises sustainability.

We have invested in and nurtured strategic industries that underpin our economy, developed strong local, regional and global networks and collaborated with our partners on a range of cultural, social and economic projects that have led us to where we are today.

### A bold strategy to guide decision making

Joondalup's economic future is bright, and our horizons will continue to expand. ~~The~~ Expanding Horizons 2033 puts forward the City's long-term vision, and its role in helping to achieve that future over the next decade. Our strategy aligns with the community's aspirations for our economy, as outlined in the Strategic Community Plan ~~(Joondalup 2032)~~, and reflects s well as in depth consultation with local business, regional and State partners, young people and City staff and Elected Members.

~~The~~ As this document highlights, the City will leverage and deliver activities to transform our City Centre, create great places, enable a global facing innovation ecosystem and empowering our businesses and community, Joondalup has the potential to be a significant strategic economy that supports state and federal economic objectives. We will ensure we are making the most of what has already been invested by our community, businesses and the State into our great city.

Imagine what we can achieve in another 25 years

### **JOONDALUP TODAY: A CITY READY TO TRANSFORM**

Today, 470,000 people live within 20 minutes of our City Centre. As our businesses and strategic industries grow, we have a significant catchment of talent to attract to work in our city.

Since Expanding Horizons was first developed as the City of Joondalup's economic development strategy in 2013:

- 6,000 new local businesses have been created
- 8,600 new local jobs have been supported
- Unemployment has remained below the WA average
- \$4.27 in building applications have been approved (residential and commercial)

Our economy today:

- 13,000 businesses supporting 57,000 jobs, with the top three employing industries being:
  - Healthcare and Social Assistance (11,900 jobs)
  - Education and Training (9,500 jobs)
  - Retail Trade (8,600 jobs)
- Produces \$7.3B in Gross Regional Product, an increase of 5.1% compared to last year
- Exports \$2B worth of goods and services from our local industries
- Generates \$10B in total output /sales
- Benefits from \$5.5B value generated by local industries
- Workforce is made up predominantly of:
  - Professionals (26%)
  - Community and Personal Service Workers (18%)
  - Sales Workers (14%)
- Attracts 25,000 workers who live outside the area, of which, 13,000 are from the City of Wanneroo

Today our City is home to 160,000 residents, including 83,000 workers who:

- Are mostly employed in
  - Healthcare and Social Assistance (13%)
  - Construction (11%)
  - Education and Training (11%)
- Are mostly employed as
  - Professionals (25%)
  - Technicians and
  - Trade Workers (15%) and
  - Clerical and Administration Workers (14%)
- Employed full time (58%) or part-time (41%)
- Hold a Bachelor degree or higher (33%)
- Mainly travel to work by car (65%)
- Mostly earn between \$500 - \$1,999 per week

## OUR VISION: EXPANDING HORIZONS

Expanding Horizons directly supports the vision for the local economy laid out by the community in the Strategic Community Plan “Joondalup 2032”:

“We are a global facing City with a prosperous and resilient economy. Our City is home to diverse industries that generate a wide range of local job opportunities. We encourage creativity and innovation, and we support opportunities to build the City’s brand as a popular business and tourism destination.”

## OUR BUSINESSES

<b>Prosperous and local</b>	<b>Innovative and confident</b>	<b>Appealing and welcoming</b>
Feel supported to grow their business in the city.	Are attracted to the City’s unique characteristics and potential and feel confident in investing in growth.	Welcome residents, and local and international visitors into the City.

## OUR PRIORITIES

To deliver on our community’s vision, and unlock the potential of our economy, the City will focus its actions on the following economic development priorities, which reflect the themes that emerged from research and engagement.

<b>High performing City Centre and precincts</b>	<b>Global facing innovation ecosystem</b>	<b>Empowered local businesses and community</b>
The City Centre will be a cosmopolitan employment, entertainment and residential hub, with a vibrant day and night economy that attracts strong visitation and encourages people to stay longer. Across the City’s 22 suburbs, Joondalup’s economic activity centres will be bustling, leveraging the City’s sense of space, natural amenity, coastline and community.	Joondalup will be home to a globally significant innovation ecosystem that drives unique knowhow, products and services in our strategic industries. Joondalup will be a place of choice for start-ups and innovators, drawn to the City’s world class innovation infrastructure, community, services and programs.	Joondalup’s small and medium sized enterprises will feel heard and supported, and will have access to skills, programs and networks that help them develop and grow. Residents will benefit from increased investment in the City, with increasing access to services, places and amenities that make Joondalup a great place to live and visit.



## OUR ROLE

The City commits to driving and enabling economic development by leveraging our resources in the areas they will make the biggest impact.

### Advocate and attract investment

- Champion Joondalup to local, state, national and global investors and funders
- Advocate for services, infrastructure and projects to grow the economy
- Facilitate creation of great places that attract activity, investment and visitation
- Position Joondalup as a leader, aligned with and supporting State Government priorities and investment
- Help build Joondalup's identity
- Attract talent, entrepreneurs and major firms from all over the world

### Partner and collaborate

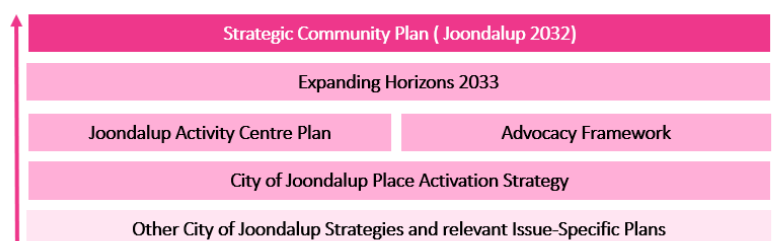
- Work with our community leaders, businesses, institutions and regional collaborators for local economic development
- Develop the City's global profile through collaborative strategic relationships to attract investment, increase knowledge sharing and attract international students and visitors
- Partner with industry and education providers to create programs and experiences that inspire young people, so they choose Joondalup to work, study, visit and live
- Invest in partnerships to support economic and activation outcomes for local businesses

### Build capacity and skills

- Provide programs, training and resources to local businesses, and help to connect them to other services
- Take a strategic approach to our assets and resources to unlock investment
- Share data, information and insights with local businesses and networks to help their investment decisions
- Communicate good news stories, opportunities, and progress on city-building projects with local business through regular publications and signature event

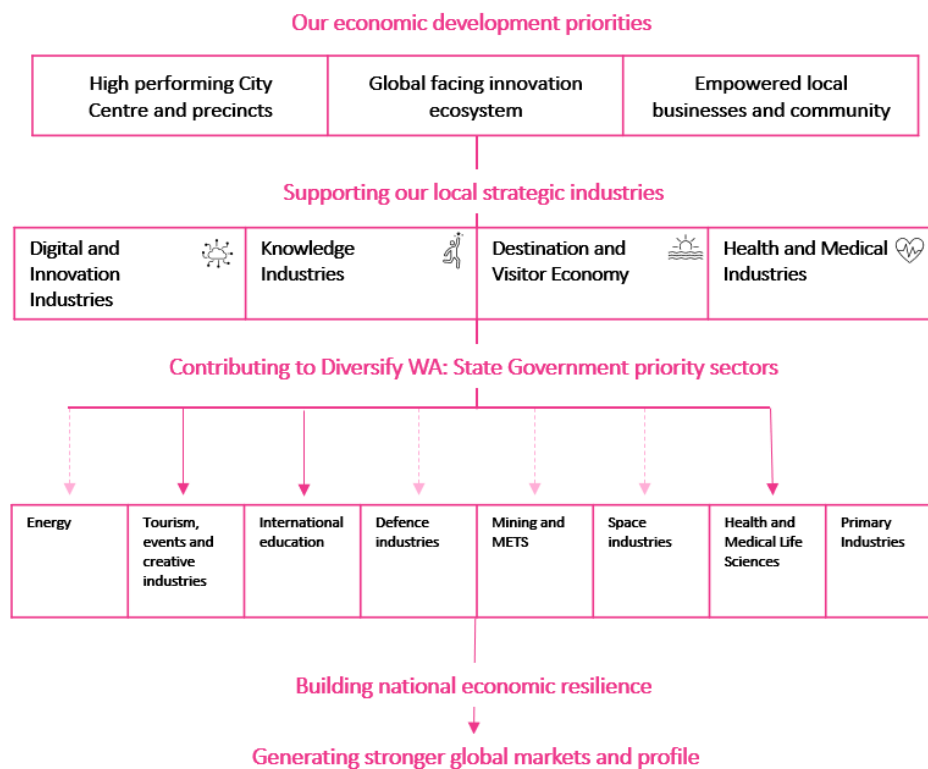
## WHOLE OF ORGANISATION APPROACH

The City will work collaboratively and leverage existing strategies and plans across our organisation to deliver on our economic development priorities.



## STRATEGIC CONTEXT

Joondalup's economy, made up of local businesses and strategic industries, is dynamic and global facing. By investing in our economic development priorities (high performing City Centre and places, global facing innovation ecosystem and empowered businesses and community), we will directly support a more diverse State economy, and through that, increase our national economic resilience.

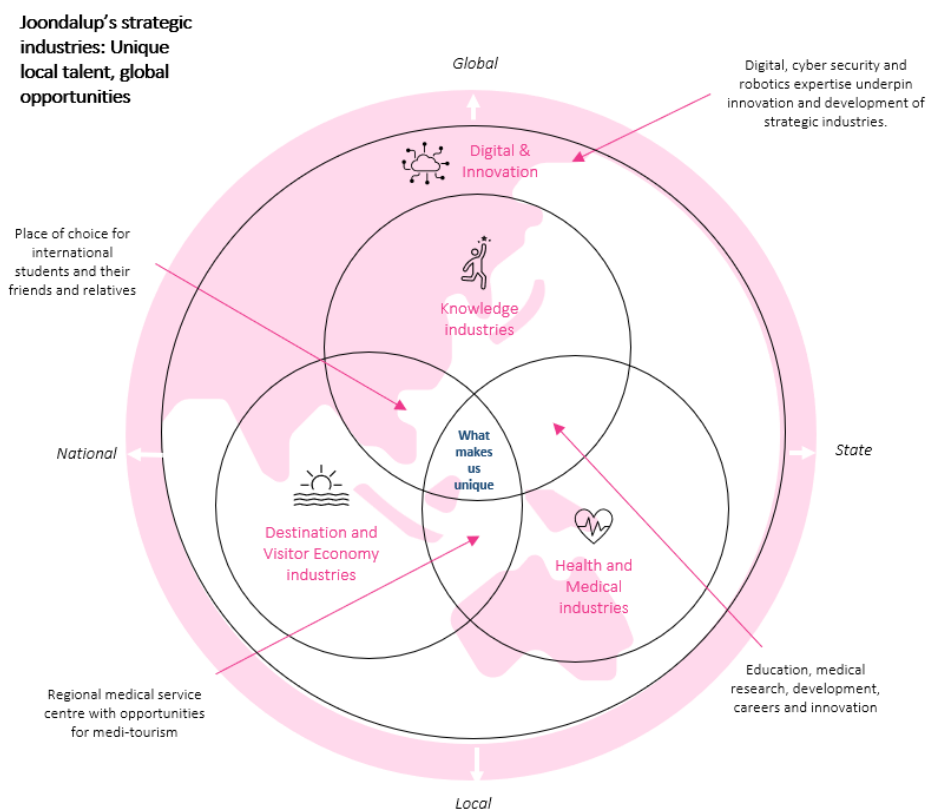


## OUR STRATEGIC INDUSTRIES

The City of Joondalup partners and collaborates with local, regional and global industry and institutions to cultivate and grow strategic industry clusters: knowledge industries (education and training), destination industries (visitor economy), health and medical industries, and digital and innovation industries.

These industry clusters have been identified by their employment and growth potential, as well as their strategic role in the broader national and global economy.

The unique ideas and exports that exist at the intersection of our strategic industries (as seen in the diagram below) are valuable and will be cultivated through a culture of innovation, collaboration and entrepreneurship. The City will leverage the investment already made, and to come, to unlock the potential of these industries in Joondalup and will partner with State Government to diversify and strengthen Western Australia's economy and build industries of global significance.



### Knowledge Industries

#### Currently supporting 9,500 local jobs, generating \$807M in economic activity\*

Joondalup's dynamic knowledge development industries offer a range of educational opportunities, from vocational to undergraduate and postgraduate training, with a strong focus on healthcare education. Institutions such as Edith Cowan University, North Metropolitan TAFE, Australia Medical Association College, and the Western Australian Police Academy serve more than 60,000 students and are developing talent that will be critical to WA's future diversified economy.

Joondalup's educational institutions ~~Institutions in the Joondalup Learning Precinct~~ are equipped with state-of-the-art facilities and resources, including modern classrooms, laboratories, simulation centres and study spaces. ECU's School of Nursing and Midwifery offers WA's largest undergraduate nursing program, providing nursing graduates pathways into hospitals, health services, and private clinics. North Metropolitan TAFE and AMA College are leading providers of vocational education and training including diploma level qualifications in nursing, health administration and aged care.

Joondalup boasts a significant cyber security capabilities through education programming, research and innovation. With more than 20% of Australia's cyber security students, Edith Cowan University is recognised by the federal government as an Academic Centre of Cyber Security Excellence.

\*Includes Education and Training Industries.

### Digital and Innovation Industries

#### Currently supporting 2,900 local jobs, generating \$407M in economic activity\*

As the State's first Innovation Hub (CyberWest Innovation Hub), Joondalup's profile for innovation and incubation is growing. Through partnerships with local, regional and global industry, institutions and stakeholders, Joondalup's digital cyber infrastructure and knowhow and is building the profile of the North Metropolitan Region as a strategic technology hub of national significance.

The State Government's 10-year Innovation Strategy prioritises the development of networks, precincts and shared facilities, presenting a significant opportunity for Joondalup to leverage.

Focused on cyber security, Joondalup's digital firms and institutions are already supporting regional businesses to enhance their cyber safety and can leverage and inform future Government investment in this sector. With advances in AI technology and constantly evolving cyber security challenges, Joondalup's digital industries and capabilities can be a key enabler of the local, regional and state economy.

Cyber Security is poised for significant growth nationally and globally and Joondalup is well positioned to support and lead.

\*Professional, Scientific and Technical Services and Information Media and Telecommunications.

### **Health and Medical Industries**

#### **Currently supporting 11,900 local jobs, generating \$987M in economic activity\***

The healthcare sector is one of Joondalup's high value sectors, based on capabilities in a wide range of areas including nursing and midwifery, aged care, cancer care, exercise science, mental health, as well as health and wellness. Joondalup is home to one of the largest hospitals in Western Australia, with health services delivered by a cluster of public, private and not-for profit healthcare providers. Joondalup Health Campus (JHC), in the heart of the city, offers a world class public and private hospital experience, with a range of medical and surgical services including maternity, neonatal and pediatric services and aged care and rehabilitation.

The vision for the future Joondalup's health and medical industries will build upon the ongoing \$256M expansion to the JHC. This gives JHC a competitive advantage as a modern facility to attract medical research and innovation partners. Tertiary status for the JHC could attract additional research institutions Joondalup, with potential to establish Joondalup as an epicenter of medical research and innovation.

\*Includes Health Care and Social Services Industries.

### **Destination and Visitor Economy Industries**

#### **Currently supporting 15,450 jobs, generating \$967M in economic activity\***

A diverse and sustainable visitor economy contributes to a strong foundation for ongoing economic growth. Joondalup strives to be more than a city – it will be a destination where visitors can find experiences that connect them to family, friends, nature, culture, career and innovation.

Joondalup boasts 17 kilometres of pristine coastline to the west and the exceptional Yellagonga Regional Park to the east. Joondalup's sweeping coastline features iconic tourism attractions, including the popular Hillarys Boat Harbour which is home to the Aquarium of Western Australia (AQWA) and the region's link to Rottnest Island. A comprehensive retail offering is provided to locals and visitors alike across the Joondalup region through flagship retail centres including Lakeside Joondalup Shopping City, Westfield Whitford City, Warwick Grove and Currambine Central. The development of Ocean Reef Marina and further activation of the City Centre will be significant visitor attractors for Joondalup.

The City proudly supports a significant migrant population, who not only contribute to a diverse and vibrant community, but who's visiting friends and relatives are a critical component of the visitor economy.

\*Includes Retail Trade, Accommodation and Food Services and Arts and Recreation Services.

## RESEARCH AND ENGAGEMENT OUTCOMES

Building on the insights of Strategic Community Plan consultation, we spoke to a range of stakeholders to understand the potential of our local economy, and its role in the regional and State economy.

We learned more about what our stakeholders think are Joondalup's strengths, opportunities, challenges, and what Local Government can do to best support local economic development. This feedback is reflected in the below themes:

THEME	CHALLENGE	OPPORTUNITY
<b>City Centre performance</b>	Poor perceptions and activation, disconnected places and lack of vibrancy.	A City Centre ready to play a key role in developing Joondalup's strategic industries, identity and visitor economy.
<b>Joondalup's identity</b>	A young City that is still working on defining itself. Local businesses feel that the lack of identity and character are constraining investment and opportunities.	A city-wide brand which the City can empower businesses to use. It will take time and collaboration, but there is momentum and a desire to see improvement in this space.
<b>Strategic industry develop</b>	Strategic industry clusters (Visitor Economy, Education, Digital, Medical) are developing in silos, and impacts are yet to spill out into the broader economy / city.	Drive strategic industry development in the City Centre to help activate and increase vibrancy. Support clusters to collaborate, build global partnerships and produce unique products and services you can't get anywhere else.
<b>Talent attraction</b>	Everyone is in a competition for talent.	Ensure residential development is a key part of activating the City Centre. Look to the North Metro region for access to talent, as neighbouring populations grow. Utilise global partnerships to attract international students and talent.
<b>Innovation</b>	Joondalup currently lacks the infrastructure (shared spaces, curated networks and communities) required to unlock innovation potential within the economy.	Innovation is on the State agenda. Joondalup can locate, understand and support the City's entrepreneurs and start-ups to create a thriving ecosystem.
<b>Young people</b>	Young people are grappling with an uncertain future and rapidly evolving technologies.	Show young people of Joondalup that there is a bright future full of meaningful work within the industries of their future right on their doorstep.
<b>Increasing visitation</b>	Attracting visitors to Joondalup and encouraging them to visit more than one place / business, is a challenge, underpinned by a lack of identity / character.	The Joondalup Destination City Strategy and destination brand are in place and if implemented will make a positive contribution to visitor attraction..

### DELIVERING EXPANDING HORIZONS 2033

To deliver on our community's vision, and unlock the potential of our economy, the City will focus its actions on three economic development priorities, which reflect the themes that emerged from research and engagement.

Implementation will be guided by using existing strategies, plans and activities to leverage the resources and capabilities we already have. Where required, new plans or initiatives will be developed to respond to emerging opportunities. This is not a full list, but is intended to provide the key activities to support the priorities outlined.

These priorities are driven by our Strategic Industries.

These priorities intersect with one another, and several listed activities contribute to multiple priorities. For instance, the medical and health cluster not only aids in the development of the city centre but also fosters innovation and supports the business community.

The priorities are crafted to fulfill the vision outlined in this document and align with the Strategic Community Plan. Each priority is directly linked to the strategic outcomes of the Strategic Community Plan while providing support across all objectives.

<b>High performing City Centre and precincts</b>	<b>Global facing innovation ecosystem</b>	<b>Empowered local businesses and community</b>
The City Centre will be a cosmopolitan employment, entertainment and residential hub, with a vibrant day and night economy that attracts strong visitation and encourages people to stay longer. Across the City's 22 suburbs, Joondalup's economic activity centres will be bustling, leveraging the City's sense of space, natural amenity, coastline and community.	Joondalup will be home to a globally significant innovation ecosystem that drives unique knowhow, products and services in our strategic industries. Joondalup will be a place of choice for start-ups and innovators, drawn to the City's world class innovation infrastructure, community, services and programs.	Joondalup's small and medium sized enterprises will feel heard and supported, and will have access to skills, programs and networks that help them develop and grow. Residents will benefit from increased investment in the City, with increasing access to services, places and amenities that make Joondalup a great place to live and visit.

## HIGH PERFORMING CITY CENTRE AND PRECINCTS

Great places are the foundation of thriving economies. The City is home to a diverse range of spaces, from local and neighbourhood centres through to higher order town centres and coastal nodes. The City Centre has an important role to play in building our strategic economy, supported by vibrant, connected and high functioning activity centres across our 22 suburbs.

The City Centre can be used to drive the development of Joondalup's character and identity. As our strategic industries (medical, digital, education and visitor economy) grow and evolve, the benefits should spill out into the City Centre, helping to attract more residents, firms, workers and visitors. Increased activity will encourage more retail and hospitality venues to invest and open, activating our streets and creating a stronger nighttime economy.

Increasing residential density in the City Centre will also be critical for creating a vibrant centre, where community meets business and together new and exciting experiences and activations are created that put Joondalup on the map.

Beyond the City Centre, the City will continue to identify and facilitate opportunities to activate activity centres and nodes through events, infrastructure and commercial operators to ensure visitors and economic activity is well dispersed across the Local Government Area. Hillarys Boat Harbour and Ocean Reef Marina will (and continue to) play a significant role in Joondalup's economy and will be important economic assets.

### Alignment with our Strategic Community Plan

1. Prosperous and Local  
Using our resources and assets to help transform the City Centre demonstrates our skin in the game, and that we are here to support businesses to grow.
2. Innovative and confident  
Creating great, unique places full of activity and character will help businesses feel confident investing.
3. Appealing and welcoming  
A vibrant and appealing City Centre is critical if we are to attract more residents, local and international visitors to the City.

### Our vision for a high performing City Centre and precincts

- Major firms and small to medium enterprises are attracted to Joondalup's location and proximity to global markets
- The residential offer in the City Centre is enhanced, [underpinned by a diverse and vibrant retail and hospitality sector, and a thriving night time economy](#) ~~diverse and creating community and vibrancy~~
- Joondalup's precincts are connected and supported by world class amenities
- Strategically managed assets and streamlined City planning processes are unlocking significant investment
- Joondalup is attracting young people who want to be a part of an exciting, global facing economy



Activities to leverage

<b>City of Joondalup Place Activation Strategy</b>	<del>Through t</del> <del>his s</del> Strategy, the City will outlines key focus areas and strategic objectives to empower, catalyse and provide the right canvas for <u>business and community to engage in</u> place activation. Implementation across the City will help lift the whole Joondalup economy.
<b>Joondalup City Centre Place Activation Plan</b>	<del>Through This Plan contains a range of development</del> projects, <del>developed in consultation with community to activate</del> the City Centre <del>will partner and collaborate with local business .The implementation of this plan and the community groups, and build their capacity to associated activate ion of the City Centre. will be critical to attract new talent to the Joondalup City Centre</del>
<b>CBD Project Cluster</b>	The Joondalup City Centre Project Cluster has a vision for the City Centre to be an iconic and recognisable business address known for its exciting innovation, technology, education and health industries. The City Centre offers abundant and varied employment opportunities for a locally-based workforce. Residents, workers and visitors enjoy high-amenity community spaces that have a vibrant, lively atmosphere.
<b>Activity Centre Plan</b>	The Activity Centre Plan is a strategic planning document developed by the City of Joondalup, provides guidance on the development of the city centre over the next ten years. This document should be reviewed regularly in line with the planning framework and the changes in economic development activity.
<b>Regional collaboration</b>	The City <del>collaborates will collaborate and partner</del> with the Cities of Stirling and Wanneroo on economic initiatives to strengthen the regional economy, with a focus on advocacy and promoting the region as a destination for visitors.
<b>Advocacy Framework</b>	This Framework guides advocacy activities for the approved Advocacy Priorities and Strategic Position Statements. The City <del>advocates will advocate</del> to State and Federal Government to progress key strategic projects and initiatives. <del>This cross-organizational Framework which has its own specific City-wide objectives.</del>

## GLOBAL FACING INNOVATION ECOSYSTEM

Innovation is on the State Government agenda. The City of Joondalup's economy will be underpinned by a strong culture of creativity, ideas and innovation, supported by world class infrastructure, support and programs.

Today, ~~much~~ of the Greater Perth metropolitan area's innovation infrastructure (shared spaces, curated networks and communities) ~~is~~ in the Perth CBD. This reflects historical aggregation and traditional models of commuting and central office-based work.

Tomorrow, the need to locate such infrastructure closer to where increasing numbers of people live and want to work, and the importance of reducing risks associated with concentrating too many assets in one place, creates an opportunity for Joondalup, the strategic urban centre servicing the population and economy of Greater Perth's northern growth corridor. , however this is slowly changing.

Joondalup's strategic industries, infrastructure and institutions are needed to produce, at increasing scale, the unique knowhow, products and services that diversify the Western Australian economy,

As the State's first Innovation Hub (CyberWest Innovation Hub), Joondalup's profile for innovation and incubation is growing, with the City contributing through partnerships with local industry, institutions and stakeholders to develop networks and deliver programs and support such as the Innovation Challenge.

The City of Joondalup has also been focused on maintaining an innovation agenda through the Joint Economic Development Initiative.

The State Government recently released a 10-year Innovation Strategy for Western Australia. The development of networks, precincts and shared facilities has been highlighted as a priority action area, which presents an opportunity for Joondalup to leverage.

### Alignment with Strategic Community Plan

1. Prosperous and Local  
Entrepreneurs and innovators will see Joondalup as a first choice to start, incubate and grow their business.
2. Innovative and confident  
Innovators and entrepreneurs will be connected with strategic and supportive networks, programs and infrastructure that unlock their potential.
3. Appealing and welcoming  
Joondalup's profile as a world class innovation hub will attract visitors, collaborators and partners from all over Australia and the world.

### Our vision for a global facing innovation ecosystem:

- Investment is targeted towards innovation infrastructure
- Joondalup's innovation ecosystem is built around our strategic industries and unique value proposition
- We actively build, facilitate and nurture-incubate communities of innovation

- Our businesses and institutions have established knowledge bridges with global innovation precincts and institutions
- Collaboration with partners to grow the regional ecosystem is driving significant regional development
- Joondalup is home to high profile innovation programs and events
- Young people are inspired and connected with opportunities to engage with innovation

Activities to leverage

<b>Joondalup Digital City Strategy</b>	<del>Through t</del> The Digital City Strategy, <del>the City will</del> supports local community and businesses to maximise the benefits new and emerging digital technologies and communication <del>As a key informing Plan of Expanding Horizons, this Plan should be reviewed regularly.</del>
<b>Health and Medical Gap Analysis Report</b>	The City of Joondalup Medical cluster group commissioned a report in 2023 to consider the competitive and comparative advantage for the health and medical sector in Joondalup. <del>A key-</del> <del>The City will partner and collaborate with to the growth of this strategic industry and Government to is progress ing</del> the recommendations of this report <del>for the growth of this strategic industry:-</del>
<b>Joondalup Innovation Precinct</b>	The <del>City will partner and collaborate with industry to realise the</del> Joondalup Innovation Precinct, <del>which will connects</del> education, businesses, entrepreneurs, start-ups, <del>young people,</del> industry and government to solve tomorrow's complex problems today using future technologies. <del>Advocating for b</del> Building and growing the Joondalup Innovation Precinct is a key platform for the growth of the innovation ecosystem.
<b>International Economic Development Activities Plan</b>	<del>The is plan guides the</del> City <del>will champion for Joondalup 's efforts</del> to leverage global opportunities, attract foreign investment, promote exports, establish partnerships and encourage economic exchanges to enhance the local economy. As a key informing Plan of Expanding Horizons, this Plan should be reviewed regularly.
<b>CyberWest Innovation Hub</b>	Joondalup is home to WA's first State Funded innovation hub: CyberWest and the Cyber Security CRC. Significant investment from the State Government's New Industries Fund was committed to bring together public, private and research sectors headquartered at the ECU Joondalup Campus. <del>The City will partner and collaborate with industry to position Joondalup as a leader in Cyber Security, and attract talent, entrepreneurs and major firms to continue to foster the innovation ecosystem. From this strong foundation, Joondalup's innovation ecosystem continues to grow:-</del>

## **EMPOWERED BUSINESS AND COMMUNITY**

Our economy is powered by our businesses and community. The City will continue to prioritise support for local businesses and ensure that gains made in the economy make Joondalup a better place to live for our community.

The success of our businesses is in part dependent on our ability to attract investment, and new firms, visitors and residents. The efficiency and ease of our systems and processes will help businesses invest in their futures. Access to support, advice, networks and training will empower businesses, helping them implement new ideas and skills that take their operations to the next level.

The City will continue to build the capacity of our local businesses, whether they're at home sole operators or SME's activating our precincts and places.

Our local business have told us that they want to see the City attracting investment, events and visitors, enhancing the performance of the City Centre, promoting the City and building a sense of character and identity.

We will continue to advocate for the infrastructure and services required to ensure Joondalup continues to be a great place to live and run a business. We will work alongside industry to make our city a significant visitor destination in WA.

### Alignment with Strategic Community Plan

1. Prosperous and Local  
Local businesses will have the skills, resources, knowledge and networks to increase their prosperity.
2. Innovative and confident  
Community and business will be inspired and supported by a culture of innovation.
3. Appealing and welcoming  
Our businesses and community will attract visitors through high quality services and experiences.

### Our vision for empowered businesses and community

- Local businesses connect with each other, global markets and ideas and knowledge
- Visitors are attracted to the Joondalup region
- We're delivering and enhancing business skills development training and programs
- Joondalup is renowned locally, regionally and internationally as a destination for visitors, students and workers
- Businesses confidently engage with data and resources and are leveraging the development of a strong local knowledge economy

Activities to leverage

<b>Industry Networks</b>	The City <del>facilitates</del> <del>will continue to facilitate</del> several industry cluster groups and networks to support its strategic industries such as the Joint Economic Development Initiative, Visitor Economy Network, Education Network, Medical Precinct Taskforce, Digital and Cyber Network and Joondalup Learning Precinct. Developing and supporting the City's clusters is a key aspect to the growth of the Joondalup economy.
<b>Business Networks</b>	Directly and in partnerships with industry associations such as the Joondalup Business Association, the City <del>delivers</del> <del>will deliver</del> and support <del>s</del> business networking and engagement opportunities.
<b>Destination Joondalup Plan</b>	The Destination Joondalup Plan <del>will should</del> be implemented through collaboration and innovation to elevate awareness and inspire new perceptions of what Joondalup has to offer and enhance visitor experience through unique and unforgettable experiences. <u>As a key plan this should be regularly reviewed.</u>
<b>Business Engagement Program</b>	The Business Engagement Program provides a first point of contact for business inquiries and investing in Joondalup. <del>It is also responsible for</del> <del>Through this program, the City will champion, promoting</del> <del>promote,</del> attracting and <del>facilitating</del> <del>facilitate</del> productive local, national and foreign direct investment in Joondalup. <del>It</del> <del>The program will</del> works with <del>St</del> ate and <del>F</del> ederal <del>G</del> overnment departments, to provide businesses with the information they need to establish or expand.
<b>Joondalup's Small Business Friendly Approvals Program</b>	<u>The City will continue to deliver the WA Government's Small Business Friendly Program which This program is supported by the WA government and</u> directs organisation-wide activities to enhance the experience of local businesses when engaging with the City.
<b>Innovation Joondalup Program</b>	Innovate Joondalup is a series of business support programs that support participants, <u>including young people,</u> to further develop themselves and their business through the entire business life-cycle from seed, start-up, scale-up and export. Programs like the Joondalup Innovation Challenge contribute to this. The City will develop and deliver programs to support its businesses

## OUR PARTNERS

### State and Commonwealth Government

Partner with Joondalup on projects that help achieve State and National economic development priorities. Provide support through expertise, networks and advice.

### Local business

Help attract visitors to Joondalup by delivering exceptional services, promoting a shared brand and collaborating with each other to encourage more spending in the local economy. Make the most of the support and information that is available.

### Networks and associations

Engage with the City and share information with networks, helping us to reach as many businesses and people as possible with support, data, updates and resources.

### Industry and institutions

Drive the change you want to see in the local economy. Partner with the City on strategic projects and partnerships that will transform our economy.

### Regional partners: City of Wanneroo and City of Stirling

Collaborate on industry development projects that support our regional economy and bring great infrastructure and services to our three communities and the people who live, work, study, visit and invest in them.

## MEASURING PROGRESS

The City will track key indicators that will help us understand how our local economy is developing.

Theme	Measure
1. Our businesses are growing	Grow business count by employee size in each fiveyear census period to 2033 <sup>+</sup> . Sustained net increase in the number of new businesses registering the City of Joondalup as their place of business.
2. More residents are employed locally	Exceed the 2013 <sup>6</sup> Census based employment self containment measure: <del>Of</del> 30% in subsequent census periods to 2033 <sup>+</sup>
3. More businesses are locating to our City Centre	Sustained yearly increase in the number of new businesses registering the City Centre as their place of business.
4. We have more high value jobs in Joondalup	Sustained yearly growth in jobs in strategic industries. Sustained yearly growth in <del>knowledge-based occupations</del> professional services.
5. Our Innovation ecosystem is growing	Sustained yearly increase in new business entrants in Joondalup's strategic industries.

6. Our local Gross <del>Value Add</del> Regional Product continues to grow	Exceed yearly regional growth trend in Gross <del>Value Add</del> Regional Product in 5-year periods to 2033.
7. Our <del>business inquiries increase year on year</del> There are more local jobs	<del>10% increase per annum in business inquiries</del> Local jobs created each 5-year Census period to achieve employment self sufficiency of 60% by 2033.

The City of Joondalup

T: 08 9400 4000

E: [info@joondalup.wa.gov.au](mailto:info@joondalup.wa.gov.au)

90 Boas Avenue Joondalup WA 6027

PO Box 21 Joondalup WA 6919

[Joondalup.wa.gov.au](http://Joondalup.wa.gov.au)

This document is available in alternative formats upon request



## **Expanding Horizons 2033 (Draft)**

## CONTENTS

Welcome	4
Our opportunity	6
Joondalup today: A city ready to transform	8
Our vision: Expanding horizons	11
Our role	14
Whole of organisation approach	15
Strategic context	16
Our strategic industries	18
Research and engagement outcomes	24
Delivering Expanding Horizons 2033	26
High performing City Centre and precincts	28
Global facing innovation ecosystem	32
Empowered businesses and community	36
Our Partners	40
Measuring progress	41

## ACKNOWLEDGEMENT OF TRADITIONAL CUSTODIANS

The City of Joondalup acknowledges the traditional custodians of this land, the Whadjuk people of the Noongar nation. We recognise the culture of the Noongar people and the unique contribution they make to the Joondalup region and Australia. We pay our respects to their elders past, present and emerging, as well as all Aboriginal and Torres Strait Islander peoples.

*Joondalup-ak ngala kaditj Noongar moort nidja Wadjak boodjar-ak kalyakool moondang-ak kaaradj-midi. Ngala Noongar Moort wer baalabang moorditj kaadidjiny koota-djinanginy. Ngala Noongar wer Torres Strait Moort-al dandjoo koorliny kwaba-djinanginy. Koora, yeyi wer kalyakool, ngalak Noongar wer Torres Strait Birdiya wer moort koota-djinanginy.*

**WELCOME**

(content to be provide by the City)

## **OUR OPPORTUNITY**

The City of Joondalup is 25 years old. As our proud city achieves a quarter century, we reflect on our achievements, and we look to the future and our potential in the next 25 years to be one of Australia's major trading hubs.

Our local economy is home to 13,000 businesses who support over 57,000 jobs, and 470,000 people now live within 20 minutes of our City Centre. Our knowledge economy is growing, underpinned by emerging excellence in cyber security, medical services, tourism, and education. Our small and medium sized enterprises are building Joondalup's identity and character, providing quality products and services to residents and visitors alike. Our spacious suburbs, open spaces abundant in nature, and our enviable coastline and wetlands, provide an exciting canvas upon which to build the next chapter in Joondalup's story.

Local Government is helping to unlock Joondalup's economic potential. We know our local businesses, workforce and community well. We will continue to use our assets, resources and networks to facilitate investment in Joondalup, collaborate and partner with local and global institutions, build the capacity of our local businesses and attract diverse and talented people, to live, study, visit and work here. We are committed to build an economy that prioritises sustainability.

We have invested in and nurtured strategic industries that underpin our economy, developed strong local, regional and global networks and collaborated with our partners on a range of cultural, social and economic projects that have led us to where we are today.

### A bold strategy to guide decision making

Joondalup's economic future is bright, and our horizons will continue to expand. Expanding Horizons 2033 puts forward the City's long-term vision, and its role in helping to achieve that future over the next decade. Our strategy aligns with the community's aspirations for our economy, as outlined in the Strategic Community Plan Joondalup 2032, and reflects consultation with local business, regional and State partners, young people and City staff and Elected Members.

The City will leverage and deliver activities to transform our City Centre, create great places, enable a global facing innovation ecosystem and empowering our businesses and community, Joondalup has the potential to be a significant strategic economy that supports state and federal economic objectives. We will ensure we are making the most of what has already been invested by our community, businesses and the State into our great city.

Imagine what we can achieve in another 25 years.

### **JOONDALUP TODAY: A CITY READY TO TRANSFORM**

Today, 470,000 people live within 20 minutes of our City Centre. As our businesses and strategic industries grow, we have a significant catchment of talent to attract to work in our city.

Since Expanding Horizons was first developed as the City of Joondalup's economic development strategy in 2013:

- 6,000 new local businesses have been created
- 8,600 new local jobs have been supported
- Unemployment has remained below the WA average
- \$4.27 in building applications have been approved (residential and commercial)

Our economy today:

- 13,000 businesses supporting 57,000 jobs, with the top three employing industries being:
  - Healthcare and Social Assistance (11,900 jobs)
  - Education and Training (9,500 jobs)
  - Retail Trade (8,600 jobs)
- Produces \$7.3B in Gross Regional Product, an increase of 5.1% compared to last year
- Exports \$2B worth of goods and services from our local industries
- Generates \$10B in total output /sales
- Benefits from \$5.5B value generated by local industries
- Workforce is made up predominantly of:
  - Professionals (26%)
  - Community and Personal Service Workers (18%)
  - Sales Workers (14%)
- Attracts 25,000 workers who live outside the area, of which, 13,000 are from the City of Wanneroo

Today our City is home to 160,000 residents, including 83,000 workers who:

- Are mostly employed in
  - Healthcare and Social Assistance (13%)
  - Construction (11%)
  - Education and Training (11%)
- Are mostly employed as
  - Professionals (25%)
  - Technicians and
  - Trade Workers (15%) and
  - Clerical and Administration Workers (14%)
- Employed full time (58%) or part-time (41%)
- Hold a Bachelor degree or higher (33%)
- Mainly travel to work by car (65%)
- Mostly earn between \$500 - \$1,999 per week

## OUR VISION: EXPANDING HORIZONS

Expanding Horizons directly supports the vision for the local economy laid out by the community in the Strategic Community Plan “Joondalup 2032”:

“We are a global facing City with a prosperous and resilient economy. Our City is home to diverse industries that generate a wide range of local job opportunities. We encourage creativity and innovation, and we support opportunities to build the City’s brand as a popular business and tourism destination.”

## OUR BUSINESSES

<b>Prosperous and local</b>	<b>Innovative and confident</b>	<b>Appealing and welcoming</b>
Feel supported to grow their business in the city.	Are attracted to the City’s unique characteristics and potential and feel confident in investing in growth.	Welcome residents, and local and international visitors into the City.

## OUR PRIORITIES

To deliver on our community’s vision, and unlock the potential of our economy, the City will focus its actions on the following economic development priorities, which reflect the themes that emerged from research and engagement.

<b>High performing City Centre and precincts</b>	<b>Global facing innovation ecosystem</b>	<b>Empowered local businesses and community</b>
The City Centre will be a cosmopolitan employment, entertainment and residential hub, with a vibrant day and night economy that attracts strong visitation and encourages people to stay longer. Across the City’s 22 suburbs, Joondalup’s economic activity centres will be bustling, leveraging the City’s sense of space, natural amenity, coastline and community.	Joondalup will be home to a globally significant innovation ecosystem that drives unique knowhow, products and services in our strategic industries. Joondalup will be a place of choice for start-ups and innovators, drawn to the City’s world class innovation infrastructure, community, services and programs.	Joondalup’s small and medium sized enterprises will feel heard and supported, and will have access to skills, programs and networks that help them develop and grow. Residents will benefit from increased investment in the City, with increasing access to services, places and amenities that make Joondalup a great place to live and visit.

## OUR ROLE

The City commits to driving and enabling economic development by leveraging our resources in the areas they will make the biggest impact.

### Advocate and attract investment

- Champion Joondalup to local, state, national and global investors and funders
- Advocate for services, infrastructure and projects to grow the economy
- Facilitate creation of great places that attract activity, investment and visitation
- Position Joondalup as a leader, aligned with and supporting State Government priorities and investment
- Help build Joondalup's identity
- Attract talent, entrepreneurs and major firms from all over the world

### Partner and collaborate

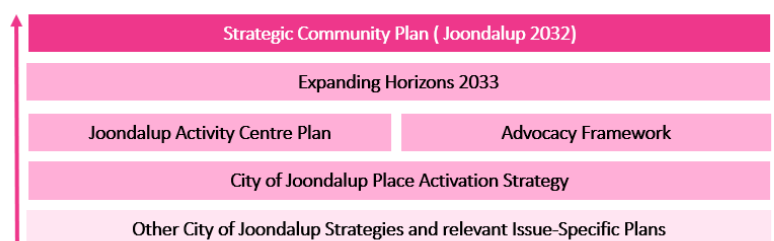
- Work with our community leaders, businesses, institutions and regional collaborators for local economic development
- Develop the City's global profile through collaborative strategic relationships to attract investment, increase knowledge sharing and attract international students and visitors
- Partner with industry and education providers to create programs and experiences that inspire young people, so they choose Joondalup to work, study, visit and live
- Invest in partnerships to support economic and activation outcomes for local businesses

### Build capacity and skills

- Provide programs, training and resources to local businesses, and help to connect them to other services
- Take a strategic approach to our assets and resources to unlock investment
- Share data, information and insights with local businesses and networks to help their investment decisions
- Communicate good news stories, opportunities, and progress on city-building projects with local business through regular publications and signature event

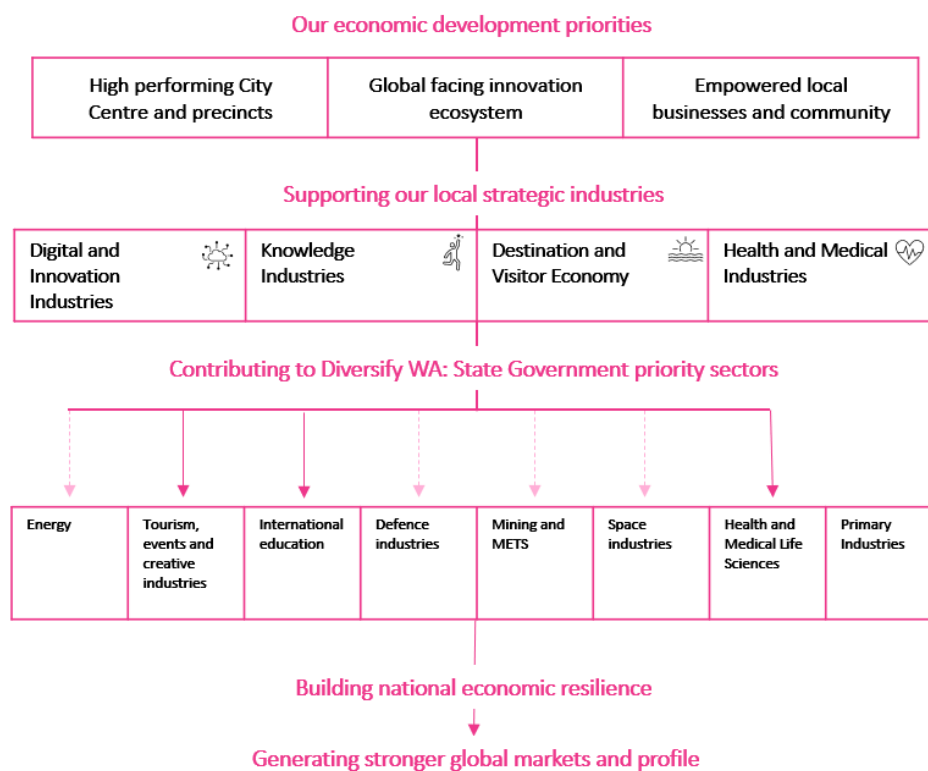
## WHOLE OF ORGANISATION APPROACH

The City will work collaboratively and leverage existing strategies and plans across our organisation to deliver on our economic development priorities.



## STRATEGIC CONTEXT

Joondalup's economy, made up of local businesses and strategic industries, is dynamic and global facing. By investing in our economic development priorities (high performing City Centre and places, global facing innovation ecosystem and empowered businesses and community), we will directly support a more diverse State economy, and through that, increase our national economic resilience.



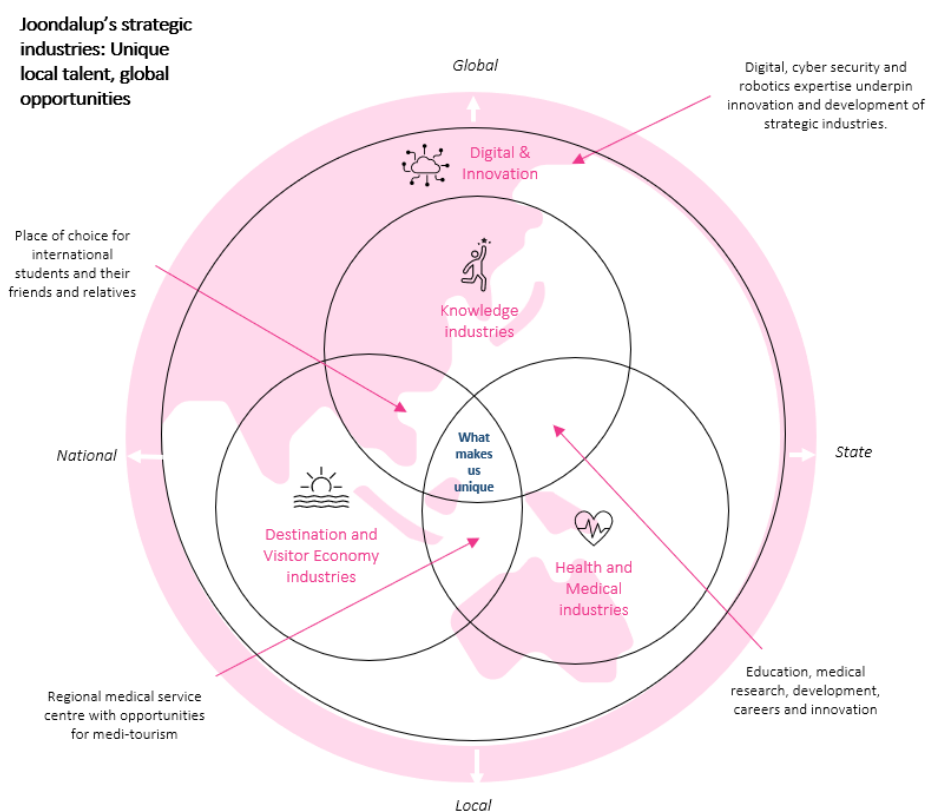


## OUR STRATEGIC INDUSTRIES

The City of Joondalup partners and collaborates with local, regional and global industry and institutions to cultivate and grow strategic industry clusters: knowledge industries (education and training), destination industries (visitor economy), health and medical industries, and digital and innovation industries.

These industry clusters have been identified by their employment and growth potential, as well as their strategic role in the broader national and global economy.

The unique ideas and exports that exist at the intersection of our strategic industries (as seen in the diagram below) are valuable and will be cultivated through a culture of innovation, collaboration and entrepreneurship. The City will leverage the investment already made, and to come, to unlock the potential of these industries in Joondalup and will partner with State Government to diversify and strengthen Western Australia's economy and build industries of global significance.



### **Knowledge Industries**

#### **Currently supporting 9,500 local jobs, generating \$807M in economic activity\***

Joondalup's dynamic knowledge development industries offer a range of educational opportunities, from vocational to undergraduate and postgraduate training, with a strong focus on healthcare education. Institutions such as Edith Cowan University, North Metropolitan TAFE, Australia Medical Association College, and the Western Australian Police Academy serve more than 60,000 students and are developing talent that will be critical to WA's future diversified economy.

Institutions in the Joondalup Learning Precinct are equipped with state-of-the-art facilities and resources, including modern classrooms, laboratories, simulation centres and study spaces. ECU's School of Nursing and Midwifery offers WA's largest undergraduate nursing program, providing nursing graduates pathways into hospitals, health services, and private clinics. North Metropolitan TAFE and AMA College are leading providers of vocational education and training including diploma level qualifications in nursing, health administration and aged care.

Joondalup boasts significant cyber security capabilities through education programming, research and innovation. With more than 20% of Australia's cyber security students, Edith Cowan University is recognised by the federal government as an Academic Centre of Cyber Security Excellence.

\*Includes Education and Training Industries.

### **Digital and Innovation Industries**

#### **Currently supporting 2,900 local jobs, generating \$407M in economic activity\***

As the State's first Innovation Hub (CyberWest Innovation Hub), Joondalup's profile for innovation and incubation is growing. Through partnerships with local, regional and global industry, institutions and stakeholders, Joondalup's digital cyber infrastructure and knowhow and is building the profile of the North Metropolitan Region as a strategic technology hub of national significance.

The State Government's 10-year Innovation Strategy prioritises the development of networks, precincts and shared facilities, presenting a significant opportunity for Joondalup to leverage.

Focused on cyber security, Joondalup's digital firms and institutions are already supporting regional businesses to enhance their cyber safety and can leverage and inform future Government investment in this sector. With advances in AI technology and constantly evolving cyber security challenges, Joondalup's digital industries and capabilities can be a key enabler of the local, regional and state economy.

Cyber Security is poised for significant growth nationally and globally and Joondalup is well positioned to support and lead.

\*Professional, Scientific and Technical Services and Information Media and Telecommunications.

### **Health and Medical Industries**

#### **Currently supporting 11,900 local jobs, generating \$987M in economic activity\***

The healthcare sector is one of Joondalup's high value sectors, based on capabilities in a wide range of areas including nursing and midwifery, aged care, cancer care, exercise science, mental health, as well as health and wellness. Joondalup is home to one of the largest hospitals in Western Australia, with health services delivered by a cluster of public, private and not-for profit healthcare providers. Joondalup Health Campus (JHC), in the heart of the city, offers a world class public and private hospital experience, with a range of medical and surgical services including maternity, neonatal and pediatric services and aged care and rehabilitation.

The vision for the future Joondalup's health and medical industries will build upon the ongoing \$256M expansion to the JHC. This gives JHC a competitive advantage as a modern facility to attract medical research and innovation partners. Tertiary status for the JHC could attract additional research institutions Joondalup, with potential to establish Joondalup as an epicenter of medical research and innovation.

\*Includes Health Care and Social Services Industries.

### **Destination and Visitor Economy Industries**

#### **Currently supporting 15,450 jobs, generating \$967M in economic activity\***

A diverse and sustainable visitor economy contributes to a strong foundation for ongoing economic growth. Joondalup strives to be more than a city – it will be a destination where visitors can find experiences that connect them to family, friends, nature, culture, career and innovation.

Joondalup boasts 17 kilometres of pristine coastline to the west and the exceptional Yellagonga Regional Park to the east. Joondalup's sweeping coastline features iconic tourism attractions, including the popular Hillarys Boat Harbour which is home to the Aquarium of Western Australia (AQWA) and the region's link to Rottnest Island. A comprehensive retail offering is provided to locals and visitors alike across the Joondalup region through flagship retail centres including Lakeside Joondalup Shopping City, Westfield Whitford City, Warwick Grove and Currambine Central. The development of Ocean Reef Marina and further activation of the City Centre will be significant visitor attractors for Joondalup.

The City proudly supports a significant migrant population, who not only contribute to a diverse and vibrant community, but who's visiting friends and relatives are a critical component of the visitor economy.

\*Includes Retail Trade, Accommodation and Food Services and Arts and Recreation Services.

## RESEARCH AND ENGAGEMENT OUTCOMES

Building on the insights of Strategic Community Plan consultation, we spoke to a range of stakeholders to understand the potential of our local economy, and its role in the regional and State economy.

We learned more about what our stakeholders think are Joondalup's strengths, opportunities, challenges, and what Local Government can do to best support local economic development. This feedback is reflected in the below themes:

THEME	CHALLENGE	OPPORTUNITY
<b>City Centre performance</b>	Poor perceptions and activation, disconnected places and lack of vibrancy.	A City Centre ready to play a key role in developing Joondalup's strategic industries, identity and visitor economy.
<b>Joondalup's identity</b>	A young City that is still working on defining itself. Local businesses feel that the lack of identity and character are constraining investment and opportunities.	A city-wide brand which the City can empower businesses to use. It will take time and collaboration, but there is momentum and a desire to see improvement in this space.
<b>Strategic industry develop</b>	Strategic industry clusters (Visitor Economy, Education, Digital, Medical) are developing in silos, and impacts are yet to spill out into the broader economy / city.	Drive strategic industry development in the City Centre to help activate and increase vibrancy. Support clusters to collaborate, build global partnerships and produce unique products and services you can't get anywhere else.
<b>Talent attraction</b>	Everyone is in a competition for talent.	Ensure residential development is a key part of activating the City Centre. Look to the North Metro region for access to talent, as neighbouring populations grow. Utilise global partnerships to attract international students and talent.
<b>Innovation</b>	Joondalup currently lacks the infrastructure (shared spaces, curated networks and communities) required to unlock innovation potential within the economy.	Innovation is on the State agenda. Joondalup can locate, understand and support the City's entrepreneurs and start-ups to create a thriving ecosystem.
<b>Young people</b>	Young people are grappling with an uncertain future and rapidly evolving technologies.	Show young people of Joondalup that there is a bright future full of meaningful work within the industries of their future right on their doorstep.
<b>Increasing visitation</b>	Attracting visitors to Joondalup and encouraging them to visit more than one place / business, is a challenge, underpinned by a lack of identity / character.	The Joondalup Destination City Strategy and destination brand are in place and if implemented will make a positive contribution to visitor attraction..

### DELIVERING EXPANDING HORIZONS 2033

To deliver on our community's vision, and unlock the potential of our economy, the City will focus its actions on three economic development priorities, which reflect the themes that emerged from research and engagement.

Implementation will be guided by using existing strategies, plans and activities to leverage the resources and capabilities we already have. Where required, new plans or initiatives will be developed to respond to emerging opportunities. This is not a full list, but is intended to provide the key activities to support the priorities outlined.

These priorities are driven by our Strategic Industries.

These priorities intersect with one another, and several listed activities contribute to multiple priorities. For instance, the medical and health cluster not only aids in the development of the city centre but also fosters innovation and supports the business community.

The priorities are crafted to fulfill the vision outlined in this document and align with the Strategic Community Plan. Each priority is directly linked to the strategic outcomes of the Strategic Community Plan while providing support across all objectives.

High performing City Centre and precincts	Global facing innovation ecosystem	Empowered local businesses and community
The City Centre will be a cosmopolitan employment, entertainment and residential hub, with a vibrant day and night economy that attracts strong visitation and encourages people to stay longer. Across the City's 22 suburbs, Joondalup's economic activity centres will be bustling, leveraging the City's sense of space, natural amenity, coastline and community.	Joondalup will be home to a globally significant innovation ecosystem that drives unique knowhow, products and services in our strategic industries. Joondalup will be a place of choice for start-ups and innovators, drawn to the City's world class innovation infrastructure, community, services and programs.	Joondalup's small and medium sized enterprises will feel heard and supported, and will have access to skills, programs and networks that help them develop and grow. Residents will benefit from increased investment in the City, with increasing access to services, places and amenities that make Joondalup a great place to live and visit.

## **HIGH PERFORMING CITY CENTRE AND PRECINCTS**

Great places are the foundation of thriving economies. The City is home to a diverse range of spaces, from local and neighbourhood centres through to higher order town centres and coastal nodes. The City Centre has an important role to play in building our strategic economy, supported by vibrant, connected and high functioning activity centres across our 22 suburbs.

The City Centre can be used to drive the development of Joondalup's character and identity. As our strategic industries (medical, digital, education and visitor economy) grow and evolve, the benefits should spill out into the City Centre, helping to attract more residents, firms, workers and visitors. Increased activity will encourage more retail and hospitality venues to invest and open, activating our streets and creating a stronger nighttime economy.

Increasing residential density in the City Centre will also be critical for creating a vibrant centre, where community meets business and together new and exciting experiences and activations are created that put Joondalup on the map.

Beyond the City Centre, the City will continue to identify and facilitate opportunities to activate activity centres and nodes through events, infrastructure and commercial operators to ensure visitors and economic activity is well dispersed across the Local Government Area. Hillarys Boat Harbour and Ocean Reef Marina will (and continue to) play a significant role in Joondalup's economy and will be important economic assets.

### Alignment with our Strategic Community Plan

1. Prosperous and Local  
Using our resources and assets to help transform the City Centre demonstrates our skin in the game, and that we are here to support businesses to grow.
2. Innovative and confident  
Creating great, unique places full of activity and character will help businesses feel confident investing.
3. Appealing and welcoming  
A vibrant and appealing City Centre is critical if we are to attract more residents, local and international visitors to the City.

### Our vision for a high performing City Centre and precincts

- Major firms and small to medium enterprises are attracted to Joondalup's location and proximity to global markets
- The residential offer in the City Centre is enhanced, underpinned by a diverse and vibrant retail and hospitality sector, and a thriving night time economy
- Joondalup's precincts are connected and supported by world class amenities
- Strategically managed assets and streamlined City planning processes are unlocking significant investment
- Joondalup is attracting young people who want to be a part of an exciting, global facing economy

Activities to leverage

<b>City of Joondalup Place Activation Strategy</b>	Through this strategy, the City will outline key focus areas and strategic objectives to empower, catalyse and provide the right canvas for business and community to engage in place activation. Implementation across the City will help lift the whole Joondalup economy.
<b>Joondalup City Centre Place Activation Plan</b>	Through a range of development projects, the City will partner and collaborate with local business and community groups, and build their capacity to activate the City Centre.
<b>CBD Project Cluster</b>	The Joondalup City Centre Project Cluster has a vision for the City Centre to be an iconic and recognisable business address known for its exciting innovation, technology, education and health industries. The City Centre offers abundant and varied employment opportunities for a locally-based workforce. Residents, workers and visitors enjoy high-amenity community spaces that have a vibrant, lively atmosphere.
<b>Activity Centre Plan</b>	The Activity Centre Plan is a strategic planning document developed by the City of Joondalup, provides guidance on the development of the city centre over the next ten years. This document should be reviewed regularly in line with the planning framework and the changes in economic development activity.
<b>Regional collaboration</b>	The City will collaborate and partner with the Cities of Stirling and Wanneroo on economic initiatives to strengthen the regional economy, with a focus on advocacy and promoting the region as a destination for visitors.
<b>Advocacy Framework</b>	This Framework guides advocacy activities for the approved Advocacy Priorities and Strategic Position Statements. The City will advocate to State and Federal Government to progress key strategic projects and initiatives.

## **GLOBAL FACING INNOVATION ECOSYSTEM**

Innovation is on the State Government agenda. The City of Joondalup's economy will be underpinned by a strong culture of creativity, ideas and innovation, supported by world class infrastructure, support and programs.

Today, much of the Greater Perth metropolitan area's innovation infrastructure (shared spaces, curated networks and communities) is in the Perth CBD. This reflects historical aggregation and traditional models of commuting and central office-based work.

Tomorrow, the need to locate such infrastructure closer to where increasing numbers of people live and want to work, and the importance of reducing risks associated with concentrating too many assets in one place, creates an opportunity for Joondalup, the strategic urban centre servicing the population and economy of Greater Perth's northern growth corridor. .

Joondalup's strategic industries, infrastructure and institutions are needed to produce, at increasing scale, the unique knowhow, products and services that diversify the Western Australian economy,

As the State's first Innovation Hub (CyberWest Innovation Hub), Joondalup's profile for innovation and incubation is growing, with the City contributing through partnerships with local industry, institutions and stakeholders to develop networks and deliver programs and support such as the Innovation Challenge.

The City of Joondalup has also been focused on maintaining an innovation agenda through the Joint Economic Development Initiative.

The State Government recently released a 10-year Innovation Strategy for Western Australia. The development of networks, precincts and shared facilities has been highlighted as a priority action area, which presents an opportunity for Joondalup to leverage.

### Alignment with Strategic Community Plan

1. Prosperous and Local  
Entrepreneurs and innovators will see Joondalup as a first choice to start, incubate and grow their business.
2. Innovative and confident  
Innovators and entrepreneurs will be connected with strategic and supportive networks, programs and infrastructure that unlock their potential.
3. Appealing and welcoming  
Joondalup's profile as a world class innovation hub will attract visitors, collaborators and partners from all over Australia and the world.

### Our vision for a global facing innovation ecosystem:

- Investment is targeted towards innovation infrastructure
- Joondalup's innovation ecosystem is built around our strategic industries and unique value proposition
- We actively build, facilitate and incubate communities of innovation



- Our businesses and institutions have established knowledge bridges with global innovation precincts and institutions
- Collaboration with partners to grow the regional ecosystem is driving significant regional development
- Joondalup is home to high profile innovation programs and events
- Young people are inspired and connected with opportunities to engage with innovation

**Activities to leverage**

<b>Joondalup Digital City Strategy</b>	Through the Digital City Strategy, the City will support local community and businesses to maximise the benefits new and emerging digital technologies and communication.
<b>Health and Medical Gap Analysis Report</b>	The City of Joondalup Medical cluster group commissioned a report in 2023 to consider the competitive and comparative advantage for the health and medical sector in Joondalup. The City will partner and collaborate with industry and Government to progress the recommendations of this report for the growth of this strategic industry
<b>Joondalup Innovation Precinct</b>	The City will partner and collaborate with industry to realise the Joondalup Innovation Precinct, which will connect education, businesses, entrepreneurs, start-ups, young people, industry and government to solve tomorrow's complex problems today using future technologies. Advocating for building and growing the Joondalup Innovation Precinct is a key platform for the growth of the innovation ecosystem.
<b>International Economic Development Activities Plan</b>	The City will champion for Joondalup to leverage global opportunities, attract foreign investment, promote exports, establish partnerships and encourage economic exchanges to enhance the local economy. As a key informing Plan of Expanding Horizons, this Plan should be reviewed regularly.
<b>CyberWest Innovation Hub</b>	Joondalup is home to WA's first State Funded innovation hub: CyberWest and the Cyber Security CRC. Significant investment from the State Government's New Industries Fund was committed to bring together public, private and research sectors headquartered at the ECU Joondalup Campus. The City will partner and collaborate with industry to position Joondalup as a leader in Cyber Security, and attract talent, entrepreneurs and major firms to continue to foster the innovation ecosystem.

## **EMPOWERED BUSINESS AND COMMUNITY**

Our economy is powered by our businesses and community. The City will continue to prioritise support for local businesses and ensure that gains made in the economy make Joondalup a better place to live for our community.

The success of our businesses is in part dependent on our ability to attract investment, and new firms, visitors and residents. The efficiency and ease of our systems and processes will help businesses invest in their futures. Access to support, advice, networks and training will empower businesses, helping them implement new ideas and skills that take their operations to the next level.

The City will continue to build the capacity of our local businesses, whether they're at home sole operators or SME's activating our precincts and places.

Our local business have told us that they want to see the City attracting investment, events and visitors, enhancing the performance of the City Centre, promoting the City and building a sense of character and identity.

We will continue to advocate for the infrastructure and services required to ensure Joondalup continues to be a great place to live and run a business. We will work alongside industry to make our city a significant visitor destination in WA.

### Alignment with Strategic Community Plan

1. Prosperous and Local  
Local businesses will have the skills, resources, knowledge and networks to increase their prosperity.
2. Innovative and confident  
Community and business will be inspired and supported by a culture of innovation.
3. Appealing and welcoming  
Our businesses and community will attract visitors through high quality services and experiences.

### Our vision for empowered businesses and community

- Local businesses connect with each other, global markets and ideas and knowledge
- Visitors are attracted to the Joondalup region
- We're delivering and enhancing business skills development training and programs
- Joondalup is renowned locally, regionally and internationally as a destination for visitors, students and workers
- Businesses confidently engage with data and resources and are leveraging the development of a strong local knowledge economy

Activities to leverage

<b>Industry Networks</b>	The City will continue to facilitate several industry cluster groups and networks to support its strategic industries such as the Joint Economic Development Initiative, Visitor Economy Network, Education Network, Medical Precinct Taskforce, Digital and Cyber Network and Joondalup Learning Precinct. Developing and supporting the City's clusters is a key aspect to the growth of the Joondalup economy.
<b>Business Networks</b>	Directly and in partnerships with industry associations such as the Joondalup Business Association, the City will deliver and support business networking and engagement opportunities.
<b>Destination Joondalup Plan</b>	The Destination Joondalup Plan will be implemented through collaboration and innovation to elevate awareness and inspire new perceptions of what Joondalup has to offer and enhance visitor experience through unique and unforgettable experiences. As a key plan this should be regularly reviewed.
<b>Business Engagement Program</b>	The Business Engagement Program provides a first point of contact for business inquiries and investing in Joondalup. Through this program, the City will champion, promote, attract and facilitate productive local, national and foreign direct investment in Joondalup. The program will work with State and Federal Government departments, to provide businesses with the information they need to establish or expand.
<b>Joondalup's Small Business Friendly Approvals Program</b>	The City will continue to deliver the WA Government's Small Business Friendly Program which directs organisation-wide activities to enhance the experience of local businesses when engaging with the City.
<b>Innovation Joondalup Program</b>	Innovate Joondalup is a series of business support programs that support participants, including young people, to further develop themselves and their business through the entire business life-cycle from seed, start-up, scale-up and export. Programs like the Joondalup Innovation Challenge contribute to this. The City will develop and deliver programs to support its businesses

## OUR PARTNERS

### State and Commonwealth Government

Partner with Joondalup on projects that help achieve State and National economic development priorities. Provide support through expertise, networks and advice.

### Local business

Help attract visitors to Joondalup by delivering exceptional services, promoting a shared brand and collaborating with each other to encourage more spending in the local economy. Make the most of the support and information that is available.

### Networks and associations

Engage with the City and share information with networks, helping us to reach as many businesses and people as possible with support, data, updates and resources.

### Industry and institutions

Drive the change you want to see in the local economy. Partner with the City on strategic projects and partnerships that will transform our economy.

### Regional partners: City of Wanneroo and City of Stirling

Collaborate on industry development projects that support our regional economy and bring great infrastructure and services to our three communities and the people who live, work, study, visit and invest in them.

## MEASURING PROGRESS

The City will track key indicators that will help us understand how our local economy is developing.

Theme	Measure
<b>1. Our businesses are growing</b>	Grow business count by employee size in each fiveyear census period to 2033. Sustained net increase in the number of new businesses registering the City of Joondalup as their place of business.
<b>2. More residents are employed locally</b>	Exceed the 2013 Census based employment self containment measureof 30% in subsequent census periods to 2033
<b>3. More businesses are locating to our City Centre</b>	Sustained yearly increase in the number of new businesses registering the City Centre as their place of business.
<b>4. We have more high value jobs in Joondalup</b>	Sustained yearly growth in jobs in strategic industries. Sustained yearly growth in professional services.
<b>5. Our Innovation ecosystem is growing</b>	Sustained yearly increase in new business entrants in Joondalup's strategic industries.
<b>6. Our local Gross Regional Product continues to grow</b>	Exceed yearly regional growth trend in Gross Regional Product in 5-year periods to 2033.
<b>7. There are more local jobs</b>	Local jobs created each 5-year Census period to achieve employment self sufficiency of 60% by 2033.

The City of Joondalup

T: 08 9400 4000

E: [info@joondalup.wa.gov.au](mailto:info@joondalup.wa.gov.au)

90 Boas Avenue Joondalup WA 6027

PO Box 21 Joondalup WA 6919

[Joondalup.wa.gov.au](http://Joondalup.wa.gov.au)

This document is available in alternative formats upon request

Action Register

Search Criteria

Showing Completed Items: Yes

Include Items Completed From: 01/04/2024

Generated On: 27/05/2024 at 2:09pm

Meeting Date	Document	Item No.	Item	Status	Action Required	Action Taken	Due Date	Completed (Overdue)
	Audit and Risk Committee	2.2	REQUESTS FOR REPORTS FOR FUTURE CONSIDERATION	On Hold	<b>Action from Minutes - Report Request - Audit &amp; Risk Committee - 1 March 2022</b>  <b>Risk Management Process:</b> Cr Fishwick requested a report on the risk management processes undertaken by the City, particularly when upgrading parks or the installation of basketball pads.	<b>17/10/2023</b>  Report currently on hold awaiting outcome of the proposed guidelines for community basketball facilities from DWER.		
	Major Projects and Finance Committee	1.3	Item 3 - CONFIDENTIAL- STATUS REPORT ON THE INTEREST IN CITY FREEHOLD LAND: LOT 67 (5) TRAPPERS DRIVE, WOODVALE	Completed	<b>Action from Minutes - Report Request - Major Projects and Finance Committee - 13 September 2021</b>  <b>2 NOTES</b> that once the City's evaluation of the Social Needs Analysis and Libraries Strategy outcomes has been completed, a report is submitted to a future Major Projects and Finance Committee meeting that assesses the City's position against the commercial interest shown in Lot 67 (5) Trappers Drive, Woodvale.	<b>15/09/2023</b>  Report due 12/12/2023  <b>10/10/2023</b>  Project has been deferred until further notice  <b>05/12/2023</b>  Project has been deferred until further notice  <b>03/04/2024</b>  The City undertook a Social Needs Analysis in 2021-22. The Social Needs Analysis found that the current provision of library assets and services met the current and projected needs of the community, with some minor residual need for service re-alignments to better deliver a modern contemporary library service. Once further interest justifies a review of the interest in Lot 67 (5) Trappers Drive, Woodvale feedback on the needs analysis will be considered.  <b>06/05/2024</b>  Project has been deferred, no action being taken at this time	06/05/2025	06/05/2024
	Major Projects and Finance Committee	1.6	Item 6 - CONFIDENTIAL - STATUS REPORT ON THE INTEREST IN CITY FREEHOLD LAND – LOT 67 (5) TRAPPERS DRIVE, WOODVALE	Completed	<b>Action from Minutes - Major Projects and Finance Committee - 20 July 2021</b>  <b>That Item 6 – Confidential – Status Report on the Interest in City Freehold Land – Lot 67 (5) Trappers Drive, Woodvale BE REFERRED BACK to the Chief Executive Officer to allow the issues as discussed by the Committee to be further investigated and subsequently reported on.</b>  <b>Refer to RCE04960</b>	<b>15/09/2023</b>  Report due 12/12/2023  <b>10/10/2023</b>  Project has been deferred until further notice  <b>05/12/2023</b>  Project has been deferred until further notice  <b>03/04/2024</b>  There is currently no formal interest in the City land known as Lot 67 (5) Trappers Drive, Woodvale.  <b>06/05/2024</b>  Project has been deferred, no action being taken at this time	06/05/2025	06/05/2024
	Major Projects and Finance Committee	1.10	Item 10 - CONFIDENTIAL - JOONDALUP CITY CENTRE DEVELOPMENT - PROJECT STATUS	Completed	<b>Action from Minutes - Major Projects and Finance Committee - 9 March 2020</b>  <b>That the Major Projects and Finance Committee:</b>  <b>4 REQUESTS</b> the Chief Executive Officer to continue to pursue opportunities to develop the Joondalup City Centre Development – Boas Place and to present a report to the Major Projects and Finance Committee, at a future date, on the status of the project.  <b>Refer to RCE04814</b>	<b>15/09/2023</b>  Report due 14/08/2023  <b>10/10/2023</b>  A report is intended to be presented to the Major Projects & Finance Committee meeting in November 2023.  <b>23/11/2023</b>  A report is intended for the March 2024 Major Projects & Finance Committee meeting.	07/05/2024	06/05/2024



Meeting Date	Document	Item No.	Item	Status	Action Required	Action Taken	Due Date	Completed (Overdue)
						<b>03/04/2024</b> A report is intended to be presented to the Major Projects & Finance Committee meeting in May 2024  <b>06/05/2024</b> A status report is intended for the Major Projects & Finance Committee meeting in September 2024		
	Ordinary Meeting of Council	1.3	C125-11/21 - NOTICE OF MOTION NO. 1 – CR MAY – PROVISION OF BASKETBALL FACILITIES	On Hold	<b>Action from Minutes - Report Request - Council Meeting - 16 November 2021</b>  <b>That Council:</b> <b>1 REQUESTS</b> the Chief Executive Officer to investigate and prepare a report on the best location for the provision of a basketball pad at one of the following parks in Craigie: <b>a</b> Otago Park, Craigie; <b>b</b> Camberwarra Park, Craigie; or <b>c</b> Albion Park, Craigie;  <b>2 REQUESTS</b> the Chief Executive Officer to investigate and prepare a report on the provision of a basketball pad at one of the following parks in Kallaroo: <b>a</b> Whitfords-West Park, Kallaroo; or <b>b</b> Bridgewater Park, Kallaroo;  <b>4 Considers</b> the provision of a basketball pad at either Bridgewater Park, Kallaroo or Whitfords-West Park, Kallaroo in the context of the Youth Outdoor Recreation Strategy and Business Case for Interconnected Mountain Bike Trails.	<b>15/09/2023</b> Report due TBA  <b>23/10/2023</b> Following Council's decision regarding the provision of a basketball facility at Braden Park, Marmion (CJ133-08/22 refers), this report is on hold enabling the consideration of the DWER Guidelines on basketball facilities in public open spaces.		
	Ordinary Meeting of Council	1.4	CJ185-12/21 - INSTALLATION OF UNDERGROUND POWER AND LED UPGRADES	In Progress	<b>Action from Minutes - Report Request - Council Meeting - 14 December 2021</b>  <b>8 REQUESTS</b> the Chief Executive Officer to prepare a business case detailing: <b>8.1</b> Converting an area to smart-metered, LED City owned streetlights; <b>8.2</b> Converting an area from overhead power lines to underground power including the installation of smartmetered, LED City owned streetlights.	<b>15/09/2023</b> Report due TBA  <b>16/04/2024</b> The City has commenced the development of a business case as requested by Council. To inform the options identified, the City included two projects, being STL2140 Relighting Dampier Avenue, Mullaloo and STL2142 Relighting of Venturi Drive, in the 2023-24 Capital Works Program and the draft 2024-25 Capital Works Program to convert two small areas to smart-metered, LED City owned streetlights. The purpose of these projects is to develop a handover process between Western Power (current owner) and the City of Joondalup. Western Power has now indicated that they are no longer supportive of handing over these assets to the City. The City is currently reviewing the assumptions underpinning the business case.		
	Ordinary Meeting of Council	1.5	C56-05/22 - NOTICE OF MOTION NO. 2 - CR CHRISTOPHER MAY - MITCHELL FREEWAY WIDENING WORKS	In Progress	<b>Action from Minutes - Report Request - Council Meeting - 17 May 2022</b>  <b>5 REQUESTS</b> the CEO to prepare a report regarding adopting the position of supporting the retention of all existing land between the Mitchell Freeway and residential areas, acting as a buffer, and encourage Main Roads WA to adopt the efficient use of land minimising the footprint of future infrastructure such as cycle paths and noise walls to preserve vegetation;	<b>15/09/2023</b> Report due 26/03/2024  <b>06/11/2023</b> The City is progressing the investigation into the matter raised in the Notice of Motion and compiling information to inform a report to Council in 2024.  <b>27/05/2024</b> The City is continuing to work with Main Roads WA (MRWA) during the Mitchell Freeway widening works in an attempt to retain as much as possible of the existing vegetation and to agree on a revegetation plan post the completion of the civil works.		

Meeting Date	Document	Item No.	Item	Status	Action Required	Action Taken	Due Date	Completed (Overdue)
	Ordinary Meeting of Council	1.6	CJ133-08/22 - BRADEN PARK BASKETBALL FACILITY	On Hold	<p><b>Action from Minutes - Report Request - Council Meeting - 6 August 2022</b></p> <p>4 REQUESTS the Chief Executive Officer to investigate alternate age appropriate infrastructure for Braden park and report back to Council for its consideration if noise compliance as per Part 2 above cannot be achieved.</p>	<p><b>15/09/2023</b></p> <p>Report due TBA</p> <p><b>18/10/2023</b></p> <p>Report currently on hold pending the outcome of the proposed guidelines for community basketball facilities from DWER.</p>		
	Ordinary Meeting of Council	1.7	C150-12/22 - NOTICE OF MOTION NO.2 – CR CHRISTOPHER MAY – PEDESTRIAN ACCESSIBILITY	In Progress	<p><b>Action from Minutes - Report Request - Council – 13 December 2022</b></p> <p><b>MOTIONS OF WHICH PREVIOUS NOTICE HAS BEEN GIVEN</b></p> <p><b>C150-12/22 NOTICE OF MOTION NO.2 – CR CHRISTOPHER MAY – PEDESTRIAN ACCESSIBILITY</b></p> <p><b>That Council:</b></p> <p><b>That Council REQUESTS the Chief Executive Officer to prepare a report on options to consider a Pedestrian Accessibility and Amenity Improvement Program within higher density areas, particularly infill (HOA) areas, considering the following:</b></p> <p><b>1 Missing footpath connections and pedestrian refuges on distributor roads leading to neighbourhood centres, parks, high frequency bus routes and other amenities;</b></p> <p><b>2 Footpath width in areas considered to have higher pedestrian usage – such as outside of major parks/sporting ovals, schools and neighbourhood centres;</b></p> <p><b>3 Analysis of what additional budgetary impact to prioritise additional footpath and pedestrian infrastructure within high density areas would have.</b></p>	<p><b>15/09/2023</b></p> <p>Report due 28/11/2023</p> <p><b>27/10/2023</b></p> <p>Report currently being prepared for Quarter 3 of 2023-24.</p> <p><b>30/04/2024</b></p> <p>Report rescheduled to Quarter 1 of 2024-25 due to resourcing requirements.</p>		
	Ordinary Meeting of Council	1.8	NOTICE OF MOTION NO.2 – CR SUZANNE THOMPSON – PROPERTY MANAGEMENT FRAMEWORK	Completed	<p><b>Action from Minutes - Report Request - Council – 28 FEBRUARY 2023</b></p> <p><b>NOTICE OF MOTION NO.2 – CR SUZANNE THOMPSON – PROPERTY MANAGEMENT FRAMEWORK</b></p> <p><b>That Council, acknowledging the ongoing implementation of the Property Management Framework by the City following the Council decision of 15 November 2022 (CJ193-11/22 refers), requests the Chief Executive Officer to prepare a report for future discussion at a Strategy Session that:</b></p> <p><b>1 Provides an update on the implementation of the Property Management Framework;</b></p> <p><b>2 Considers a mechanism that encourages organisations to enter into hire arrangements in place of leases;</b></p> <p><b>3 Outlines how community use of leased facilities can be maximised;</b></p> <p><b>4 Reviews lease payment arrangements, in particular special rents, to ensure City revenues are maximised while consider each lessee's capacity to pay;</b></p> <p><b>5 Considers a mechanism to provide 14 days' notice to Elected Members prior to the City entering into any lease negotiations for community facilities.</b></p>	<p><b>15/09/2023</b></p> <p>Report due 26/04/2024</p> <p><b>17/10/2023</b></p> <p>Information being gathered to inform a presentation to Elected Members at the Strategy Session scheduled for February 2024.</p> <p><b>07/02/2024</b></p> <p>An update on the implementation of the Property Management Framework was provided to Elected Members on 6 February 2024.</p>		01/05/2024

Meeting Date	Document	Item No.	Item	Status	Action Required	Action Taken	Due Date	Completed (Overdue)
	Ordinary Meeting of Council	1.9	C99-09/21 - NOTICE OF MOTION NO. 4 - CR HAMILTON-PRIME, JP - MICRO MOBILITY AND E-RIDEABLE USAGE WITHIN THE CITY OF JOONDALUP	In Progress	<b>Action from Minutes - Report Request - Council Meeting - 21 September 2021</b>  That Council REQUESTS the Chief Executive Officer: <b>1 Prepare a report investigating the implementation of a trial for an e-scooter ride-sharing service with the City of Joondalup, partnering with a commercial operator/s to conduct e scooter services within designated areas and strategic locations;</b>	<b>15/09/2023</b> Report due 28/11/2023  <b>30/11/2023</b> Report to be prepared and proposed to Council in Q4 of 2023-24.		
	Ordinary Meeting of Council	1.10	C17-03/21 - NOTICE OF MOTION NO.1 – CR THOMPSON – AGED AND DEPENDENT PERSONS' DWELLINGS	In Progress	<b>Action from Minutes - Report Request - Council Meeting - 16 March 2021</b>  That Council REQUESTS the Chief Executive Officer to prepare a report on the provision of aged and dependent persons' dwellings under clause 26 (3) of the City of Joondalup Local Planning Scheme No. 3 and specifically, what additional mechanisms may be available to ensure they are developed in locations appropriate for their intended occupants.	<b>15/09/2023</b> Report due 19/09/2023  <b>19/09/2023</b> The matter is currently on hold pending the Department of Planning progress on the planning reform.  <b>24/11/2023</b> Work has been undertaken to investigate options that may be available in response to the Notice of Motion and these were made available to Elected Members for comment in November 2022. It was then intended to further progress this work following the implementation of State Planning Policy 7.3 – Residential Design Codes Volume 1 to introduce a medium density code, which had been planned for 1 September 2023.  In August 2023 the Minister for Planning announced a deferral on the implementation of the medium density code. Work will recommence following the release of further amendments to State Planning Policy 7.3 – Residential Design Codes Volume 1, currently anticipated to occur sometime in early 2024.  <b>22/01/2024</b> The City is still awaiting the announcement in relation to further amendments to State Planning Policy 7.3 – Residential Design Codes Volume 1 and progression of changes to land use.  <b>19/03/2024</b> Amendments to State Planning Policy 7.3 - Residential Design Codes were released by the State Government on 8 March 2024. It is envisaged a report on this matter will be presented to Council in late 2024.	10/12/2024	
	Ordinary Meeting of Council	1.11	C66-06/23 Notice of Motion No. 1 - Cr Christopher May - Cyclist/Pedestrian Pathways Whitfords Avenue	Completed	<b>Action from Minutes - Actions - Council - 27 June 2023</b>  That Council:  <b>1 NOTES the lack of cyclist/pedestrian path infrastructure running parallel to Whitfords Avenue, eastbound between Whitfords East Park and Marmion Avenue;</b>  <b>2 REQUESTS the Chief Executive Officer to prepare a report to Council on the construction of a Principal Shared Path running parallel to Whitfords Avenue, eastbound from Marmion Avenue/Whitfords East Park to Eddystone Avenue, Craigie, including appropriate crossings to connect to the existing path and Principal Shared Path network on the Padbury/westbound side of Whitfords Avenue, considering the following:</b>  <b>2.1 Priority rating assessed against similar projects;</b>  <b>2.2 Potential for State and/or Federal funding contributions;</b>	<b>06/11/2023</b> Report currently being prepared for Quarter 3 of 2023-24.  <b>16/04/2024</b> A report to Council in response to the Notice of Motion is to be considered by Council at its meeting scheduled for 23 April 2024.  <b>01/05/2024</b> A report in response to the Notice of Motion was considered by Council at its meeting held on 23 April 2024 (CJ089-04/24).		01/05/2024

Meeting Date	Document	Item No.	Item	Status	Action Required	Action Taken	Due Date	Completed (Overdue)
					<p>2.3 Report to include preliminary costs of construction of a Principal Shared Path including earthworks, any crossing/s and retaining wall/s;</p> <p>2.4 Any opportunities to cooperate with Main Roads WA and other stakeholders in delivery of this or similar</p>			
	Ordinary Meeting of Council	1.15	CJ131-08/22 Review of Bulk Waste Services	Completed	<p><b>Action from Minutes - Actions - Council Meeting - 16 August 2022</b></p> <p><b>That Council:</b></p> <p><b>5 SUPPORTS</b> the continuation of an on-request bulk hard waste collection service;</p> <p><b>6 REQUESTS</b> the Chief Executive Officer to include the options for a loose collection or a containerised collection service in the next request for tender for the bulk hard waste collection service, noting that the decision on whether the on-request bulk hard waste collection service will be via a loose collection or via a containerised service will be made as part of the procurement process;</p> <p><b>7 SUPPORTS</b> the introduction of an on-request bulk green waste collection service;</p> <p><b>8 NOTES</b> that a decision on whether the on-request bulk green waste collection service will be via a loose collection or via a containerised service will be made as part of the procurement process;</p> <p><b>9 NOTES</b> that the City will seek to align the collection service contracts for both bulk hard waste and bulk green waste.</p>	<p><b>06/11/2023</b></p> <p>The request for alignment of the Hard / Green bulk waste contracts in the report is noted. Both contracts are in extension and will expire 30 June 2024, to enable future contracts to be synchronised.</p> <p>The request for options to include both loose and containerised in the next bulk hard waste tender has also been noted and recorded.</p> <p><b>16/04/2024</b></p> <p>Tender for the bulk hard waste collection service and bulk green waste collection services are to be considered by Council at its meeting scheduled for 23 April 2024.</p>	30/04/2024	01/05/2024
	Ordinary Meeting of Council	1.16	CJ149-09/22 Petition in relation to Extension of Animal Exercise Areas in Hillarys	In Progress	<p><b>Action from Minutes - Actions - Council - 20 September 2022</b></p> <p><b>That Council:</b></p> <p><b>3 REQUESTS</b> the City to undertake a holistic review of its animal exercise areas and develop a framework to guide the planning, identification and delivery of animal exercise areas to be presented to Council by June 2023;</p>	<p><b>06/11/2023</b></p> <p>A presentation was made and workshop held with Elected Members at the Strategy Session on 6 June 2023 to seek their feedback on community expectations, dog exercise parks and the proposed way forward.</p> <p>The first step in developing a Dogs in Public Open Space Strategy is to seek the views of the residents via a City-wide consultation. The City is currently preparing a consultation package which will be circulated to Elected Members and then residents. The results will then help inform the strategy which the City is aiming to provide to Elected Members during the third quarter of 2023-24.</p> <p><b>05/12/2023</b></p> <p>The City proposed the inclusion of a Dog Management Plan in the Corporate Business Plan 2023 – 2027 to provide transparency regarding the development of this Plan which will provide clear direction to the City and confirm the position of the City on dogs in public open spaces.</p> <p>At the Council meeting held on 28 November 2023, Council under item 12.9 was requested to consider the inclusion of a project and milestones for the development of a Dog Management Plan within the City's Corporate Business Plan 2023 – 2027 which Council subsequently endorsed.</p> <p>In line with the adopted milestones by Council, the City is currently preparing a specification and request for quotation for the engagement of a specialist consultant to assist the City in the preparation of the Plan.</p>		

Meeting Date	Document	Item No.	Item	Status	Action Required	Action Taken	Due Date	Completed (Overdue)
						<b>16/04/2024</b> In line with the adopted milestones by Council in the City's Corporate Business Plan 2023 - 2027, the City has appointed an external consultant to assist the City in developing a draft Dog Management Plan.  <b>27/05/2024</b> In line with the Strategic Community Reference Group (SCRG) adopted work plan, the development of a draft Dog Management Plan is scheduled to be considered by the SCRG at its meeting on 27 May 2024.		
	Ordinary Meeting of Council	1.17	CJ179-10/22 DUFFY HOUSE – COMMUNITY CONSULTATION OUTCOMES	In Progress	<b>Action from Minutes - Actions - Council - 18 October 2022</b>  <b>That Council :</b>  <b>7 SUPPORTS the transfer of a portion of land at Lot 69 (108) Duffy Terrace in Woodvale from the State of Western Australia with a Management Order in favour of the City of Joondalup, as indicatively shown in Attachment 3 to Report CJ179-10/22;</b>	<b>06/11/2023</b> March 2023 - The City has completed a survey of the site in consultation with DBCA and DPLH, with a deposited plan now lodged with Landgate. The plan has also been released to the WAPC for approval to progress the subdivision process.  <b>June 2023</b> The City is waiting on further update from WAPC.		
	Ordinary Meeting of Council	1.18	CJ042-03/23 CONFIDENTIAL - PROPOSED LEASE - SLIVER CHAIN GROUP AT 1 MOOLANDA BOULEVARD, KINGSLEY	In Progress	<b>Action from Minutes - Actions - Council - 28 March 2023</b>  <b>That Council:</b>  <b>1 ENDORSES the development of a lease agreement with Silver Chain Group in accordance with the revised terms and conditions as outlined in Report CJ042-03/23;</b>  <b>2 AUTHORISES the Chief Executive Officer to progress the finalisation and execution of the lease in accordance with Part 1 above.</b>	<b>29/11/2023</b> The development of a lease agreement with Silver Chain Group is progressing.  <b>30/04/2024</b> Lease negotiations with Silver Chain are ongoing.		
	Policy Committee	1.2	REQUESTS FOR REPORTS FOR FUTURE CONSIDERATION	In Progress	<b>Action from Minutes - Report Request - Policy Committees - 1 August 2022</b>  <b>2 Cr Kingston requested a report for a policy to create a Council Members Library for the easy and central access of local government records to assist Council Members performing their roles and functions under the act and facilitate informed decision making.</b>	<b>15/09/2023</b> Report due 20/11/2023  <b>16/10/2023</b> - Report being prepared for November 2023 Policy Committee meeting. - Review of Elected Member Portal being undertaken.  <b>22/11/2023</b> - Awaiting feedback from Cr Kingston. - Report scheduled for February 2024 Policy Committee meeting.  <b>26/02/2024</b> A report was presented to the Policy Committee meeting held on 19 February 2024. The item was deferred to the Policy Committee meeting to be held on 29 July 2024.  <b>09/05/2024</b> Report has been prepared for the Policy Committee meeting on 29 July 2024.		
	Policy Committee	1.3	REQUESTS FOR REPORTS FOR FUTURE CONSIDERATION	In Progress	<b>Action from Minutes - Report Request - Policy Committee - 27 February 2023</b>  <b>REQUESTS FOR REPORTS FOR FUTURE CONSIDERATION</b>	<b>16/10/2023</b>		

Meeting Date	Document	Item No.	Item	Status	Action Required	Action Taken	Due Date	Completed (Overdue)
					<p>Cr Kingston requested that a report be prepared in relation to the Pest Plant Local Law 2012 and the following plants be considered as prescribed pest plants within the City of Joondalup district:</p> <p>1 Golden Crownbeard. 2 Prickly Lettuce.</p>	<p>Council agreed to make an amendment to the Pest Local Law in relation to Golden Crownbeard at its meeting held 22 August 2023 (CJ156-08/23).</p> <p>A report related to Prickly Lettuce is proposed to be submitted to the April 2024 Policy Committee Meeting.</p> <p><b>26/02/2024</b></p> <p>A report was presented to the Policy Committee meeting held on 19 February 2024 for the Pest Plant Amendment Local Law 2023, which includes the addition of Golden Crownbeard as a pest plant. The report will be presented to Council in March for adoption.</p> <p><b>11/04/2024</b></p> <p>Pest Plant Amendment Local Law 2023 presented to and adopted by Council on 26 March 2024, which includes the addition of Golden Crownbeard as a pest plant.</p> <p><b>26/04/2024</b></p> <p>A report on Prickly Lettuce to be presented to the Policy Committee on 30 April 2024.</p> <p><b>01/05/2024</b></p> <p>A report was presented to the Policy Committee on 30 April 2024, to be considered by Council on 28 May 2024.</p>		
	Policy Committee	1.6	REQUESTS FOR REPORTS FOR FUTURE CONSIDERATION	In Progress	<p><b>Action from Minutes - Report Request - Policy Committee - 3 August 2020</b></p> <p>An elected member called for a report on the review of the City's Naming of Public Facilities Policy.</p> <p>Refer to RPC03944</p>	<p><b>15/09/2023</b></p> <p>Report due 20/11/2023</p> <p><b>24/11/2023</b></p> <p>A review is being undertaken for presentation to a Policy Committee meeting at the beginning of 2024.</p> <p><b>22/01/2024</b></p> <p>The City has recently engaged a consultant to assist in progressing the renaming of Rev John Smithies Park and Blackboy Park, and the naming of Sorrento Laneways. It is planned to defer presentation of amendments to the Naming of Public of Public Facilities Policy to ensure any revisions can have regard to the principles considered in these projects. It is anticipated a revised Policy will be presented to Council in the second half of 2024.</p> <p><b>19/03/2024</b></p> <p>It is still intended to present a revised Policy to Council in the second half of 2024.</p>	04/11/2024	
25/07/2023	25 July 2023 - Ordinary Meeting of Council	12.10	PETITION – SORRENTO BOWLING CLUB – INSTALLATION OF SELF-SERVICE CLUB TAB	On Hold	<p>The Original Motion as amended being / COUNCIL RESOLUTION (Resolution No: <u>CJ120-07/23</u>)</p> <p>MOVED Cr Fishwick, SECONDED Cr Thompson that Council:</p> <p><b>5 REQUESTS a report be presented to the Policy Committee that considers the development of a formal position on the installation and conducting of any gambling or wagering activities within City-managed or owned facilities.</b></p> <p>was Put and CARRIED (12/0)</p>	<p><b>18/08/2023</b></p> <p>Waiting for Policy Committee dates to be set for 2024.</p> <p><b>29/11/2023</b></p> <p>The development of a policy will commence in quarter 3 of 2023-24.</p>		

Meeting Date	Document	Item No.	Item	Status	Action Required	Action Taken	Due Date	Completed (Overdue)
					<b>In favour of the Motion:</b> Deputy Mayor Logan, Cr Chester, Cr Fishwick, Cr Hamilton-Prime, Cr Hill, Cr Jones, Cr Kingston, Cr May, Cr McLean, Cr Poliwka, Cr Raftis and Cr Thompson.			
21/08/2023	21 August 2023 - Audit and Risk Committee	11 1.1	Request for Report - Cr Fishwick - Compliance Audit Return - Quaterly Report	Not yet started	<b>Cr Fishwick requested that the Internal Auditor provide a quarterly report to the Audit and Risk Committee on the Compliance Audit Return in accordance with the <i>Local Government (Audit) Regulations 1996</i>.</b>	<b>29/11/2023</b> To be progressed once 2023 Compliance Audit Return has been finalised.	05/08/2024	
22/08/2023	22 August 2023 - Ordinary Meeting of Council	13.10	REVIEW OF PEST PLANT LOCAL LAW 2012 (WARD - ALL)	Completed	<b>OFFICER'S RECOMMENDATION / COUNCIL RESOLUTION (Resolution No: CJ156-08/23)</b>  <b>MOVED Cr Kingston, SECONDED Cr Poliwka that Council:</b>  <b>1</b> <b>NOTES that the City currently undertakes the control of known infestations of Golden Crownbeard on City managed land;</b>  <b>2</b> <b>NOTES that the City will continue to raise awareness of Golden Crownbeard and other environmental weeds through the Environmental Education Program;</b>  <b>3</b> <b>NOTES that the City continues to work with the WALGA Local Government Integrated Weed Management Working Group to raise broader awareness of weed management on private property;</b>  <b>4</b> <b>NOTES that the City will continue to manage soil hygiene and soil movement through the <i>Pathogen Management Plan 2018-2028</i>;</b>  <b>5</b> <b>BY AN ABSOLUTE MAJORITY MAKES the proposed City of Joondalup Pest Plant Amendment Local Law 2023, as detailed in Attachment 2 to this Report, for the purposes of public advertising;</b>  <b>6</b> <b>in accordance with section 3.12(3)(a) of the <i>Local Government Act 1995</i>, gives local public notice stating that:</b>  <b>6.1</b> <b>the City of Joondalup proposes to make the City of Joondalup Pest Plant Amendment Local Law 2023, and a summary of its purpose and effect is as follows:</b>  <div style="margin-left: 20px;"> <b>Purpose:</b>    The purpose of this local law is to amend the <i>City of Joondalup Pest Plant Local Law 2012</i>.   <b>Effect:</b>     The effect of this local law is to better clarify the provisions and requirements within the <i>City of Joondalup Pest Plant Local Law 2012</i>. </div> <b>6.2</b> <b>copies of the proposed local law may be inspected at or obtained from the City's Administration office, public Libraries or the City's website;</b>  <b>6.3</b> <b>submissions about the proposed local law may be made to the City within a period of not less than 6 weeks after the notice is given;</b>	<b>29/09/2023</b> Consultation on the proposed Pest Plant Amendment Local Law 2023 will commence 2nd November 2023 for the Golden Crownbeard, following the conclusion of the Caretaker period, and close on 14 December 2023.  Following consultation, a report will be presented back to the Policy Committee.  <b>20/12/2023</b> A report is expected to be presented to the Policy Committee in February 2024.  <b>26/02/2024</b> A report was presented to the Policy Committee meeting held on 19 February 2024, and will be presented to Council for adoption in March 2024.  <b>11/04/2024</b> Pest Plant Amendment Local Law 2023 presented to and adopted by Council on 26 March 2024.		11/04/2024

Meeting Date	Document	Item No.	Item	Status	Action Required	Action Taken	Due Date	Completed (Overdue)
					<p>7 in accordance with s3.12(3)(b) of the Act, as soon as the notice is given a copy of the proposed local law be sent to the Minister for Local Government and Minister for Agriculture;</p> <p>8 in accordance with s3.12(3)(c) of the Act, a copy of the proposed local law be supplied to any person requesting it;</p> <p>9 the results of the public consultation be presented to Council for consideration of any submissions received.</p> <p><b>The Motion was Put and CARRIED (10/0)</b></p> <p><b>In favour of the Motion:</b> Mayor Jacob, Cr Chester, Cr Fishwick, Cr Hamilton-Prime, Cr Hill, Cr Kingston, Cr Logan, Cr McLean, Cr Poliwka and Cr Raftis.</p> <p><b>Against the Motion:</b> Nil.</p>			
22/08/2023	22 August 2023 - Ordinary Meeting of Council	16.3	NOTICE OF MOTION NO. 3 – CR RUSSELL POLIWKA – BOAS SQUARE ACTIVATION	In Progress	<p><b>RECOMMENDATION / COUNCIL RESOLUTION (Resolution No: CJ166-08/23)</b></p> <p><b>MOVED</b> Cr Poliwka, <b>SECONDED</b> Cr Hamilton-Prime that Council <b>REQUESTS</b> the Chief Executive Officer to prepare a report to Council, providing an update on the Boas Square Activation Project.</p> <p><b>The Motion was Put and</b></p> <p><b>In favour of the Motion:</b> Mayor Jacob, Cr Chester, Cr Fishwick, Cr Hamilton-Prime, Cr Hill, Cr Kingston, Cr Logan, Cr McLean, Cr Poliwka and Cr Raftis.</p> <p><b>Against the Motion:</b> Cr Hill and Cr McLean.</p>	<p><b>30/11/2023</b></p> <p>Progress behind schedule as recruitment for this position is taking place.</p> <p><b>19/03/2024</b></p> <p>The City is continuing to progress with the Joondalup Performing Arts Centre (JPAC) and Joondalup City Centre Development – Boas Place projects which have been endorsed by Council as part of the Joondalup Central Business District (CBD) Projects Cluster.</p> <p>The Project Philosophy and Parameters report for the JPAC are being presented to the Major Projects and Finance Committee (MPFC) on 25 March 2024. Similarly, the Project Philosophy and Parameters report for the Joondalup City Centre Development – Boas Place project is expected to be presented to the MPFC on 6 May 2024. It is anticipated that both projects will be presented at a future Council Meeting for consideration.</p>	31/05/2024	
22/08/2023	22 August 2023 – Ordinary Meeting of Council	16.7	NOTICE OF MOTION NO. 7 – CR RUSSELL POLIWKA – OUTSTANDING DECISIONS FROM COUNCIL	In Progress	<p><b>RECOMMENDATION / COUNCIL RESOLUTION (Resolution No: 169-08/23)</b></p> <p><b>MOVED</b> Cr Poliwka, <b>SECONDED</b> Cr Raftis that Council <b>REQUESTS</b> the Chief Executive Officer to prepare a monthly report to Council, on all outstanding matters that direction has been given on, including an update on any legal action that may have a contingent liability and are unresolved.</p>	<p><b>16/10/2023</b></p> <p>This report comprises the report on outstanding matter where direction has been given. A report on legal actions is currently being examined.</p> <p><b>19/10/2023</b></p> <p>A report on outstanding Council decisions is being prepared for the December Council meeting.</p>		
22/08/2023	22 August 2023 - Ordinary Meeting of Council	16.8	NOTICE OF MOTION NO. 8 – CR RUSSELL POLIWKA – ADMINISTRATION EFFICIENCY ASSESSMENT	In Progress	<p><b>RECOMMENDATION / COUNCIL RESOLUTION (Resolution No: CJ170-08/23)</b></p> <p><b>MOVED</b> Cr Poliwka, <b>SECONDED</b> Cr Raftis that Council <b>REQUESTS</b> the Chief Executive Officer to engage an independent professional body to review the internal structures and efficiency of operations within the City's administration.</p> <p><b>The Motion was Put and</b></p> <p><b>In favour of the Motion:</b> Cr Chester, Cr Fishwick, Cr Kingston, Cr Logan, Cr McLean, Cr Poliwka and Cr Raftis.</p> <p><b>Against the Motion:</b> Mayor Jacob, Cr Hamilton-Prime, Cr Hill and Cr Raftis.</p>	<p><b>16/10/2023</b></p> <p>An amendment to the Corporate Business Plan will be presented to Council in November 2023.</p> <p><b>23/10/2023</b></p> <p>An RFQ to appoint a consultant to develop an RFT, for an independent consultant, to undertake the review has been drafted.</p> <p><b>24/11/2023</b></p> <p>- RFQ has been advertised and responses received, and being assessed.</p>		



Meeting Date	Document	Item No.	Item	Status	Action Required	Action Taken	Due Date	Completed (Overdue)
						<p>- Amendment to the Corporate Business Plan endorsed by the Council at the November 2023 meeting.</p> <p><b>15/01/2024</b></p> <p>Report to be presented to the Council meeting in February 2024.</p> <p><b>29/02/2024</b></p> <p>Report presented to the Council meeting held on 27 February 2024. The item was referred back to the CEO to provide further options for conducting an organisational review, including external scoping.</p> <p><b>27/05/2024</b></p> <p>Report to be presented to the Council meeting on 25 June 2024.</p>		
28/08/2023	28 August 2023 - Special CEO Recruitment and Performance Review Committee - MINUTES	11.1	REQUESTS FOR REPORTS FOR FUTURE CONSIDERATION	Completed	<p><b>Cr Fishwick and Cr Kingston requested reports be provided on:</b></p> <p><b>2 Legal advice on whether clause 11 provisions of the Chief Executive Officer Employment Contract is considered to meet best practice.</b></p>	<p><b>15/09/2023</b></p> <p>Appointment of Civic Legal - Correspondence to Civic Legal 06/09/23.</p> <p><b>16/10/2023</b></p> <p>Legal Advice received 28/09/23.</p> <p><b>24/11/2023</b></p> <p>Report to be prepared and presented to the CEO Recruitment &amp; Performance Review Committee in Q3 of 2023/24.</p> <p><b>11/04/2024</b></p> <p>A report was presented to the CEO Recruitment and Performance Review Committee on 3 April 2024, to be presented to Council on 23 April 2024 for endorsement.</p> <p><b>12/04/2024</b></p> <p>Report presented to the CEO Recruitment and Performance Review Committee (3 April 2024) and Council (23 April 2024).</p>		26/04/2024
28/08/2023	28 August 2023 - Special CEO Recruitment and Performance Review Committee - MINUTES	11.1	REQUESTS FOR REPORTS FOR FUTURE CONSIDERATION	Completed	<p><b>Cr Fishwick and Cr Kingston requested reports be provided on:</b></p> <p><b>1 What is considered to be the best practice process for conducting a Chief Executive Officer performance review.</b></p>	<p><b>15/09/2023</b></p> <p>Correspondence/email to WALGA 31/08/2023</p> <p><b>20/10/2023</b></p> <p>Follow up email to WALGA 20/10/23</p> <p><b>24/11/2023</b></p> <p>WALGA advice received 8 November 2023.</p> <p><b>29/11/2023</b></p> <p>A report is proposed to be presented to the CEO Recruitment &amp; Performance Review Committee at a meeting in Q3 of 2023/24.</p> <p><b>11/04/2024</b></p> <p>A report was presented to the CEO Recruitment &amp; Performance Review Committee on 3 April 2024, and will be presented to Council on 23 April 2024 for endorsement.</p>		11/04/2024
19/09/2023	19 September 2023 - Ordinary Meeting of	13 2.2	CHIEF EXECUTIVE OFFICER'S THREE YEARLY REVIEW - FINANCIAL	In Progress	<p><b>COMMITTEE RECOMMENDATION / COUNCIL RESOLUTION (Resolution No: CJ187-09/23)</b></p> <p><b>MOVED Cr Raftis, SECONDED Cr Poliwka that Council:</b></p>	<p><b>29/11/2023</b></p> <p>With regard to resolution 1, noting resolution and no further action required. With regard to resolution 2, Manager Audit, Risk and</p>	28/05/2024	

Meeting Date	Document	Item No.	Item	Status	Action Required	Action Taken	Due Date	Completed (Overdue)
	Council - MINUTES		MANAGEMENT (WARD - ALL)		<p>1 NOTES the results of the Chief Executive Officer's three yearly review of the appropriateness and effectiveness of financial management systems and procedures forming Attachment 1 to this Report;</p> <p>2 REQUESTS the Chief Executive Officer to ensure the City's Internal Auditor is present at every Audit and Risk Committee Meeting;</p> <p>3 REQUESTS the Chief Executive Officer to present a report to the Audit and Risk Committee considering the application of the <i>WA Procurement Rules 2021</i> to the City of Joondalup, where applicable, including cost implications.</p> <p>The Motion was Put and</p> <p>In favour of the Motion: Mayor Jacob, Cr Chester, Cr Fishwick, Cr Hamilton-Prime, Cr Hill, Cr Jones, Cr Kingston, Cr Logan, Cr May, Cr McLean, Cr Poliwka, Cr Raftis and Cr Thompson. Against the Motion: Nil.</p>	<p>Executive Services has advised the Internal Auditor of this requirement with no further action required.</p> <p><b>29/11/2023</b></p> <p>With regard to Action 3 - a report will be prepared for the Audit &amp; Risk Committee meeting in March 2024.</p> <p><b>19/03/2024</b></p> <p>With regard to Action 3 - a report will be prepared for Audit &amp; Risk Committee meeting in May 2024.</p>		
19/09/2023	19 September 2023 - Ordinary Meeting of Council - MINUTES	16.9.1	13.1.1 - CONFIDENTIAL - BURNS BEACH FOOD AND BEVERAGE FACILITY OPERATOR - EXPRESSION OF INTEREST (WARD - NORTH)	In Progress	<p>The Original Motion as Amended being / COUNCIL RESOLUTION (Resolution No: CJ191-09/23)</p> <p>MOVED Cr Hill, SECONDED Cr McLean that Council:</p> <p>1 NOTES the information provided by respondents to the Expression of Interest for the operation of the proposed food and beverage facility at Burns Beach and the assessment by the Evaluation Panel contained within this report;</p> <p>2 DETERMINES that Australian Venue Co. Ltd, General Public Investments Pty Ltd, Gastevski Group Pty Ltd and Laika Group Pty Ltd (Young Folk Co) are the Stage One preferred respondents for the operation of the proposed food and beverage facility at Burns Beach;</p> <p>3 REQUESTS the Chief Executive Officer to invite Stage Two detailed proposals from Australian Venue Co. Ltd, General Public Investments Pty Ltd, Gastevski Group Pty Ltd and Laika Group Pty Ltd (Young Folk Co);</p> <p>4 REQUESTS the Chief Executive Officer to provide a further report to Council at the conclusion of the evaluation of Stage Two detailed proposals.</p> <p>The Motion was Put and CARRIED (12/1)</p> <p>In favour of the Motion: Mayor Jacob, Cr Chester, Cr Fishwick, Cr Hamilton-Prime, Cr Hill, Cr Jones, Cr Logan, Cr May, Cr McLean, Cr Poliwka, Cr Raftis and Cr Thompson. Against the Motion: Cr Kingston.</p>	<p><b>02/10/2023</b></p> <p>The resolution was noted and a report on the progress is intended for March 2024 Council.</p> <p><b>10/04/2024</b></p> <p>The second stage request for detailed proposals is scheduled to commence in quarter two of 2024. A report will be presented to Council following evaluation of the proposals.</p>	23/10/2024	
20/11/2023	20 November 2023 - Policy Committee - MINUTES	8.6	PROPOSED LOCAL GOVERNMENT AND PUBLIC PROPERTY LOCAL LAW 2023 - CONSENT TO ADVERTISE (WARD - ALL)	In Progress	<p>PROCEDURAL MOTION – THAT THE ITEM BE REFERRED BACK TO THE CHIEF EXECUTIVE OFFICER</p> <p>MOVED Cr Kingston, SECONDED Cr Raftis that Item 8.6 – Proposed Local Government and Public Property Local Law 2023 – Consent to Advertise, be REFERRED BACK to the Chief Executive Officer to consider the following matters:</p> <p>1 Amending clause 10.6(2) from 3 to 24 hours;</p>	<p><b>29/11/2023</b></p> <p>The report will be reviewed and presented to the Committee for further consideration at a date to be determined in 2024.</p>		

Meeting Date	Document	Item No.	Item	Status	Action Required	Action Taken	Due Date	Completed (Overdue)
					<p><b>2 Redrafting Part 9 – Advertising Signs – to:</b></p> <p><b>2.1</b> Impose conditions under a policy in accordance with Clause 12.6 rather than under conditions that are in the text of the local law;</p> <p><b>2.2</b> Remove clauses 9.3, 9.4, 9.5, 9.6, 9.7, 9.8 and 9.9;</p> <p><b>2.3</b> Provide an additional clause to empower the local government to issue permits for signage with conditions imposed under a policy;</p> <p><b>2.4</b> Create a new policy ‘Local Government and Public Property Signage Policy’;</p> <p><b>2.5</b> Review the definitions for types of signage;</p> <p><b>2.6</b> Provide additional clauses for permit conditions for different types of signage reflecting clauses 9.3, 9.4, 9.5, 9.6, 9.7, 9.8 and 9.9;</p> <p><b>2.7</b> Review signage definitions at 9.1 and appropriate conditions to be imposed under a policy to take into account the Implied freedom of political communication which may operate outside of elections. Signage that is political communication can only be regulated but not prohibited by the local law;</p> <p><b>3</b> Consolidating determinations from the register of determinations into Schedule 2 (see <a href="#">Register-of-Determinations-City-of-Joondalup.pdf</a>);</p> <p><b>4</b> Removing footnotes regarding 2019 amendments from the consolidated law on pages 9, 16, and 17;</p> <p><b>5</b> Reviewing current authorised persons and whether current authorisations are valid.</p> <p>The Motion was Put and <b>CARRIED (6/0)</b></p> <p>In favour of the Motion: Cr Kingston, Cr Chester, Cr Hutton, Cr Pizzey, Cr Raftis and Cr Vinciullo. Against the Motion: Nil.</p>			
20/11/2023	20 November 2023 - Policy Committee - MINUTES	8.13	INVITATION ART PRIZE ( WARD - ALL)	Not yet started	<p><b>OFFICER’S RECOMMENDATION MOVED Cr Vinciullo, SECONDED Cr Raftis that the Policy Committee NOTES that an Invitation Art Prize will not be held in 2024 to allow the program to be reviewed.</b></p> <p>The Motion was Put and <b>CARRIED (5/0)</b></p> <p>In favour of the Motion: Cr Kingston, Cr Hutton, Cr Pizzey, Cr Raftis and Cr Vinciullo. Against the Motion: Nil.</p>	<p><b>29/11/2023</b></p> <p>Visual Arts review to be completed and listed for Policy Committee in September 2024.</p>	02/09/2024	
28/11/2023	28 November 2023 - Ordinary Meeting of Council - MINUTES ONLY	12.4	DEVELOPMENT OF ANNUAL EFFECTIVENESS AND EFFICIENCY MEASURES (WARD - ALL)	In Progress	<p><b>OFFICER’S RECOMMENDATION / COUNCIL RESOLUTION (Resolution No: CJ226-11/23)</b></p> <p><b>MOVED Cr Jones, SECONDED Cr Hill that the Council NOTES that the City will investigate, as a program in the <i>Corporate Business Plan 2024/25</i>, the establishment of an initial set of effectiveness and efficiency measures aimed at measuring and reporting on the City’s performance.</b></p>	<p><b>15/01/2024</b></p> <p>Project to be included in the 2024/25 Corporate Business Plan.</p>		

Meeting Date	Document	Item No.	Item	Status	Action Required	Action Taken	Due Date	Completed (Overdue)
					<p><b>The Motion was Put and CARRIED (13/0) by Exception Resolution after consideration of Item 13.2.2, page 199 refers.</b></p> <p><b>In favour of the Motion:</b> Mayor Jacob, Cr Chester, Cr Fishwick, Cr Hamilton-Prime, Cr Hill, Cr Hutton, Cr Jones, Cr Kingston, Cr May, Cr O'Neill, Cr Pizzey, Cr Raftis and Cr Vinciullo.</p> <p><b>Against the Motion:</b> Nil.</p>			
28/11/2023	28 November 2023 - Ordinary Meeting of Council - MINUTES ONLY	12.8	DRAFT CLIMATE CHANGE PLAN 2023 – 2033 (WARD – ALL)	In Progress	<p><b>PROCEDURAL MOTION - THAT THE ITEM BE REFERRED BACK (Resolution No: CJ230-11/23)</b></p> <p><b>MOVED Cr May, SECONDED Cr Kingston that Item 12.8, BE REFERRED BACK to the Chief Executive Officer, as per clause 10.1(c) of the City of Joondalup Meeting Procedures Local Law 2013 to further engage with Elected Members on the proposed corporate emission targets in the draft Climate Change Plan 2023-2033.</b></p> <p><b>The Procedural Motion was Put and CARRIED (10/3)</b></p> <p><b>In favour of the Motion:</b> Cr Chester, Cr Hamilton-Prime, Cr Hutton, Cr Pizzey, Cr Raftis and Cr Vinciullo.</p> <p><b>Against the Motion:</b> Mayor Jacob, Cr Fishwick and Cr Hill.</p>	<p><b>15/01/2024</b></p> <p>The draft climate change plan is scheduled to be discussed with Elected Members at the April 2024 Strategy Session.</p> <p><b>19/03/2024</b></p> <p>Milestones within Corporate Business Plan amended as per Council Resolution (February 2024 Meeting).</p>		
28/11/2023	28 November 2023 - Ordinary Meeting of Council - MINUTES ONLY	13.1.3	POTENTIAL ACQUISITION OF LAND - LAND ACQUISITION STRATEGY (WARD - ALL)	Completed	<p><b>OFFICER'S RECOMMENDATION / COUNCIL RESOLUTION (Resolution No: CJ244-11/23)</b></p> <p><b>MOVED Cr Hill, SECONDED Cr May that Council:</b></p> <p><b>1 SUPPORTS the preparation of a draft Land Acquisition Strategy;</b></p> <p><b>2 NOTES that the draft Land Acquisition Strategy will be presented back to Council for endorsement;</b></p> <p><b>3 AUTHORISES the Chief Executive Officer to commence investigations into potential locations for land acquisition, the result of which will also be presented back to Council.</b></p> <p><b>The Motion was Put and CARRIED (13/0)</b></p> <p><b>In favour of the Motion:</b> Mayor Jacob, Cr Chester, Cr Fishwick, Cr Hamilton-Prime, Cr Hutton, Cr Kingston, Cr May, Cr O'Neill, Cr Pizzey, Cr Raftis and Cr Vinciullo.</p> <p><b>Against the Motion:</b> Nil.</p>	<p><b>19/12/2023</b></p> <p>A report on the Philosophy and Key Parameters to the development of a Land Acquisition Strategy has been prepared for the Major Projects &amp; Policy Committee meeting to be held on 25 March 2024.</p> <p><b>03/04/2024</b></p> <p>A report on the philosophies and parameters will be presented to Council in April 2024</p> <p><b>24/04/2024</b></p> <p>Council adopted the Project Philosophy and Key Parameters at the meeting held 23 April 2024</p>	24/04/2024	24/04/2024
28/11/2023	28 November 2023 - Ordinary Meeting of Council - MINUTES ONLY	16.1	NOTICE OF MOTION NO. 1 – CR CHRISTOPHER MAY, JP – BEACH UMBRELLA'S AND EQUIPMENT HIRE	Not yet started	<p><b>COUNCIL RESOLUTION (Resolution No: CJ248-11/23)</b></p> <p><b>MOVED Cr May, SECONDED Cr Hutton that Council REQUESTS the Chief Executive Officer to prepare a report on the options and feasibility of a trial for the provision of beach umbrellas and similar equipment to be available for hire at suitable beach locations within the City of Joondalup.</b></p> <p><b>The Motion was Put and CARRIED (10/3)</b></p> <p><b>In favour of the Motion:</b> Mayor Jacob, Cr Fishwick, Cr Hamilton-Prime, Cr Pizzey, Cr Raftis and Cr Vinciullo.</p> <p><b>Against the Motion:</b> Cr Chester, Cr Hill and Cr Kingston.</p>			

Meeting Date	Document	Item No.	Item	Status	Action Required	Action Taken	Due Date	Completed (Overdue)
28/11/2023	28 November 2023 - Ordinary Meeting of Council - MINUTES ONLY	16.2	NOTICE OF MOTION NO. 2 – CR CHRISTOPHER MAY, JP – BUS SHELTER ART	In Progress	<b>COUNCIL RESOLUTION</b> (Resolution No: CJ249-11/23)  <b>MOVED Cr May, SECONDED Cr Pizzey that Council REQUESTS the Chief Executive Officer to prepare a report on the feasibility and options to trial a Bus Shelter beautification program involving the following:</b>  <b>1</b> Consideration of murals for City owned concrete bus shelters on main roads and suburban distributor roads, prioritising those with high instances of graffiti and vandalism;  <b>2</b> Investigation of any bus shelters (and hard stands) for such works to be fit for purpose for the medium/long term;  <b>3</b> Ensuring any artworks add to a sense of place of the immediate surrounding area and meet community expectations;  <b>4</b> Options for whether funding for the program to be redirection from existing arts or other programs.  <b>The Motion was Put and CARRIED (9/3)</b>  <b>In favour of the Motion:</b> Mayor Jacob, Cr Chester, Cr Hamilton-Prime, Pizzey and Cr Vinciullo. <b>Against the Motion:</b> Cr Fishwick, Cr Kingston and Cr O'Neill.	<b>02/01/2024</b>  The Visual Arts team is undertaking a full program review in the first half of 2024, with a report to be prepared for Policy Committee meeting on 29 July 2024. Cultural Services propose to address the items raised in NOM # 2 within this Visual Arts program review.	31/08/2024	
28/11/2023	28 November 2023 - Ordinary Meeting of Council - MINUTES ONLY	16.3	NOTICE OF MOTION NO. 3 – CR CHRISTOPHER MAY, JP – LIBRARY CATS	In Progress	<b>COUNCIL RESOLUTION</b> (Resolution No: CJ250-11/23)  <b>MOVED Cr May, SECONDED Cr Hamilton-Prime that Council REQUESTS the Chief Executive Officer to prepare a report to Council to investigate options for the City to host cats at the City's Joondalup Library on a trial basis, with options to make the arrangement permanent, considering:</b>  <b>1</b> Feasibility and potential implications of the different options by which to host cats in the Joondalup Library;  <b>2</b> Feasibility for an area in the library where cats of appropriate temperament can interact freely with visitors who wish to use said area (such as in an area where those who may be allergic to cats or not want to be around cats are not impacted);  <b>3</b> Partnership opportunities with organisations such as Cat Haven and SAFE (Saving Animals from Euthanasia) Perth and whether cats will be looked after by volunteers from partner organisations;  <b>4</b> Whether, if successful, such a program could be rotated or expanded to include other libraries.  <b>The Motion was Put and CARRIED (8/5)</b>  <b>In favour of the Motion:</b> Mayor Jacob, Cr Chester, Cr Hamilton-Prime, Cr Jones, Cr Kingston, Cr O'Neill, Cr Pizzey and Cr Vinciullo. <b>Against the Motion:</b> Cr Fishwick, Cr Hill, Cr Jones, Cr Kingston and Cr Pizzey	<b>18/12/2023</b>  The City is undertaking investigation as per the resolution.  <b>19/03/2024</b>  Consultation with key stakeholders has been completed and a report is being prepared. It is currently intended to present this report to Council in mid-2024.  <b>12/04/2024</b>  A report is being prepared for the May Council meeting.  <b>28/05/2024</b>  A report will be presented to the 28 May 2024 Council meeting.	25/06/2024	

Meeting Date	Document	Item No.	Item	Status	Action Required	Action Taken	Due Date	Completed (Overdue)
12/12/2023	12 December 2023 - Ordinary Meeting of Council - MINUTES ONLY	12.2	CONSIDERATION OF THE CITY'S RECONCILIATION ACTION PLAN (WARD - ALL)	In Progress	<b>OFFICER'S RECOMMENDATION / COUNCIL RESOLUTION (Resolution No: CJ258-12/23)</b>  <b>MOVED Cr Raftis, SECONDED Cr Vinciullo that Council:</b>  <b>1      ENDORSES the draft Innovate Reconciliation Action Plan provided as Attachment 1 to this Report;</b>  <b>2      RESUBMITS the Innovate Reconciliation Action Plan to Reconciliation Australia for final endorsement.</b>  <b>The Motion was Put and CARRIED (11/0)</b>  <b>In favour of the Motion:</b> Cr Chester, Cr Hamilton-Prime, Cr Hill, Cr Hutton, Cr Jones, Cr Kingston, Cr May, Cr O'Neill, Cr Pizzey, Cr Raftis and Cr Vinciullo. <b>Against the Motion:</b> Nil.	<b>05/01/2024</b>  The City is progressing artwork for the Reconciliation Action Plan. Once completed, the document will be resubmitted to Reconciliation Australia.  <b>19/03/2024</b>  A Noongar artist has been selected and will be working with the City's RAPCRG to scope and inform the artistic/design elements.  <b>28/05/2024</b>  A Noongar artist has been working with the City's RAPCRG to finalise the RAP artwork. This is expected to be completed by end of June.	28/06/2024	
12/12/2023	12 December 2023 - Ordinary Meeting of Council - MINUTES ONLY	12.7	DRAFT COASTAL HAZARD RISK MANAGEMENT AND ADAPTATION PLAN — COMMUNITY CONSULTATION OUTCOMES (WARD - ALL)	In Progress	<b>COUNCIL RESOLUTION (Resolution No: CJ264-12/23)</b>  <b>MOVED Cr Kingston, SECONDED Cr Jones that Council:</b>  <b>1      NOTES the outcomes of the community consultation on the draft Coastal Hazard Risk Management and Adaptation Plan provided as Attachments 1 to 4;</b>  <b>2      PREPARES a new draft Coastal Hazard Risk Management and Adaptation Plan in alignment with State Planning Policy 2.6, and relevant guidelines, developed by a multi-disciplinary team of suitably qualified persons.</b>  <b>3      DEVELOP a Community and Stakeholder Engagement Strategy whereby the community is regularly updated and consulted in the development of the draft Coastal Hazard Risk Management and Adaptation Plan.</b>  <b>4      PREPARE the new draft Coastal Hazard Risk Management and Adaptation Plan having regard to internationally recognised scientific evidence, further research and coastal monitoring, identification of alternative adaptation options, and the review of State Planning Policy 2.6.</b>  <b>5      ESTABLISH a Community Reference Group to provide advice, guidance, and oversight in the development of the draft Coastal Hazard Risk Management and Adaptation Plan.</b>  <b>6      NOTES that actions to manage erosion will continue to occur while the draft Coastal Hazard Risk Management and Adaptation Plan is being developed, including but not limited to, beach nourishment and dune stabilisation.</b>	<b>12/01/2024</b>  Development of draft CHRMAP will be included in 2024/25 Corporate Business Plan.  <b>06/03/2024</b>  At the Council meeting held on 27 February 2024, Council endorsed amendments to the <i>Corporate Business Plan 2023-2027</i> including changes to milestones for the Coastal Hazard Risk Management and Adaptation Plan project. As per the updated milestones a project plan is proposed to be presented to Elected Members in quarter 4.		
12/12/2023	12 December 2023 - Ordinary Meeting of Council - MINUTES ONLY	12.8	DRAFT ILUKA-BURNS BEACH FORESHORE RESERVE MANAGEMENT PLAN (WARD - ALL)	In Progress	<b>OFFICER'S RECOMMENDATION / COUNCIL RESOLUTION (Resolution No: CJ265-12/23)</b>  <b>MOVED Cr May, SECONDED Cr Jones that Council ENDORSES the release of the draft Iluka-Burns Beach Foreshore Reserve Management Plan, provided as Attachment 1 to this Report, for community consultation for a period of 21 days.</b>  <b>The Motion was Put and CARRIED (10/0) by Exception Resolution after consideration of Item 13.1.9, page 193 refers.</b>	<b>12/01/2024</b>  Community Consultation to be undertaken January-February 2024.  <b>19/04/2024</b>  Consultation completed. Outcomes are to be presented to May 2024 Council.		

Meeting Date	Document	Item No.	Item	Status	Action Required	Action Taken	Due Date	Completed (Overdue)
12/12/2023	12 December 2023 - Ordinary Meeting of Council - MINUTES ONLY	13 1.9	VENUE HIRE FEES AND CHARGES POLICY - FINANCIAL HARDSHIP (WARD - ALL)	In Progress	<p><b>COUNCIL RESOLUTION (Resolution No: CJ286-12/23)</b></p> <p><b>MOVED Cr Kingston, SECONDED Cr Pizzey that Council:</b></p> <p><b>1</b> NOTES the proposed fee waiver process for Category B and C hirers under the Venue Hire Fees and Charges Policy;</p> <p><b>2</b> NOTES the categorisation for not-for-profit service providers under the Venue Hire Fees and Charges Policy;</p> <p><b>3</b> REQUESTS the Chief Executive Officer commence a review of the Venue Hire Fees and Charges Policy and the booking management software system, including:</p> <p><b>3.1</b> Directly engaging with affected users including those users being afforded the opportunity to present directly to the Policy Committee;</p> <p><b>3.2</b> Investigating the causes of the concerns from affected users;</p> <p><b>3.3</b> Formulating propositions for analysis to either develop an amendment to the Venue Hire Fees and Charges Policy or confirm the existing Venue Hire Fees and Charges Policy;</p> <p><b>3.4</b> With a recommended timeframe for the review to be concluded no later than quarter one of 2025;</p> <p><b>3.5</b> A progress report to be presented to the Policy Committee in the third quarter of 2024.</p> <p>The Motion was Put and CARRIED (11/0)</p> <p>In favour of the Motion: Cr Chester, Cr Hamilton-Prime, Cr Hill, Cr Hutton, Cr Jones, Cr Kingston, Cr May, Cr O'Neill, Cr Pizzey, Cr Raftis and Cr Vinciullo.</p> <p>Against the Motion: Nil.</p>	<p><b>09/01/2024</b></p> <p>A progress report for the review of the Venue Hire Fees and Charges Policy and the booking management software system will be presented to the Policy Committee in the third quarter of 2024.</p>	30/09/2024	
19/02/2024	19 February 2024 - Policy Committee - MINUTES	8.8	GROUNDWATER USE COUNCIL POLICY (WARD - ALL)	In Progress	<p><b>PROCEDURAL MOTION - THAT THE ITEM BE DEFERRED</b></p> <p><b>MOVED Cr Raftis, SECONDED Cr Kingston that Item 8.8 - Groundwater Use Council Policy, BE DEFERRED to further consider the inclusion of detailed reporting that would be provided through to the Council on a six monthly basis on all aspects of usage including public open space and all other usage.</b></p> <p>The Motion was Put and CARRIED (4/3)</p> <p>In favour of the Motion: Cr Kingston, Cr Chester, Cr Pizzey and Cr Raftis.</p> <p>Against the Motion: Mayor Jacob, Cr Hill and Cr Vinciullo.</p>	<p><b>19/03/2024</b></p> <p>Revised Council Policy to be presented to Policy Committee in 24/2025.</p>		
19/02/2024	19 February 2024 - Policy Committee - MINUTES	8.9	SPECIFIED AREA RATING COUNCIL POLICY REVIEW (WARD - ALL)	In Progress	<p><b>PROCEDURAL MOTION – THAT THE ITEM BE REFERRED BACK TO THE CHIEF EXECUTIVE OFFICER</b></p> <p><b>MOVED Mayor Jacob, SECONDED Cr Vinciullo that Item 8.9 - Specified Area Rating Council Policy Review BE REFERRED BACK to the Chief Executive Officer to undertake targeted consultation on the proposed revised Policy and cost allocation model.</b></p> <p>The Motion was Put and CARRIED (7/0)</p>	<p><b>02/05/2024</b></p> <p>The City undertook consultation with the SAR Representative Groups on 23 April 2024. A report will be prepared for a future Policy Committee meeting.</p>		

Meeting Date	Document	Item No.	Item	Status	Action Required	Action Taken	Due Date	Completed (Overdue)
					<b>In favour of the Motion:</b> Cr Kingston, Mayor Jacob, Cr Chester, Cr Hill, Cr Pizzey, Cr Raftis and Cr Vinciullo. <b>Against the Motion:</b> Nil.			
19/02/2024	19 February 2024 - Policy Committee - MINUTES	11.1	Request for Reports	In Progress	Cr Kingston requested the following reports:  2 Charity and Donations Policy.	<b>20/03/2024</b> The City is currently reviewing this request.		
19/02/2024	19 February 2024 - Policy Committee - MINUTES	11.1	Request for Reports	In Progress	Cr Kingston requested the following reports:  1 Record Management Council Policy.	<b>20/03/2024</b> The City is currently reviewing this request.  <b>09/05/2024</b> Cr Kingston requested a report to consider amending the <i>Records Management Council Policy</i> to include a requirement that if the City gives a person access to a document under the <i>Freedom of Information Act 1992 (WA)</i> , the City must also publish that information to members of the public generally on the City's website.  A draft report has been prepared and is expected to be presented to the Policy Committee in July 2024.		
27/02/2024	27 February 2024 - Ordinary Meeting of Council - MINUTES ONLY	12.3	EXPANDING HORIZONS ECONOMIC DEVELOPMENT STRATEGY (WARD - ALL)	In Progress	<b>OFFICER'S RECOMMENDATION / COUNCIL RESOLUTION (Resolution No: CJ010-02-24)</b>  <b>MOVED</b> Cr Jones, <b>SECONDED</b> Cr May that Council <b>ENDORSES</b> the draft Expanding Horizons 2033 Economic Development Strategy, provided as Attachment 1 to this Report, for community consultation for a period of 21 days.  <b>The Motion was Put and CARRIED (13/0) by Exception Resolution after consideration of Item 12.10, page 142 refers.</b>  <b>In favour of the Motion:</b> Mayor Jacob, Cr Chester, Cr Fishwick, Cr Hamilton-Prime, Cr Hill, Cr Hutton, Cr Jones, Cr Kingston, Cr May, Cr O'Neill, Cr Pizzey, Cr Raftis and Cr Vinciullo. <b>Against the Motion:</b> Nil.	<b>18/03/2024</b> Economic Development Strategy sent for community consultation - emails from CEO sent 18 March 2024.		
27/02/2024	27 February 2024 - Ordinary Meeting of Council - MINUTES ONLY	12.20	COMMUNITY SPORTING AND RECREATION FACILITIES FUND AND CLUB NIGHT LIGHTS PROGRAM - 2024-25 SMALL GRANTS (WARD - SOUTH-EAST)	Completed	<b>OFFICER'S RECOMMENDATION / COUNCIL RESOLUTION (Resolution No: CJ023-02-24)</b>  <b>MOVED</b> Cr Jones, <b>SECONDED</b> Cr May that Council:  1 <b>ENDORSES</b> an application to the Department of Local Government, Sport and Cultural Industries Community Sporting and Recreation Facilities Fund program for \$192,312 (excluding GST) to part fund synthetic grass conversion of a bowling green at the Warwick Bowling Club, Warwick;  2 <b>ENDORSES</b> an application to the Department of Local Government, Sport and Cultural Industries Club Night Lights Program for \$10,175 (excluding GST) to part fund the upgrade of floodlight fittings on the cricket practice nets at Penistone Park, Greenwood;  3 <b>NOTES</b> that the announcement of the Community Sporting and Recreation Facilities and the Club Night Lights Program application results are expected in June 2024;	<b>16/04/2024</b> Both projects have been added to the 2024-25 Capital Works Program. Both projects would need to be constructed and acquitted by June 2025. The applications were prepared / signed and submitted by 28 March 2024. The announcement is due to be made in June 2024.		16/04/2024



Meeting Date	Document	Item No.	Item	Status	Action Required	Action Taken	Due Date	Completed (Overdue)
					<p><b>4</b> NOTES that there are no funds for the projects listed in the <i>Five Year Capital Works Program</i>;</p> <p><b>5</b> REQUESTS that \$405,624 be listed for consideration in the <i>2024-25 Capital Works Program</i> for a synthetic grass conversion of a bowling green at the Warwick Bowling Club, Warwick subject to a successful Community Sporting and Recreation Facilities Fund application and Warwick Bowling Club contribution as follows:</p> <p><b>5.1</b> \$106,656 City contribution;</p> <p><b>5.2</b> \$192,312 Community Sporting and Recreation Facilities Fund;</p> <p><b>5.3</b> \$106,656 Warwick Bowling Club;</p> <p><b>6</b> REQUESTS that \$21,000 be listed for consideration in the <i>2024-25 Capital Works Program</i> for the upgrade of floodlight fittings on the cricket practice nets at Penistone Park, Greenwood subject to a successful Club Night Lights Program grant application and Warwick Greenwood Cricket Club contribution as follows:</p> <p><b>6.1</b> \$5,413 City contribution;</p> <p><b>6.2</b> \$10,175 Club Night Lights Program contribution;</p> <p><b>6.3</b> \$5,412 Warwick Greenwood Cricket Club contribution.</p> <p>The Motion was Put and CARRIED (13/0) by Exception Resolution after consideration of Item 12.10, page 142 refers.</p> <p>In favour of the Motion: Mayor Jacob, Cr Chester, Cr Fishwick, Cr Hamilton-Prime, Cr Hill, Cr Hutton, Cr Jones, Cr Kingston, Cr May, Cr O'Neill, Cr Pizzey, Cr Raftis and Cr Vinciullo.</p> <p>Against the Motion: Nil.</p>			
27/02/2024	27 February 2024 - Ordinary Meeting of Council - MINUTES ONLY	16.1	NOTICE OF MOTION NO. 1 – CR ADRIAN HILL – COMMUNITY FUNDING PROGRAM	Completed	<p><b>RECOMMENDATION / COUNCIL RESOLUTION</b> (Resolution No: CJ027-02-24)</p> <p><b>MOVED</b> Cr Hill, <b>SECONDED</b> Cr May that Council <b>BY AN ABSOLUTE MAJORITY AMENDS</b> Part 3 of its decision of 12 December 2023 (CJ272-12/23 refers) as follows:</p> <p><b>“3</b> <i>APPROVES a grant of \$12,500 \$25,000 to the Kingsley Westside Football Club Incorporated of its Temporary Lights to MacNaughton Park, Kinross, project.</i>”</p> <p>The Motion was Put and CARRIED (8/5)</p> <p>In favour of the Motion: Mayor Jacob, Cr Fishwick, Cr Hamilton-Prime, Cr Hill, Cr Hutton, Cr May, Cr Pizzey and Cr Vinciullo.</p> <p>Against the Motion: Cr Chester, Cr Jones, Cr Kingston, Cr O'Neill and Cr Raftis.</p>			16/04/2024
27/02/2024	27 February 2024 - Ordinary Meeting of	16.2	NOTICE OF MOTION NO. 2 – CR O'NEILL –	Not yet started	NOM 2 - CR O'NEILL	16/04/2024	18/09/2024	

Meeting Date	Document	Item No.	Item	Status	Action Required	Action Taken	Due Date	Completed (Overdue)
	Council - MINUTES ONLY		PORTABLE GROUND LIGHTING SYSTEMS		<b>RECOMMENDATION / COUNCIL RESOLUTION (Resolution No: CJ028-02-24)</b>  <b>MOVED</b> Cr O'Neill, <b>SECONDED</b> Cr Hamilton-Prime that Council requests the Chief Executive Officer prepare a report on the purchase of ground lighting systems for hire by active reserve hirers and members belonging to clubs within the City of Joondalup.  <b>The Motion was Put and CARRIED (13/0)</b>  <b>In favour of the Motion:</b> Mayor Jacob, Cr Chester, Cr Fishwick, Cr Hamilton-Prime, Cr Hill, Cr Hutton, Cr Jones, Cr Kingston, Cr May, Cr O'Neill, Cr Pizzey, Cr Raftis and Cr Vinciullo. <b>Against the Motion:</b> Nil.	A report is anticipated to be tabled at the Council meeting to be held on 17 September 2024.		
27/02/2024	27 February 2024 - Ordinary Meeting of Council - MINUTES ONLY	16.3	NOTICE OF MOTION NO. 3 – CR CHESTER – INSTALLATION OF 'COCKITROUGH WATERING STATIONS'	Completed	NOM 3  <b>OFFICER'S RECOMMENDATION / COUNCIL RESOLUTION (Resolution No: CJ029-02-24)</b>  <b>MOVED</b> Cr Chester, <b>SECONDED</b> Cr Hamilton-Prime that Council REQUESTS the Chief Executive Officer investigate the feasibility of installing elevated watering stations, away from busy roads and predators, for the benefit of our abundant birdlife. With a warming and drying climate, many bird species struggle in the extreme heat and this is particularly true of our threatened and endangered black cockatoos.  <b>The Motion was Put and CARRIED (13/0)</b>  <b>In favour of the Motion:</b> Mayor Jacob, Cr Chester, Cr Fishwick, Cr Hamilton-Prime, Cr Hill, Cr Hutton, Cr Jones, Cr Kingston, Cr May, Cr O'Neill, Cr Pizzey, Cr Raftis and Cr Vinciullo. <b>Against the Motion:</b> Nil.	<b>04/04/2024</b>  The City is supportive of installing elevated watering stations for the benefit of the abundant birdlife within its borders, as shown by its application in September 2023 to the Department of Climate Change, Energy, the Environment and Water (DCCEEW) for a Saving Native Species grant for the installation of these stations within the City of Joondalup. The application to the Department included revegetation works to provide additional Black Cockatoo feeding habitat at Trigonometric Park and monitoring of existing artificial Black Cockatoo nesting tubes.  The City identified two suitable locations being, one at Hepburn Conservation Area near the water fountain at the O'Leary Road entry and one at Craigie Bushland near the overflow carpark on the western side of the leisure centre.  The City determined that the Cockitrough Bird Waterer (Bird Waterer) designed and supplied by the Town of Victoria Park would be a feasible solution to provide elevated watering stations for birdlife. The Bird Waterers are locally designed and manufactured on a non-for-profit basis, are simple and cost effective and are designed to blend into the natural landscape.  Unfortunately, the City was unsuccessful with this grant application.  The installation of elevated watering stations will be considered by Elected Members as part of the 2024-25 Capital Works Program budget development.  The cost to install a Bird Waterer is estimated at \$20,000, subject to availability of water and other location specific requirements.  <b>16/04/2024</b>  The installation of elevated watering stations within natural areas across the City has been listed in the draft Five Year Capital Works Program for consideration by Elected Members under project FNM2096 - Elevated Watering Stations with an amount of \$25,000 listed for 2025-26, 2026-27 and 2027-28.		
27/02/2024	27 February 2024 - Ordinary Meeting of Council - MINUTES ONLY	16.9.1 2.04	CONFIDENTIAL - APPOINTMENT OF EXTERNAL MEMBER TO THE AUDIT AND RISK	In Progress	CONFIDENTIAL ITEM 12.4  <b>ALTERNATE RECOMMENDATION / COUNCIL RESOLUTION (Resolution No: CJ031-02-24)</b>	<b>19/03/2024</b>  With regard to resolution 1, letter dated 5 March 2024 sent to Mr Mark Hall confirming appointment as external member to the Audit and Risk Committee.		

Meeting Date	Document	Item No.	Item	Status	Action Required	Action Taken	Due Date	Completed (Overdue)
			COMMITTEE (WARD - ALL)		<p><b>MOVED Cr Raftis, SECONDED Cr Kingston that Council:</b></p> <p><b>1 BY AN ABSOLUTE MAJORITY APPOINTS Mr Mark Hall to the position of external member of the Audit and Risk Committee;</b></p> <p><b>2 REQUESTS the Chief Executive Officer to prepare a report on the impacts of recognising payments for members of Committees and any other panels or reference groups undertaken by the City.</b></p>			
27/02/2024	27 February 2024 - Ordinary Meeting of Council - MINUTES ONLY	16.9.1 2.12	REQUEST FOR QUOTATION TO APPOINT A CONSULTANT FOR AN ORGANISATIONAL REVIEW OF THE CITY OF JOONDALUP (WARD - ALL)	In Progress	<p>ITEM 12.12</p> <p><b>PROCEDURAL MOTION – THAT THE ITEM BE REFERRED BACK TO THE CHIEF EXECUTIVE OFFICER (Resolution No: CJ033-02-24)</b></p> <p><b>MOVED Cr Kingston, SECONDED Cr Jones that Item 12.12 - Request for Quotation to Appoint a Consultant for an Organisational Review of the City of Joondalup (Ward - All), BE REFERRED BACK to the Chief Executive Officer to provide further options to Council on conducting an organisational review, including external scoping, as per clause 10.1(c) of the City of Joondalup Meeting Procedures Local Law 2013.</b></p> <p><b>The Motion was Put and</b></p> <p><b>In favour of the Motion:</b> Mayor Jacob, Cr Fishwick, Cr Hamilton-Prime, Cr Hill, Cr Hutton, Cr Jones, Cr Kingston, Cr O'Neill, Cr Raftis and Cr Vinciullo.</p> <p><b>Against the Motion:</b> Cr Chester, Cr May and Cr Pizzey.</p>	<p><b>03/05/2024</b></p> <p>Refer to action taken for CJ170-08/23.</p>		
11/03/2024	11 March 2024 - Audit and Risk Committee - MINUTES	11.1	Request for Report	In Progress	<p><b>Cr O'Neill requested a report on the review of employees use of fleet vehicles, including the comparison of odometer readings and fuel consumption.</b></p>	<p><b>02/05/2024</b></p> <p>The City is currently compiling information to inform a report to the Audit and Risk Committee.</p>		
25/03/2024	25 March 2024 - Major Projects and Finance Committee - MINUTES	8.1	SETTING OF 2024 MEETING DATES - MAJOR PROJECTS AND FINANCE COMMITTEE (WARD - ALL)	Completed	<p><b>ALTERNATE RECOMMENDATION MOVED Cr Hill, SECONDED Cr O'Neill that the Major Projects and Finance Committee ADOPTS the following meeting dates and times for the Major Projects and Finance Committee of the City of Joondalup to be held at the Joondalup Civic Centre (Conference Room 1), Boas Avenue, Joondalup:</b></p> <p><b>1 Monday 6 May 2024, commencing at 6.00pm;</b></p> <p><b>2 Monday 17 June 2024, commencing at 6.00pm;</b></p> <p><b>3 Tuesday 24 September 2024, commencing at 6.00pm;</b></p> <p><b>4 Monday 11 November 2024, commencing at 6.30pm.</b></p> <p><b>The Motion was Put and CARRIED (3/1)</b></p> <p><b>In favour of the Alternate Motion:</b> Cr Hill, Cr Fishwick and Cr O'Neill.</p> <p><b>Against the Alternate Motion:</b> Cr Jones.</p>	<p><b>11/04/2024</b></p> <p>Elected Members notified and diary events sent.</p>		11/04/2024
25/03/2024	25 March 2024 - Major Projects and Finance	8.6	2023-24 CAPITAL WORKS PROGRAM UPDATE (WARD - ALL)	Completed	<p><b>OFFICER'S RECOMMENDATION MOVED Cr Fishwick, SECONDED Cr Vinciullo that the Major Projects and Finance Committee NOTES:</b></p>	<p><b>08/04/2024</b></p> <p>Noting resolution, no further action required.</p>		08/04/2024

Meeting Date	Document	Item No.	Item	Status	Action Required	Action Taken	Due Date	Completed (Overdue)
	Committee - MINUTES				<p>1 the report on the Capital Works Projects for 2023-24 as at 29 February 2024 forming Attachment 1 to this Report;</p> <p>2 the Capital Project Status Report 2023-24 as at 29 February 2024 forming Attachment 2 to this Report.</p> <p>The Motion was Put and <b>CARRIED (6/0)</b></p> <p>In favour of the Motion: Cr Hill, Cr Fishwick, Cr Jones, Cr May, Cr O'Neill and Cr Vinciullo. Against the Motion: Nil.</p>			
25/03/2024	25 March 2024 - Major Projects and Finance Committee - MINUTES	8.7	OCEAN REEF MARINA - PROJECT STATUS (WARD - NORTH-CENTRAL)	Completed	<p><b>OFFICER'S RECOMMENDATION MOVED Cr Jones, SECONDED Cr O'Neill that the Major Projects and Finance Committee NOTES the status of the Ocean Reef Marina project as detailed in this Report.</b></p> <p>The Motion was Put and <b>CARRIED (6/0)</b></p> <p>In favour of the Motion: Cr Hill, Cr Fishwick, Cr Jones, Cr May, Cr O'Neill and Cr Vinciullo. Against the Motion: Nil.</p>	<p><b>03/04/2024</b></p> <p>Noting resolution, no further action required</p>		03/04/2024
26/03/2024	26 March 2024 - Ordinary Meeting of Council - MINUTES ONLY	12.1	DEVELOPMENT AND SUBDIVISION APPLICATIONS - JANUARY 2024 (WARD - ALL)	Completed	<p><b>MOVED Cr Jones, SECONDED Cr Hamilton-Prime that Council NOTES the determination and recommendations made under delegated authority in relation to the:</b></p> <p>1 development applications described in Attachment 1 to this Report during January 2024;</p> <p>2 subdivision applications described in Attachment 2 to this Report during January 2024.</p> <p>The Motion was Put and <b>CARRIED (12/0)</b> by Exception Resolution after consideration of Item 13.2.2, page 205 refers.</p>	<p><b>08/04/2024</b></p> <p>Noting resolution. No further action required.</p>		08/04/2024
26/03/2024	26 March 2024 - Ordinary Meeting of Council - MINUTES ONLY	12.2	PROPOSED CLOSURE OF PORTIONS OF THE WHITFORDS AVENUE ROAD RESERVE, HILLARYS (WARD – SOUTH-WEST)	In Progress	<p><b>MOVED Cr Kingston, SECONDED Cr May that Council, pursuant to section 58 of the <i>Land Administration Act 1997</i>, ADVERTISES the proposal to permanently close two portions of the Whitfords Avenue road reserve identified in Attachment 1 to this Report, for a period of 35 days.</b></p>	<p><b>12/04/2024</b></p> <p>The City will arrange advertising of the proposal in accordance with the Council's resolution.</p>	27/08/2024	02/05/2024
26/03/2024	26 March 2024 - Ordinary Meeting of Council - MINUTES ONLY	12.3	47 SPORING WAY, HILLARYS - FOUR MULTIPLE DWELLINGS (WARD – SOUTH-WEST)	Completed	<p><b>MOVED Cr Pizzey, SECONDED Cr Kingston that Council APPROVES under Clause 68(2) of Schedule 2 of the <i>Planning and Development (Local Planning Schemes) Regulations 2015</i> the application for development approval dated 20 November 2023 submitted by Alpha Developments (WA) Pty Ltd, the applicant, for MULTIPLE DWELLINGS (four new dwellings) on Lot 179 (47), Sporing Way HILLARYS, subject to the following conditions:</b></p> <p>1 This approval relates to the multiple dwelling development (four multiple dwellings) and associated works only and development shall be in accordance with the approved plan(s), any other supporting information and conditions of approval. It does not relate to any other development on the lot;</p> <p>2 All stormwater shall be collected on-site and disposed of in a manner acceptable to the City;</p> <p>3 All development shall be contained within the property boundaries;</p>	<p><b>12/04/2024</b></p> <p>The City will advise the applicant of the Council's resolution.</p>		12/04/2024

Meeting Date	Document	Item No.	Item	Status	Action Required	Action Taken	Due Date	Completed (Overdue)
					<p>4 The car parking bays, driveways and/or access points/crossovers shown on the approved plans are to be designed, constructed, drained and marked in accordance with the <i>Australian Standards AS2890</i>, prior to the occupation of the development and thereafter maintained to the satisfaction of the City;</p> <p>5 The designated on-site visitor bay shall be marked and permanently made available and accessible for visitor parking at all times. A Security and Access Management Plan detailing security gate operation, management of intercom controls, signage and other methods to direct and enable visitor access to private areas shall be submitted to the City for approval prior to occupation of the development, and shall be implemented in accordance with the approved plan;</p> <p>6 The applicant shall remove the existing crossover and make good the verge to the satisfaction of the City, within 28 days of the completion of construction of the new crossover;</p> <p>7 Two bicycle parking spaces shall be designed and installed in accordance with the <i>Australian Standard for Off-street Car parking – Bicycles</i> (AS2890.3-1993), prior to occupation of the development and thereafter maintained to the satisfaction of the City;</p> <p>8 The fencing infill panels within the street setback area indicated on the approved plans shall be visually permeable (as defined in the <i>Residential Design Codes</i>);</p> <p>9 No solid walls, fences or other structures higher than 0.75 metres shall be constructed within 1.5 metres of where the driveway meets the street boundary;</p> <p>10 A full schedule of colours and materials for all exterior parts to the building is to be submitted to and approved by the City prior to the commencement of development. Development shall be in accordance with the approved schedule and all external materials and finishes shall be maintained to a high standard, including being free of vandalism, to the satisfaction of the City;</p> <p>11 A detailed landscaping plan shall be submitted to and approved by the City prior to the commencement of development. The plan is to address the applicable element objectives of clause 4.12 of the <i>Residential Design Codes Volume 2 - Apartments</i>, and indicate the proposed landscaping treatment(s) of the subject site and the adjoining road verge(s), and shall:</p> <p>11.1 be drawn at an appropriate scale of either 1:100, 1:200 or 1:500;</p> <p>11.2 Include the provision of three small trees and two medium trees (including species) provided on-site in accordance with the requirements set out in table 3.3b of <i>State Planning Policy 7.3: Residential Design Codes Volume 2 – Apartments</i>;</p> <p>11.3 Show landscaping within the verge, including two new street trees to the specification of the City;</p> <p>11.4 provide plant species, mature height and spread, plant spacing, pot size and quantities and an irrigation design by a Certified Irrigation Designer;</p>			

Meeting Date	Document	Item No.	Item	Status	Action Required	Action Taken	Due Date	Completed (Overdue)
					<p>11.5 be based on water sensitive urban design and designing out crime principles;</p> <p>11.6 identify existing vegetation to be retained and information on the proposed manner in which this will be managed throughout construction;</p> <p>Landscaping shall be planted installed prior to occupation of the dwelling(s) and thereafter maintained in accordance with the approved plan, to the satisfaction of the City;</p> <p>12 Landscaping and reticulation shall be established in accordance with the approved landscaping plans, Australian Standards and best trade practice prior to the occupation of the development and thereafter maintained to the satisfaction;</p> <p>13 This approval permits the removal of one street tree located centrally within the Sporing Way road reserve. Any remaining street trees shall be maintained and protected to the satisfaction of the City;</p> <p>14 Lighting shall be installed along all driveways and pedestrian pathways and in all common service areas prior to the development first being occupied, to the satisfaction of the City. A lighting plan shall be submitted to the City for approval prior to the commencement of construction. The lighting design is to minimise light spillage onto the surrounding residential properties and be in accordance with the requirements of <i>Australian Standard AS4282</i>;</p> <p>15 All privacy screening as shown on the approved plans, including obscured glazing, shall be installed prior to the occupation of the dwelling and maintained to the satisfaction of the City. All screening shall be in accordance with clause 3.5 of the <i>Residential Design Codes Volume 2</i>;</p> <p>16 A Construction Management Plan shall be submitted to and approved by the City prior to the commencement of development. The management plan shall include details regarding mitigation measures to address impacts associated with construction works and shall be prepared to the specification and satisfaction of the City. The construction works shall be undertaken in accordance with the approved Construction Management Plan;</p> <p>17 A Waste Management Plan indicating the method of rubbish collection and that collection is to be undertaken by the City is to be submitted prior to the commencement of development, and approved by the City prior to the development first being occupied and thereafter implemented to the satisfaction of the City;</p> <p>18 Acoustic treatments being provided to the habitable room windows to the western elevation of the ground floor (Unit 2) as indicated on the approved plans, prior to the occupation of the dwellings;</p> <p>19 Any proposed building plant and equipment, including air conditioning units, piping, ducting and water tanks shall be located so as to minimise any visual and noise impact on surrounding landowners screened from view from the street and, where practicable, from adjoining buildings. Details of building plant and equipment shall be submitted to and approved by the City prior to the commencement of</p>			

Meeting Date	Document	Item No.	Item	Status	Action Required	Action Taken	Due Date	Completed (Overdue)
					<p>development. Development shall be in accordance with these approved details;</p> <p>20 Prior to occupation of the dwellings, each dwelling shall be provided with an adequate area for clothes drying facilities that is screened from view from the street to the satisfaction of the City. Clothes drying is not permitted on balconies or in courtyards;</p> <p>21 Except on waste collection days, bins shall be stored in a location that is not located in a 'landscape area' or visible from the street, to the satisfaction of the City;</p> <p>22 Sustainability initiative(s) details in accordance with element 4.15 (Energy Efficiency) of Volume 2 <i>State Planning Policy 3.7 Residential Design Codes</i> are to be submitted to and approved by the City prior to commencement of development. The initiative(s) shall be incorporated into the development and implemented prior to occupation;</p> <p>23 A minimum of one dwelling shall be designed to meet Silver Level requirements as defined in the <i>Liveable Housing Design Guidelines</i> (Liveable Housing Australia). Details shall be submitted to and approved by the City prior to commencement of development, and works shall be undertaken in accordance with the approved details;</p> <p>24 Dwellings shall be individually metered for water usage;</p> <p>25 The development shall be fibre-to-premises ready, including the provision for installation of fibre throughout the site and to every dwelling;</p> <p>26 A minimum of one dwelling shall be designed to meet Silver Level requirements as defined in the <i>Liveable Housing Design Guidelines</i> (Liveable Housing Australia). Details shall be submitted to and approved by the City prior to commencement of development, and works shall be undertaken in accordance with the approved details.</p> <p><u>Advice Notes</u></p> <p>1 Further to condition 1, the <i>State Planning Policy 7.3 Residential Design Codes</i> defines the following:</p> <p>"Multiple dwellings" as:</p> <p><i>'a dwelling in a group of more than one dwelling on a lot where any part of the plot ratio area of a dwelling is vertically above any part of the plot ratio of any other but:</i></p> <ul style="list-style-type: none"> <li><i>does not include a grouped dwelling; and</i></li> <li><i>includes any dwellings above the ground floor in a mixed use development'.</i></li> </ul> <p>2 The City encourages the applicant/owner to incorporate materials and colours to the external surface of the development, including roofing, that have low reflective characteristics to minimise potential glare from the development impacting the amenity of the adjoining or nearby neighbours.</p> <p>3 In regard to condition 4, the applicant is advised that the associated crossover (including crossover wings) is to be wholly contained within the verge directly adjacent to the</p>			

Meeting Date	Document	Item No.	Item	Status	Action Required	Action Taken	Due Date	Completed (Overdue)
					<p>subject site, and designed and constructed in accordance with the City's Crossover Guidelines.</p> <p>4 In regard to condition 8, the Residential Design Codes define visually permeable as:</p> <p><i>In reference to a wall, gate, door, screen or fence that the vertical surface when viewed directly from the street or other public space has:</i></p> <ul style="list-style-type: none"> <li>• continuous vertical or horizontal gaps of 50mm or greater width occupying not less than one third of the total surface area;</li> <li>• continuous vertical or horizontal gaps less than 50mm in width, occupying at least one half of the total surface area in aggregate; or</li> <li>• a surface offering equal or lesser obstruction to view.</li> </ul> <p>5 Any existing infrastructure/assets within the road reserve (e.g. footpath, kerbing and street trees) are to be retained and protected during construction of the development and are not to be removed or altered. Should any infrastructure or assets be damaged during the construction of the development, it is required to be reinstated to the satisfaction of the City.</p> <p>6 The <i>Construction Management Plan</i> shall be prepared using the City's <i>Construction Management Plan</i> template which can be provided upon request.</p> <p>7 Further to condition 11:</p> <ul style="list-style-type: none"> <li>• The <i>Development in Housing Opportunity Areas Local Planning Policy</i> defines 'landscape area' as:</li> <li>• "land developed with garden beds, shrubs and trees, or by the planting of lawns. Landscape area does not include rockeries, ornamental ponds, swimming pools, driveways, uncovered car parking, bin areas, alfresco areas or other areas finished with a nonpermeable surface".</li> <li>• The trees required on-site are to be a minimum pot/bag size of 100 litres for the small trees and 200 litres for the medium trees and preferably native species which is appropriate for the soil and climate conditions of the area. The City's Preferred Tree Species List can be found on the City's website for further guidance: joondalup.wa.gov.au.</li> <li>• Verge treatments are to comply with Housing Opportunity Area requirements outlined in the City's <i>Street Verge Guidelines</i>. A copy of the Guidelines can be obtained at <a href="https://www.joondalup.wa.gov.au/verge-treatments/">https://www.joondalup.wa.gov.au/verge-treatments/</a>. In accordance with the Street Verge Guidelines, no additional hardstand areas (including synthetic turf) are permitted exclusive of the proposed footpaths and crossovers.</li> <li>• The detailed design for the street tree shall indicate two (2) tree preparation zones within</li> </ul>			



Meeting Date	Document	Item No.	Item	Status	Action Required	Action Taken	Due Date	Completed (Overdue)
					<p>the verge and nominate one of the following tree species:</p> <ul style="list-style-type: none"> <li>○ Eucalyptus torquata (Coral Gum)</li> <li>○ Tridada sebiferum (Chinese Tallow)</li> <li>○ Callistemon KPS (Bottlebrush)</li> </ul> <p>• Planting of trees abutting service infrastructure may require approval from the relevant agency and should be taken into consideration when selecting species.</p> <p>8 In regard to condition 11, the two existing trees proposed to be retained onsite (towards the rear of the property) are to be protected during construction to avoid damaging or removal of the trees. Should the trees not survive, replacement trees of a similar size at maturity will need to be planted onsite (and thereafter maintained) by the landowners to ensure compliance with this condition of development approval.</p> <p>9 In regard to condition 13 the applicant should contact the City's Work Operations Centre on 9400 4000 to arrange for the removal of the existing verge tree.</p> <p>10 In relation to condition 15, the Residential Design Codes require screening to be at least 1.6 metres in height above the finished floor level of the dwelling and balconies, at least 75% obscure, made of a durable material and restrict view in the direction of overlooking into any adjoining property. The Residential Design Codes define screening as:</p> <p><i>"Permanently fixed external perforated panels or trellises composed of solid or obscured translucent panels".</i></p> <p>11 This approval does not include the dividing fence(s). You are advised that in accordance with the <i>Dividing Fences Act 1961</i> you are required to reach agreement with the adjoining owners as to the height, appearance and location of the dividing fence. Further information is available at <a href="http://www.buildingcommission.wa.gov.au">www.buildingcommission.wa.gov.au</a>.</p> <p>12 The bin store areas are required to be provided with a concrete floor that grades evenly to an industrial floor waste gully that is connected to sewer. Bin store areas are to be provided with a hose cock.</p>			
26/03/2024	26 March 2024 - Ordinary Meeting of Council - MINUTES ONLY	12.4	EXECUTION OF DOCUMENTS (WARD - ALL)	Completed	<b>MOVED</b> Cr Kingston, <b>SECONDED</b> Cr O'Neill that Council <b>NOTES</b> the Signing and Common Seal Register for 26 January 2024 to 23 February 2024 as detailed in Attachment 1 to this Report.	08/04/2024 Noting resolution, no further action required.		08/04/2024
26/03/2024	26 March 2024 - Ordinary Meeting of Council - MINUTES ONLY	12.5	STATUS OF COUNCIL DECISIONS - JANUARY 2024 (WARD - ALL)	Completed	<b>MOVED</b> Cr Jones, <b>SECONDED</b> Cr Hamilton-Prime that Council <b>NOTES</b> the Status of Council Decisions Report for the month of January 2024, as provided in Attachment 1 to this Report.  The Motion was Put and <b>CARRIED</b> (12/0) by Exception Resolution after consideration of Item 13.2.2, page 205 refers.	11/04/2024 Noting resolution. No further action required.		11/04/2024
26/03/2024	26 March 2024 - Ordinary Meeting of Council - MINUTES ONLY	12.6	MINUTES OF REGIONAL COUNCIL MEETINGS (WARD - ALL)	Completed	<b>MOVED</b> Cr Raftis, <b>SECONDED</b> Cr Kingston that Council <b>NOTES</b> the minutes of the ordinary meeting of the Catalina Regional Council held on 15 February 2024 forming Attachment 1 to this Report.	11/04/2024 Noting resolution. No further action required.		11/04/2024

Meeting Date	Document	Item No.	Item	Status	Action Required	Action Taken	Due Date	Completed (Overdue)
					<p>The Motion was Put and CARRIED (12/0)</p> <p>In favour of the Motion: Cr Chester, Cr Fishwick, Cr Hamilton-Prime, Cr Hill, Cr Hutton, Cr Jones, Cr Kingston, Cr May, Cr O'Neill, Cr Pizzey, Cr Raftis and Cr Vinciullo.</p> <p>Against the Motion: Nil.</p>			
26/03/2024	26 March 2024 - Ordinary Meeting of Council - MINUTES ONLY	12.7	STATUS OF PETITIONS (WARD - ALL)	In Progress	<p><b>MOVED Cr Pizzey, SECONDED Cr May that Council:</b></p> <p><b>1 NOTES the status of outstanding petitions submitted to Council during the period 16 August 2016 to 12 December 2023, forming Attachment 1 to this Report;</b></p> <p><b>2 in relation to the petition requesting the City consider improving the road safety at Beltana Road and Spinaway Street near Craigie Heights Primary School:</b></p> <p><b>2.1 NOTES that Beltana Road has been listed for consideration in the 2024-25 financial year for road resurfacing, the installation of a minor traffic treatment, and upgrade of the pedestrian refuge to current standards;</b></p> <p><b>2.2 NOTES line marking and signage upgrades for Beltana Road have been submitted to Main Roads WA for approval;</b></p> <p><b>2.3 NOTES that Craigie Heights Primary School has submitted a children's crossing application to the WA Police for Beltana Road in December 2023;</b></p> <p><b>2.4 REQUESTS the City investigate the installation of a raised pedestrian crossing to be considered as part of the upcoming Capital Works Project to Beltana Road;</b></p> <p><b>2.5 REQUESTS solar speed sign/s be acquired and installed near the intersection of Beltana Road and Spinaway Street (on Beltana Road) prior to the end of May 2024, subject to contractor availability and approvals;</b></p> <p><b>2.6 ADVISES the lead petitioner of the actions taken in relation to the petition requesting consideration be given to improve the road safety at Beltana Road and Spinaway Street near Craigie Heights Primary School;</b></p> <p><b>3 in relation to the petition requesting the City in coordination with Main Roads, review the traffic signal operation at the intersection of Selkirk Drive and Connolly Drive:</b></p> <p><b>3.1 NOTES that Main Roads WA have made some minor adjustments to the traffic signals for the right turn movement from Connolly Drive into Selkirk Drive;</b></p> <p><b>3.2 NOTES the City's requirements to adhere to Main Roads WA's Operational Modelling Guidelines and Traffic Signals Approval Policy;</b></p> <p><b>3.3 NOTES that the City has engaged a consultant to undertake the required traffic modelling to meet Main Roads WA's requirements;</b></p>	<p><b>16/04/2024</b></p> <p>In relation to Parts 2.1 - 2.3 of the resolution, the City notes Councils decision. No further action required.</p> <p>In relation to Parts 2.4 and 2.5 of the resolution, the City is currently investigating Council's requests.</p> <p>In relation to Part 2.6 of the resolution, the Lead Petition has been notified of Council's decision. No further action required.</p> <p><b>16/04/2024</b></p> <p>In relation to Parts 3.1 - 3.3 of the resolution, the City's notes Council's decision. No further action required.</p> <p>In relation to Part 3.4 of the resolution, the Lead Petitioner has been notified of Council's decision. No further action required.</p> <p><b>16/04/2024</b></p> <p>The City notes the status of outstanding petitions submitted to Council during the period of 16 August 2016 to 12 December 2023.</p> <p><b>16/04/2024 Executive Support Officer</b></p> <p>Items 5.1 - 5.4 have been noted, No further action.</p> <p><b>27/05/2024</b></p> <p>In relation to Parts 2.5 of the resolution, the City has been successful in obtaining a grant from the Australian Government's Department of Infrastructure, Transport, Regional Development, Communications and the Arts, National Road Safety Action Grants Program. The grant involves the purchase of solar speed signs to raise awareness of speeding on roads and will be rolled out in two stages.</p> <p>A solar radar speed sign will be installed on Beltana Road as part of the first stage and will be in place for six months, after which it will be relocated to other area. Commencement of the roll out of the signs is anticipated to commence from early September 2024.</p>		

Meeting Date	Document	Item No.	Item	Status	Action Required	Action Taken	Due Date	Completed (Overdue)
					<p>3.4 ADVISES the lead petitioner of the actions taken in relation to the petition requesting a review of the traffic signal operation at the intersection of Selkirk Drive and Connolly Drive;</p> <p>4 in relation to the petition requesting the City instructs the CEO to remove a new fence at Picnic Cove, stop progress on more new fencing and educate park users re: dog behaviour:</p> <p>4.1 NOTES the conservation fence at Picnic Cove Park was removed by the City and the area returned to its former state on 9 January 2024;</p> <p>4.2 NOTES there are currently no plans for the construction of further conservation fencing at Picnic Cove Park;</p> <p>4.3 NOTES that the City will undertake targeted patrols of Picnic Cove Park to educate dog owners on their responsibilities;</p> <p>4.4 ADVISES the lead petitioner of the actions taken in relation to the petition requesting the removal of the conservation fence at Picnic Cove Park;</p> <p>5 in relation to the petition requesting the City approves a grant of \$25,000 to Kingsley Westside Football Club Incorporated for its temporary lights to MacNaughton Park project:</p> <p>5.1 NOTES that at its meeting held on 12 December 2023 (CJ272/12-23 refers), Council approved in Part as follows:</p> <p>“3 APPROVES a grant of \$12,500 to the Kingsley Westside Football Club Incorporated of its Temporary Lights to MacNaughton Park, Kinross, project;”</p> <p>5.2 NOTES that a letter was sent to the lead petitioner on 3 January 2024 advising them of Council's decision;</p> <p>5.3 NOTES that at its meeting held on 27 February 2024 (CJ027-02/24 refers) Council approved the following resolution which formed part of a Notice of Motion:</p> <p>“That Council BY AN ABSOLUTE MAJORITY AMENDS Part 3 of its decision of 12 December 2023 (CJ272-12/23 refers) as follows:</p> <p>“3 APPROVES a grant of \$12,500 \$25,000 to the Kingsley Westside Football Club Incorporated of its Temporary Lights to MacNaughton Park, Kinross, project.”</p> <p>5.4 NOTES that a letter was sent to the lead petitioner on 5 March 2024 advising them of Council's decision.</p>			

Meeting Date	Document	Item No.	Item	Status	Action Required	Action Taken	Due Date	Completed (Overdue)
					<p><b>The Motion was Put and CARRIED (12/0)</b></p> <p><b>In favour of the Motion:</b> Cr Hill, Cr Chester, Cr Fishwick, Cr Hamilton-Prime, Cr Hutton, Cr Jones, Cr Kingston, Cr May, Cr O'Neill, Cr Pizzey, Cr Raftis and Cr Vinciullo.</p> <p><b>Against the Motion:</b> Nil.</p>			
26/03/2024	26 March 2024 - Ordinary Meeting of Council - MINUTES ONLY	12.8	DRAFT ENVIRONMENT STRATEGY 2024 – 2034 (WARD – ALL)	In Progress	<p><b>OFFICER'S RECOMMENDATION / COUNCIL RESOLUTION (Resolution No: CJ048 -03/24)</b></p> <p><b>MOVED Cr Kingston, SECONDED Cr Pizzey that Council ENDORSES the draft Environment Strategy 2024 – 2034, provided as Attachment 1 to this Report, for release for community consultation for a period of 21 days.</b></p> <p><b>The Motion was Put and CARRIED (8/4)</b></p> <p><b>In favour of the Motion:</b> Cr Hill, Cr Chester, Cr Fishwick, Cr Hamilton-Prime, Cr Jones, Cr May, Cr O'Neill and Cr Vinciullo.</p> <p><b>Against the Motion:</b> Cr Hutton, Cr Kingston, Cr Pizzey and Cr Raftis.</p>	<p><b>03/05/2024</b></p> <p>Community Consultation being held from 18 April - 30 May 2024.</p>		
26/03/2024	26 March 2024 - Ordinary Meeting of Council - MINUTES ONLY	12.9	CORPORATE SPONSORSHIP APPLICATION: WANNEROO BASKETBALL ASSOCIATION (WARD - ALL)	Completed	<p><b>MOVED Cr Jones, SECONDED Cr Hamilton-Prime that Council AGREES to:</b></p> <p><b>1 APPROVE a sponsorship amount of \$20,000 (excluding GST) for the NBL1 Naming Rights 'Co-Major' partner of the Men's and Women's team for the 2024 season;</b></p> <p><b>Subject to the Wanneroo Basketball Association entering into a formal sponsorship agreement with the City of Joondalup.</b></p> <p><b>The Motion was Put and CARRIED (12/0) by Exception Resolution after consideration of Item 13.2.2, page 205 refers.</b></p> <p><b>In favour of the Motion:</b> Cr Hill, Cr Chester, Cr Fishwick, Cr Hamilton-Prime, Cr Hutton, Cr Jones, Cr Kingston, Cr May, Cr O'Neill, Cr Pizzey, Cr Raftis and Cr Vinciullo.</p> <p><b>Against the Motion:</b> Nil.</p>	<p><b>19/04/2024</b></p> <p>Sponsorship Agreement in draft. Expected to be finalised by the end of April 2024.</p> <p><b>27/05/2024</b></p> <p>Sponsorship Agreement finalised and signed.</p>		
26/03/2024	26 March 2024 - Ordinary Meeting of Council - MINUTES ONLY	12.10	LIST OF PAYMENTS MADE DURING THE MONTH OF JANUARY 2024 (WARD - ALL)	Completed	<p><b>MOVED Cr Jones, SECONDED Cr Hamilton-Prime that Council NOTES the Chief Executive Officer's list of accounts for January 2024 paid under Delegated Authority in accordance with Regulation 13(1) of the Local Government (Financial Management) Regulations 1996 forming Attachments 1, 2 and 3 to this Report, totaling \$16,347,473.08.</b></p> <p><b>The Motion was Put and CARRIED (12/0) by Exception Resolution after consideration of Item 13.2.2, page 205 refers.</b></p> <p><b>In favour of the Motion:</b> Cr Hill, Cr Chester, Cr Fishwick, Cr Hamilton-Prime, Cr Hutton, Cr Jones, Cr Kingston, Cr May, Cr O'Neill, Cr Pizzey, Cr Raftis and Cr Vinciullo.</p> <p><b>Against the Motion:</b> Nil.</p>	<p><b>08/04/2024</b></p> <p>Noting resolution. No further action required.</p>		08/04/2024
26/03/2024	26 March 2024 - Ordinary Meeting of Council - MINUTES ONLY	12.11	FINANCIAL ACTIVITY STATEMENT FOR JANUARY 2024 (WARD - ALL)	Completed	<p><b>MOVED Cr Raftis, SECONDED Cr Kingston that Council NOTES the Financial Activity Statement for the period ended 31 January 2024 forming Attachment 1 to this Report and the Financial Position Statement at 31 January 2024 forming Attachment 2 to this Report.</b></p>	<p><b>08/04/2024</b></p> <p>Noting resolution, no further action required.</p>		08/04/2024

Meeting Date	Document	Item No.	Item	Status	Action Required	Action Taken	Due Date	Completed (Overdue)
					<p>The Motion was Put and CARRIED (11/0)</p> <p>In favour of the Motion: Cr Hill, Cr Fishwick, Cr Hamilton-Prime, Cr Hutton, Cr Jones, Cr Kingston, Cr May, Cr O'Neill, Cr Pizzey, Cr Raftis and Cr Vinciullo.</p> <p>Against the Motion: Nil.</p>			
26/03/2024	26 March 2024 - Ordinary Meeting of Council - MINUTES ONLY	12.12	CARD TRANSACTIONS FOR THE MONTH OF JANUARY 2024 (WARD - ALL)	Completed	<p><b>MOVED</b> Cr Jones, <b>SECONDED</b> Cr Hamilton-Prime that Council <b>NOTES</b> the reported card transactions for the month ended 31 January 2024 in accordance with Regulation 13A(1) of the <i>Local Government (Financial Management) Regulations 1996</i> as shown in Attachments 1 and 2 to this Report.</p> <p>The Motion was Put and CARRIED (12/0) by Exception Resolution after consideration of Item 13.2.2, page 205 refers.</p> <p>In favour of the Motion: Cr Hill, Cr Chester, Cr Fishwick, Cr Hamilton-Prime, Cr Hutton, Cr Jones, Cr Kingston, Cr May, Cr O'Neill, Cr Pizzey, Cr Raftis and Cr Vinciullo.</p> <p>Against the Motion: Nil.</p>	<p><b>08/04/2024</b></p> <p>Noting resolution only, no further action required.</p>		08/04/2024
26/03/2024	26 March 2024 - Ordinary Meeting of Council - MINUTES ONLY	12.14	TENDER 020/23 PROVISION OF AN INTEGRATED PARKING AND COMPLIANCE MANAGEMENT SYSTEM (WARD - ALL)	Completed	<p><b>MOVED</b> Cr Kingston, <b>SECONDED</b> Cr May that Council:</p> <p><b>1 ACCEPTS</b> the tender submitted by Orikan Australia Pty Ltd for the provision of an integrated parking and compliance management system (excluding parking payment application and e-permit solution), as specified in Tender 020/23, for a period of three years, with an option to extend the term of the contract for a further term of two years, at the submitted schedule of rates, with any price variations subject to the annual percentage change in the Perth CPI (All Groups) subject to negotiating final contract terms before entering into a Contract;</p> <p><b>2 ACCEPTS</b> the tender submitted by EasyPark ANZ Pty Ltd for the provision of an integrated parking and compliance management system (parking payment application and e-permit solution only), as specified in Tender 020/23, for a period of three years, with an option to extend the term of the contract for a further term of two years, at the submitted schedule of rates, with any price variations subject to the annual percentage change in the Perth CPI (All Groups) subject to negotiating final contract terms before entering into a Contract;</p> <p><b>3 REQUESTS</b> that in its implementation of parking machines the City ensures that a portion of these machines are capable of accepting physical money as a means of payment;</p> <p><b>4 NOTES</b> that funds for the project in 2023-24 are included in the 2023-24 budget mid-year review proposed to be drawn from the parking facility reserve.</p> <p>The Motion was Put and CARRIED (10/2)</p> <p>In favour of the Motion: Cr Chester, Cr Fishwick, Cr Hamilton-Prime, Cr Hill, Cr Hutton, Cr Jones, Cr May, Cr Pizzey, Cr Raftis and Cr Vinciullo.</p> <p>Against the Motion: Cr O'Neill and Cr Kingston.</p>	<p><b>02/05/2024</b></p> <p>The implementation of cash parking machines will be included as part of the integrated Parking and Compliance Management System project.</p> <p><b>21/05/2024</b></p> <p>Conditional Letter of Acceptance issued 5 April 2024 accepting the tender submitted by EasyPark ANZ Pty Ltd for the provision of an integrated parking and compliance management system (parking payment application and e-permit solution only), as specified in Tender 020/23, for a period of three years, with an option to extend the term of the contract for a further term of two years, at the submitted schedule of rates, with any price variations subject to the annual percentage change in the Perth CPI (All Groups). Contract negotiations to be conducted.</p> <p>Conditional Letter of Acceptance and Letter of Intent issued 17 April 2024 accepting Orikan Australia Pty Ltd for the provision of an integrated parking and compliance management system (excluding parking payment application and e-permit solution), as specified in Tender 020/23, for a period of three years, with an option to extend the term of the contract for a further term of two years, at the submitted schedule of rates, with any price variations subject to the annual percentage change in the Perth CPI (All Groups). Contract negotiations to be conducted.</p>		22/05/2024

Meeting Date	Document	Item No.	Item	Status	Action Required	Action Taken	Due Date	Completed (Overdue)
26/03/2024	26 March 2024 - Ordinary Meeting of Council - MINUTES ONLY	12.15	TENDER 028/23 DESIGN, SUPPLY AND CONSTRUCTION OF A BIKE FACILITY AT THE PROPOSED PERCY DOYLE OUTDOOR YOUTH FACILITY (WARD - SOUTH)	Completed	<p><b>MOVED Cr Fishwick, SECONDED Cr Raftis that Council:</b></p> <p><b>1 ACCEPTS the tender submitted by Common Ground Trails Pty Ltd for the design, supply, and construction of a bike facility at the proposed Percy Doyle Outdoor Youth Facility as specified in Tender 028/23, for the fixed lump sum of \$798,640 (excluding GST) inclusive of the optional item, for completion of works within 18 weeks, from commencement of the contract;</b></p> <p><b>2 REQUESTS an additional \$148,640 be listed for consideration in the 2024-25 Capital Works Program for the design, supply, and construction of a bike facility at the proposed Percy Doyle Outdoor Youth Facility project;</b></p> <p><b>3 NOTES that the Percy Doyle Outdoor Youth Facilities line item will be updated in the proposed 2024-25 Capital Works Budget to reflect the revised price estimate.</b></p> <p>The Motion was Put and CARRIED (11/1)</p> <p><b>In favour of the Motion:</b> Cr Hill, Cr Chester, Cr Fishwick, Cr Hamilton-Prime, Cr Hutton, Cr Jones, Cr Kingston, Cr May, Cr Pizzey, Cr Raftis and Cr Vinciullo.</p> <p><b>Against the Motion:</b> Cr O'Neill.</p>	<p><b>16/04/2024</b></p> <p>Letter of Acceptance issued 27 March 2024 accepting the tender submitted by Common Ground Trails Pty Ltd for the design, supply, and construction of a bike facility at the proposed Percy Doyle Outdoor Youth Facility as specified in Tender 028/23, for the fixed lump sum of \$798,640 (excluding GST) inclusive of the optional item, for completion of works within 18 weeks, from commencement of the contract;</p> <p><b>20/05/2024</b></p> <p>In relation to Part 2 of Council's decision, an additional \$148,640 has been listed for consideration in the 2024-25 Capital Works Program for the design, supply, and construction of a bike facility at the proposed Percy Doyle Outdoor Youth Facility project.</p> <p>In relation to Part 3 of Council's decision, the Percy Doyle Outdoor Youth Facilities line item has been updated in the proposed 2024-25 Capital Works Budget to reflect the revised price estimate.</p>		20/05/2024
26/03/2024	26 March 2024 - Ordinary Meeting of Council - MINUTES ONLY	12.16	TENDER 004/24 GREENWOOD SCOUTS HALL - REFURBISHMENT AND EXTENSION (WARD - SOUTH-EAST)	Completed	<p><b>ITEM 12.13</b></p> <p><b>MOVED Cr Chester SECONDED Cr O'Neill, that:</b></p> <p><b>1 ACCEPTS the tender submitted by Hickey Constructions Pty Ltd for the Greenwood Scouts Hall – refurbishment and extension as specified in Tender 004/24, for the fixed lump sum of \$604,335 (excluding GST), excluding the optional item for the concrete culvert, for completion of works within 108-days, from commencement of the contract;</b></p> <p><b>2 LISTS an additional amount of \$75,000 in the proposed 2024-25 Capital Works Budget to fund the power upgrade component of the works.</b></p> <p>The Motion was Put and CARRIED (12/0)</p> <p><b>In favour of the Motion:</b> Cr Hill, Cr Chester, Cr Fishwick, Cr Hamilton-Prime, Cr Hutton, Cr Jones, Cr Kingston, Cr May, Cr O'Neill, Cr Pizzey, Cr Raftis and Cr Vinciullo.</p> <p><b>Against the Motion:</b> Nil.</p>	<p><b>16/04/2024</b></p> <p>Letter of Acceptance issued 27 March 2024 accepting the tender submitted by Hickey Constructions Pty Ltd for the Greenwood Scouts Hall – refurbishment and extension as specified in Tender 004/24, for the fixed lump sum of \$604,335 (excluding GST), excluding the optional item for the concrete culvert, for completion of works within 108-days, from commencement of the contract</p> <p><b>18/04/2024</b></p> <p>In relation to Part 2 of the resolution, an additional amount of \$75,000 has been listed in the proposed 2024-25 Capital Works Budget to fund the power upgrade component of the works. No further action required.</p>		
26/03/2024	26 March 2024 - Ordinary Meeting of Council - MINUTES ONLY	12.16.1	TENDER 029/23 DESIGN, SUPPLY AND CONSTRUCTION OF A SKATE FACILITY AT THE PROPOSED PERCY DOYLE OUTDOOR YOUTH FACILITY (WARD - SOUTH)	Completed	<p><b>ITEM 12.16</b></p> <p><b>MOVED Cr Fishwick, SECONDED Cr Raftis that Council:</b></p> <p><b>1 ACCEPTS the tender submitted by Phase 3 Construction Pty Ltd for the design, supply, and construction of a skate facility at the proposed Percy Doyle Outdoor Youth Facility as specified in Tender 029/23, for the fixed lump sum of \$1,101,218 (excluding GST) exclusive of the optional item, for completion of works within 182 days, from commencement of the contract;</b></p>	<p><b>16/04/2024</b></p> <p>Letter of Acceptance issued 27 March 2024 accepting the tender submitted by Phase 3 Construction Pty Ltd for the design, supply, and construction of a skate facility at the proposed Percy Doyle Outdoor Youth Facility as specified in Tender 029/23, for the fixed lump sum of \$1,101,218 (excluding GST) exclusive of the optional item, for completion of works within 182 days, from commencement of the contract</p> <p><b>20/05/2024</b></p>		20/05/2024

Meeting Date	Document	Item No.	Item	Status	Action Required	Action Taken	Due Date	Completed (Overdue)
					<p><b>2 REQUESTS an additional \$251,218 be listed for consideration in the 2024-25 Capital Works Program for the design, supply, and construction of a skate facility at the proposed Percy Doyle Outdoor Youth Facility project;</b></p> <p><b>3 NOTES that the Percy Doyle Outdoor Youth Facilities line item will be updated in the proposed 2024-25 Capital Works Budget to reflect the revised price estimate.</b></p> <p>The Motion was Put and CARRIED (10/1)</p> <p>In favour of the Motion: Cr Hill, Cr Chester, Cr Fishwick, Cr Hamilton-Prime, Cr Hutton, Cr Jones, Cr Kingston, Cr Pizzey, Cr Raftis and Cr Vinciullo.</p> <p>Against the Motion: Cr O'Neill.</p>	<p>In relation to Part 2 of Council's decision, an additional \$251,218 has been listed for consideration in the 2024-25 Capital Works Program for the design, supply, and construction of a skate facility at the proposed Percy Doyle Outdoor Youth Facility project.</p> <p>In relation to Part 3 of Council's decision, the Percy Doyle Outdoor Youth Facilities line item has been updated in the proposed 2024-25 Capital Works Budget to reflect the revised price estimate.</p>		
26/03/2024	26 March 2024 - Ordinary Meeting of Council - MINUTES ONLY	12.17	INVITATION TO JOIN OF PANEL OF PRE-QUALIFIED SUPPLIERS 005/24 PROVISION OF TREE MAINTENANCE SERVICES (POWERLINE PRUNING) (WARD – ALL)	Completed	<p><b>MOVED Cr Jones, SECONDED Cr Hamilton-Prime that Council ACCEPTS the offers submitted by:</b></p> <p><b>1 Geoff's Tree Service Pty Ltd as trustee for the Jansen Gray Family Trust trading as Geooffs Tree Service Pty Ltd;</b></p> <p><b>2 Tree Amigos Tree Surgeons Pty Ltd as trustee for Tree Amigos Tree Surgeons Trust trading as Tree Amigos Tree Surgeons;</b></p> <p>to join the panel of pre-qualified suppliers for the provision of tree maintenance services (powerline pruning) as specified in Invitation 005/24 for a period of three years, at the submitted schedule of rates, with prices fixed for the first 12 months.</p> <p>The Motion was Put and CARRIED (12/0) by Exception Resolution after consideration of Item 13.2.2, page 205 refers.</p> <p>In favour of the Motion: Cr Hill, Cr Chester, Cr Fishwick, Cr Hamilton-Prime, Cr Hutton, Cr Jones, Cr Kingston, Cr May, Cr O'Neill, Cr Pizzey, Cr Raftis and Cr Vinciullo.</p> <p>Against the Motion: Nil.</p>	<p><b>16/04/2024</b></p> <p>Letters of Acceptance issued 27 March 2024 accepting the offers submitted by:</p> <p><b>1</b> Geoff's Tree Service Pty Ltd as trustee for the Jansen Gray Family Trust trading as Geooffs Tree Service Pty Ltd;</p> <p><b>2</b> Tree Amigos Tree Surgeons Pty Ltd as trustee for Tree Amigos Tree Surgeons Trust trading as Tree Amigos Tree Surgeons;</p> <p>to join the panel of pre-qualified suppliers for the provision of tree maintenance services (powerline pruning) as specified in Invitation 005/24 for a period of three years, at the submitted schedule of rates, with prices fixed for the first 12 months.</p>		16/04/2024
26/03/2024	26 March 2024 - Ordinary Meeting of Council - MINUTES ONLY	13.1.1	ELECTED MEMBERS' ENTITLEMENTS POLICY (WARD – ALL)	Completed	<p><b>MOVED Cr Kingston SECONDED Cr Raftis, that Council:</b></p> <p><b>1 NOTES a review of the <i>Elected Members' Entitlements Policy</i> has been undertaken in accordance with section 5.128(5)(a) of the <i>Local Government Act 1995</i>, with regards to continuing professional development;</b></p> <p><b>2 BY AN ABSOLUTE MAJORITY ADOPTS the revised Elected Members' Entitlements Policy, as provided in Attachment 2 to this Report.</b></p>	<p><b>15/04/2024</b></p> <p>Elected Members' Entitlements Policy updated and published on the City's website on 15 April 2024.</p>		15/04/2024
26/03/2024	26 March 2024 - Ordinary Meeting of Council - MINUTES ONLY	13.1.2	PARKING LOCAL LAW 2023 - ADOPTION (WARD - ALL)	In Progress	<p><b>MOVED Cr Kingston SECONDED Cr Raftis, that Council:</b></p> <p><b>1 NOTES the submissions received at the close of the public submissions period for the proposed Parking Local Law 2023, as detailed in Attachment 2 to this Report;</b></p> <p><b>2 BY AN ABSOLUTE MAJORITY ADOPTS the City of Joondalup Parking Local Law 2023, as detailed in Attachment 4 to this Report;</b></p>	<p><b>26/04/2024</b></p> <p>The Parking Local Law 2023 will be published in the Government Gazette on Monday 13 May 2024, and will come into operation on Monday 27 May 2024.</p> <p><b>27/05/2024</b></p> <p>A public notice was displayed in the Joondalup Times on Thursday 23 May 2024, the City's website, eNewsletter, Social Media and public notices at the City's libraries and Administration Centre.</p>		

Meeting Date	Document	Item No.	Item	Status	Action Required	Action Taken	Due Date	Completed (Overdue)
					<p><b>3 AUTHORISES the Mayor and Chief Executive Officer to sign and affix the Common Seal to the adopted City of Joondalup Parking Local Law 2023;</b></p> <p><b>4 NOTES the progression of the remaining actions to finalise the local law adoption process as detailed in section 3.12 and 3.15 of the <i>Local Government Act 1995</i>;</b></p> <p><b>5 ADVISES all submitters of Council's decision.</b></p> <p>The Motion was Put and CARRIED (12/0)</p> <p>In favour of the Motion: Cr Hill, Cr Chester, Cr Fishwick, Cr Hamilton-Prime, Cr Hutton, Cr Jones, Cr Kingston, Cr May, Cr O'Neill, Cr Pizzey, Cr Raftis and Cr Vinciullo. Against the Motion: Nil.</p>	<p>A copy of the local law was sent to the Minister for Local Government on 13 May 2024.</p> <p>An email was sent to all submitters on 13 May 2024, advising of Council's decision.</p>		
26/03/2024	26 March 2024 - Ordinary Meeting of Council - MINUTES ONLY	13 1.3	PEST PLANT AMENDMENT LOCAL LAW 2023 - ADOPTION (WARD - ALL)	Completed	<p><b>MOVED Cr Kingston SECONDED Cr Chester, that Council:</b></p> <p><b>1 NOTES the submissions received at the close of the public submissions period for the proposed Pest Plant Amendment Local Law 2023, as detailed in Attachment 2 to this Report;</b></p> <p><b>2 BY AN ABSOLUTE MAJORITY ADOPTS the City of Joondalup Pest Plant Amendment Local Law 2023, as detailed in Attachment 4 to this Report;</b></p> <p><b>3 AUTHORISES the Mayor and Chief Executive Officer to sign and affix the Common Seal to the adopted City of Joondalup Pest Plant Amendment Local Law 2023;</b></p> <p><b>4 NOTES the progression of the remaining actions to finalise the local law adoption process as detailed in section 3.12 and 3.15 of the <i>Local Government Act 1995</i>;</b></p> <p><b>5 ADVISES all submitters of Council's decision.</b></p> <p>The Motion was Put and CARRIED (12/0)</p> <p>In favour of the Motion: Cr Hill, Cr Chester, Cr Fishwick, Cr Hamilton-Prime, Cr Hutton, Cr Jones, Cr Kingston, Cr May, Cr O'Neill, Cr Pizzey, Cr Raftis and Cr Vinciullo. Against the Motion: Nil.</p>	<p><b>26/04/2024</b></p> <p>The Pest Plant Amendment Local Law 2023 was published in the Government Gazette on Friday 19 April 2024, and will come into operation on Friday 3 May 2024.</p> <p>A public notice has been displayed in the Joondalup Times on Thursday 2 May 2024, the City's website, eNewsletter, Social Media, and public notices at the City's libraries and Administration Centre.</p> <p>A copy of the local law was sent to the Minister for Local Government and Minister for Agriculture on Friday 19 April 2024.</p> <p>An email was sent to all submitters on Tuesday 23 April 2024, advising of Council's decision.</p> <p><b>09/05/2024 Manager Governance</b></p> <p>A copy of the Explanatory Memorandum and Statutory Procedures Checklist sent to the Joint Standing Committee on Delegated Legislation on Thursday 9 May 2024.</p>		09/05/2024
26/03/2024	26 March 2024 - Ordinary Meeting of Council - MINUTES ONLY	13 1.4	PROPOSED ANIMALS LOCAL LAW 2024 - CONSENT TO ADVERTISE (WARD - ALL)	In Progress	<p><b>MOVED Cr May SECONDED Cr Kingston, that Council:</b></p> <p><b>1 NOTES the review undertaken by the City in relation to the <i>City of Joondalup Animals Local Law 1999</i>;</b></p> <p><b>2 BY AN ABSOLUTE MAJORITY MAKES the proposed City of Joondalup Animals Local Law 2024, as detailed in Attachment 6 to this Report, for the purposes of public advertising, subject to the following amendment:</b></p> <p><b>2.1 The modified penalties listed in Schedule 1 of the proposed City of Joondalup Animals Local Law 2024 be increased to \$250 for all offences;</b></p> <p><b>3 in accordance with section 3.12(3)(a) of the <i>Local Government Act 1995</i>, gives local public notice stating that:</b></p>	<p><b>12/04/2024</b></p> <p>The City will arrange advertising of the Animals Local Law in accordance with Council's resolution.</p> <p><b>09/05/2024 Manager Governance</b></p> <p>Public consultation on the proposed Animals Local Law 2024 will commence on 22 May 2024 and close 11 July 2024.</p>	27/08/2024	



Meeting Date	Document	Item No.	Item	Status	Action Required	Action Taken	Due Date	Completed (Overdue)
					<p><b>3.1</b> the City of Joondalup proposes to make the City of Joondalup Animals Local Law 2024, and a summary of its purpose and effect is as follows:</p> <p><b>Purpose:</b> to provide for the regulation, control and management of the keeping of animals within the City of Joondalup.</p> <p><b>Effect:</b> to establish the requirements with which owners and occupiers of land within the district must comply in order to keep animals and provides the means of enforcing the local law.</p> <p><b>3.2</b> copies of the proposed local law may be inspected at or obtained from the City's Administration office, public libraries of the City's website;</p> <p><b>3.3</b> submissions about the proposed local law may be made to the City within a period of not less than six weeks after the notice is given;</p> <p><b>4</b> in accordance with s3.12(3)(b) of the Act, as soon as the notice is given a copy of the proposed local law be sent to the Minister for Local Government;</p> <p><b>5</b> in accordance with s3.12(3)(c) of the Act, a copy of the proposed local law be supplied to any person requesting it;</p> <p><b>6</b> the results of the public consultation be presented to Council for consideration of any submissions received.</p> <p>The Motion was Put and CARRIED (11/1)</p> <p>In favour of the Motion: Cr Hill, Cr Chester, Cr Fishwick, Cr Hamilton-Prime, Cr Hutton, Cr Jones, Cr Kingston, Cr May, Cr O'Neill, Cr Raftis and Cr Vinciullo.</p> <p>Against the Motion: Cr Pizzey.</p>			
26/03/2024	26 March 2024 - Ordinary Meeting of Council - MINUTES ONLY	13.2.1	2023 COMPLIANCE AUDIT RETURN (WARD - ALL)	Completed	<p><b>MOVED Cr Jones, SECONDED Cr Hamilton-Prime that Council:</b></p> <p><b>1</b> <b>ADOPTS the completed 2023 Local Government Compliance Audit Return for the period 1 January 2023 to 31 December 2023 forming Attachment 1 to this Report;</b></p> <p><b>2</b> <b>REQUESTS the Chief Executive Officer, in accordance with Regulation 15 of the Local Government (Audit) Regulations 1996, to SUBMIT the completed Compliance Audit Return as detailed in Part 1 above, to the Department of Local Government, Sport and Cultural Industries.</b></p> <p>The Motion was Put and CARRIED (12/0) by Exception Resolution after consideration of Item 13.2.2, page 205 refers.</p> <p>In favour of the Motion: Cr Hill, Cr Chester, Cr Fishwick, Cr Hamilton-Prime, Cr Hutton, Cr Jones, Cr Kingston, Cr May, Cr O'Neill, Cr Pizzey, Cr Raftis and Cr Vinciullo.</p>	<p><b>09/04/2024</b></p> <p>Signed Compliance Audit Return submitted to the Department of Local Government, Sport and Cultural Industries on 28 March 2024.</p>		09/04/2024

Meeting Date	Document	Item No.	Item	Status	Action Required	Action Taken	Due Date	Completed (Overdue)
					Against the Motion: Nil.			
26/03/2024	26 March 2024 - Ordinary Meeting of Council - MINUTES ONLY	13 2.2	REVISED RISK MANAGEMENT FRAMEWORK (WARD – ALL)	Completed	<p><b>MOVED Cr Raftis SECONDED Cr Kingston, that Council ENDORSES the revised Risk Management Framework forming Attachment 1 to this Report.</b></p> <p>The Motion was Put and CARRIED (10/1)</p> <p><b>In favour of the Motion:</b> Cr Hill, Cr Chester, Cr Fishwick, Cr Hamilton-Prime, Cr Jones, Cr May, Cr O'Neill, Cr Pizzey, Cr Raftis and Cr Vinciullo.</p> <p><b>Against the Motion:</b> Cr Kingston.</p>	<p><b>09/04/2024</b></p> <p>Noting resolution. No further action required.</p>		09/04/2024
26/03/2024	26 March 2024 - Ordinary Meeting of Council - MINUTES ONLY	13 2.4	CONFIDENTIAL - REPORT OF THE JOINT STANDING COMMITTEE ON THE CORRUPTION AND CRIME COMMISSION (WARD - ALL)	Not yet started	<p><b>MOVED Cr Jones, SECONDED Cr Hamilton-Prime that Council:</b></p> <p><b>1 NOTES Report 11 of the Joint Standing Committee on the Corruption and Crime Commission titled What Happens Next? Beyond a Finding of Serious Misconduct;</b></p> <p><b>2 WRITES to the relevant Ministers noting that the City of Joondalup supports the recommendations in relation to local government contained in the inquiry report being recommendations 24 through to 34.</b></p> <p><b>The Motion was Put and CARRIED (12/0) by Exception Resolution after consideration of Item 13.2.2, page 205 refers.</b></p> <p><b>In favour of the Motion:</b> Cr Hill, Cr Chester, Cr Fishwick, Cr Hamilton-Prime, Cr Hutton, Cr Jones, Cr Kingston, Cr May, Cr O'Neill, Cr Pizzey, Cr Raftis and Cr Vinciullo.</p> <p><b>Against the Motion:</b> Nil.</p>			
26/03/2024	26 March 2024 - Ordinary Meeting of Council - MINUTES ONLY	16.1	NOTICE OF MOTION NO. 1 – CR RUSS FISHWICK, JP – AUDIT FEES	Completed	<p><b>MOVED Cr Fishwick, SECONDED Cr Hamilton-Prime that Council REQUESTS the Western Australian Local Government Association to lobby the State Government to review the Local Government (Audit Regulations) 1996 to:</b></p> <p><b>1 Limit the Audit Fee a local government can be charged to 0.15% of rates revenue for the year being audited;</b></p> <p><b>2 To require the Office of the Auditor General to establish a local government audit section to ensure adequate resources are allocated to local government audits;</b></p> <p><b>3 Require the Office of the Auditor General to complete audits within eight weeks of the relevant financial reports being supplied to the Office of the Auditor General.</b></p> <p>The Motion was Put and CARRIED (12/0)</p> <p><b>In favour of the Motion:</b> Cr Hill, Cr Chester, Cr Fishwick, Cr Hamilton-Prime, Cr Hutton, Cr Jones, Cr Kingston, Cr May, Cr O'Neill, Cr Pizzey, Cr Raftis and Cr Vinciullo.</p> <p><b>Against the Motion:</b> Nil.</p>	<p><b>16/04/2024</b></p> <p>As Moved by Council, the Office of the CEO has written to the Western Australian Local Government Association to lobby the State Government to review the Local Government (Audit Regulations) 1996 to:</p> <p>1 Limit the Audit Fee a local government can be charged to 0.15% of rates revenue for the year being audited;</p> <p>2 To require the Office of the Auditor General to establish a local government audit section to ensure adequate resources are allocated to local government audits;</p> <p>3 Require the Office of the Auditor General to complete audits within eight weeks of the relevant financial reports being supplied to the Office of the Auditor General.</p> <p>EMO24/28514 refers.</p>		16/04/2024
26/03/2024	26 March 2024 - Ordinary Meeting of Council - MINUTES ONLY	16.2	NOTICE OF MOTION NO.2 – CR LEWIS HUTTON – SPEED LIMIT	On Hold	<b>The Original Motion as Amended being / COUNCIL RESOLUTION (Resolution No: CJ067-03/24)</b>	<p><b>08/04/2024</b></p> <p>Formal correspondence to Main Roads WA and the relevant Minister and members of State Parliament is currently being drafted.</p>		

Meeting Date	Document	Item No.	Item	Status	Action Required	Action Taken	Due Date	Completed (Overdue)
			ALONG MARMION AVENUE		<p><b>MOVED</b> Cr Hutton, <b>SECONDED</b> Cr May that Council <b>REQUESTS</b> the Mayor and Chief Executive Officer to formally write to both Main Roads and the relevant Minister and members of State Parliament to request the default speed limit along Marmion Avenue be returned to 80km/h and that any further changes only take place after proper community consultation and:</p> <p><b>1 REQUESTS</b> the letter also opposes the installation of additional traffic lights along Marmion Avenue within the district instead favoring more efficient traffic solutions such as roundabouts and/or slip lanes;</p> <p><b>2 REQUESTS</b> that responses received to the letter referred to in Part 1 be circulated to Elected Members.</p> <p>The Motion was Put and <b>CARRIED (9/3)</b></p> <p><b>In favour of the Motion:</b> Cr Chester, Cr Fishwick, Cr Hamilton-Prime, Cr Hutton, Cr May, Cr O'Neill, Cr Pizzey, Cr Raftis and Cr Vinciullo. <b>Against the Motion:</b> Cr Hill, Cr Jones and Cr Kingston.</p>	<p><b>19/04/2024</b></p> <p>In relation to Part 1 of the resolution, formal correspondence advising of Council's decision was sent on 18 April 2024 to the Honourable Rita Saffioti MLA, Deputy Premier; Treasurer; Minister for Transport: Tourism. Caitlin Collins MLA, Member for Hillarys. Emily Hamilton MLA, Member for Joondalup. Paul Lilburne MLA, Member for Carine. Mark Folkard MLA, Member for Burns Beach.</p> <p>In relation to Part 2 of the resolution, responses to the letter will be circulated to Elected Members once received.</p>		
26/03/2024	26 March 2024 - Ordinary Meeting of Council - MINUTES ONLY	16.3	NOTICE OF MOTION NO.3 – CR JOHN RAFTIS – CITY OF JOONDALUP WORKERS COMPENSATION INSURANCE	In Progress	<p><b>MOVED</b> Cr Raftis, <b>SECONDED</b> Cr Fishwick that Council <b>REQUESTS</b> the Chief Executive Officer to prepare a report on the workers compensation insurance for the City of Joondalup, including:</p> <p><b>1 The nature of the insurance policy with LGIS for example the premium paid to 3rd parties and the potential for claims at a later date, analysis of the terms of the contract and associated costs;</b></p> <p><b>2 The costs of workers compensation insurance for the past 10 years, with a full reconciliation of claims paid out in subsequent periods for each year of cover;</b></p> <p><b>3 A break down of the staff covered under this policy and the applicable “industry” code such as numbers of staff and applicable remuneration (totals not individual) for each industry code;</b></p> <p><b>4 A report of the claims encountered by the City for staff under this policy for the past 10 years – nature of claims, applicable department, total claims paid out;</b></p> <p><b>5 A requirement for all insurance policies to be subject to presentation at the Audit and Risk Committee in 2024 for review and understanding of the risk impacts for the City;</b></p> <p><b>6 A review of the City’s insurance policies, with a view to making a recommendation to Council on whether a tender process be undertaken for the 2025/2026 insurance requirements.</b></p> <p>The Motion was Put and <b>CARRIED (11/0)</b></p> <p><b>In favour of the Motion:</b> Cr Hill, Cr Chester, Cr Fishwick, Cr Hamilton-Prime, Cr Hutton, Cr Jones, Cr Kingston, Cr O'Neill, Cr Pizzey, Cr Raftis and Cr Vinciullo. <b>Against the Motion:</b> Nil.</p>	<p><b>20/05/2024</b></p> <p>A report will be prepared.</p>		
26/03/2024	26 March 2024 - Ordinary Meeting of Council - MINUTES ONLY	16.9.9 8	STRATEGIC RISK REGISTER (WARD – ALL)	Completed	<b>ITEM 13.2.3</b>	<p><b>09/04/2024</b></p> <p>Noting resolution. No further action required.</p>		09/04/2024

Meeting Date	Document	Item No.	Item	Status	Action Required	Action Taken	Due Date	Completed (Overdue)
					<b>MOVED Cr Raftis, SECONDED Cr Vinciullo that Council ENDORSES the City's Strategic Risk Register forming Attachment 1 to this Report.</b>  <b>The Motion was Put and CARRIED (8/3)</b>  <b>In favour of the Motion:</b> Cr Hill, Cr Chester, Cr Fishwick, Cr Hamilton-Prime, Cr Hutton, Cr Jones, Cr Pizzey and Cr Vinciullo. <b>Against the Motion:</b> Cr Kingston, Cr O'Neill and Cr Raftis.			
03/04/2024	3 April 2024 - CEO Recruitment and Performance Review Committee - MINUTES	8.1	SETTING OF 2024 MEETING DATES - CEO RECRUITMENT AND PERFORMANCE REVIEW COMMITTEE (WARD - ALL)	Completed	<b>OFFICER'S RECOMMENDATION MOVED Cr Fishwick, SECONDED Cr Hill that the Chief Executive Officer Recruitment and Performance Review Committee ADOPTS the following meeting dates and times for the CEO Recruitment and Performance Review Committee of the City of Joondalup to be held at the Joondalup Civic Centre (Conference Room 1), Boas Avenue, Joondalup:</b>  <b>1 Tuesday 21 May 2024, commencing at 6.00pm;</b>  <b>2 Monday 11 November 2024, commencing at 6.00pm.</b>  <b>The Motion was Put and CARRIED (6/0)</b>  <b>In favour of the Motion:</b> Mayor Jacob, Cr Chester, Cr Fishwick, Cr Hamilton-Prime, Cr Hill and Cr May. <b>Against the Motion:</b> Nil.	<b>11/04/2024</b>  Elected Members notified and diary events sent.		11/04/2024
03/04/2024	3 April 2024 - CEO Recruitment and Performance Review Committee - MINUTES	8.2	PROGRESS REPORT – CHIEF EXECUTIVE OFFICER PERFORMANCE REVIEW	Completed	<b>OFFICER'S RECOMMENDATION MOVED Cr May, SECONDED Cr Hamilton-Prime that the Chief Executive Officer Recruitment and Performance Review Committee NOTES the progress towards the Key Performance Indicators for the Chief Executive Officer for the period 1 July 2023 to 31 December 2023.</b>  <b>The Motion was Put and CARRIED (6/0)</b>  <b>In favour of the Motion:</b> Mayor Jacob, Cr Chester, Cr Fishwick, Cr Hamilton-Prime, Cr Hill and Cr May. <b>Against the Motion:</b> Nil.	<b>12/04/2024</b>  Noting resolution, no further action required.		12/04/2024
03/04/2024	3 April 2024 - CEO Recruitment and Performance Review Committee - MINUTES	8.3	CONFIDENTIAL - CHIEF EXECUTIVE OFFICER ANNUAL PERFORMANCE REVIEW PROGRAM 2024	Complete	<b>ALTERNATE RECOMMENDATION MOVED Mayor Jacob, SECONDED Cr Fishwick that the Chief Executive Officer Recruitment and Performance Review Committee:</b>  <b>1 APPROVES the timetable for the performance review of the Chief Executive Officer as detailed in Attachment 2 of this Report, and sets the date for the formal performance review interview as 20 August 2024;</b>  <b>2 NOTES the draft Request for Consultation for Consultancy Services to Support the Chief Executive Officer Recruitment and Performance Review as detailed in Attachment 4 to this Report, to meet the requirements of Clause 11.6 (a) of the Chief Executive Officer Employment Contract;</b>  <b>3 ENDORSES the process of seeking input into the Chief Executive Officer's Key Performance Indicators from Elected Members at the same time as feedback is provided in relation to the CEO's performance review and that the review of the Chief Executive Officer's Key Performance Indicators be undertaken at the interview</b>	<b>12/04/2024</b>  - RFQ for Consultancy Services advertised - closing 26 April 2024.  - Advice sought from DLGSCI and WALGA regarding appointment of an Independent Observer.  <b>01/05/2024</b>  A report is expected to be presented to the CEO Recruitment & Performance Review Committee on 21 May 2024.  <b>03/05/2024</b>  RFQ for consultancy services advertised.  <b>27/05/2024</b>  RFQ process completed and reported to the Committee at its 21 May 2024 meeting, where Price Consulting Group was appointed.  A report on the proposal for an independent observer was considered by the Committee at its 21 May 2024 meeting. The Committee agreed the proposal not progress.		

Meeting Date	Document	Item No.	Item	Status	Action Required	Action Taken	Due Date	Completed (Overdue)
					<p>with the Chief Executive Officer in relation to his annual performance; and</p> <p><b>4</b>      <b>ENDORSES</b> the process of undertaking the annual salary review at the same meeting as its consideration of the Concluded Annual Performance Review Report;</p> <p><b>5</b>      <b>REQUESTS</b> the Chief Executive Officer to provide a further report to the Committee to consider recommending to the Council the appointment of an independent observer to the Chief Executive Officer Recruitment and Performance Review Committee, for the duration of the 2024 performance review process, seeking public expressions of interest from suitably qualified applicants.</p> <p>The Motion was Put and <b>CARRIED (6/0)</b></p> <p><b>In favour of the Alternate Motion:</b> Mayor Jacob, Cr Chester, Cr Fishwick, Cr Hamilton-Prime, Cr Hill and Cr May. <b>Against the Alternate Motion:</b> Nil.</p>			
23/04/2024	23 April 2024 - Ordinary Meeting of Council - MINUTES ONLY	12.1	DEVELOPMENT AND SUBDIVISION APPLICATIONS - FEBRUARY 2024 (WARD – ALL)	Not yet started	<p><b>OFFICER'S RECOMMENDATION / COUNCIL RESOLUTION (Resolution No: CJ077-04/24)</b></p> <p><b>MOVED</b> Cr Jones, <b>SECONDED</b> Cr Hill that Council <b>NOTES</b> the determination and recommendations made under delegated authority in relation to the:</p> <p><b>1</b>      development applications described in Attachment 1 to this Report during February 2024;</p> <p><b>2</b>      subdivision applications described in Attachment 2 to this Report during February 2024.</p> <p>The Motion was Put and <b>CARRIED (13/0)</b> by Exception Resolution after consideration of Item 13.1.4, page {field-3} refers.</p> <p><b>In favour of the Motion:</b> Mayor Jacob, Cr Chester, Cr Fishwick, Cr Hamilton-Prime, Cr Hill, Cr Hutton, Cr Jones, Cr Kingston, Cr May, Cr O'Neill, Cr Pizzey, Cr Raftis and Cr Vinciullo. <b>Against the Motion:</b> Nil.</p>			
23/04/2024	23 April 2024 - Ordinary Meeting of Council - MINUTES ONLY	12.2	EXECUTION OF DOCUMENTS (WARD - ALL)	Not yet started	<p><b>OFFICER'S RECOMMENDATION / COUNCIL RESOLUTION (Resolution No: CJ078-04/24)</b></p> <p><b>MOVED</b> Cr Jones, <b>SECONDED</b> Cr Hill that Council <b>NOTES</b> the Signing and Common Seal Register for 26 February 2024 to 14 March 2024 as detailed in Attachment 1 to this Report.</p> <p>The Motion was Put and <b>CARRIED (13/0)</b> by Exception Resolution after consideration of Item 13.1.4, page {field-3} refers.</p> <p><b>In favour of the Motion:</b> Mayor Jacob, Cr Chester, Cr Fishwick, Cr Hamilton-Prime, Cr Hill, Cr Hutton, Cr Jones, Cr Kingston, Cr May, Cr O'Neill, Cr Pizzey, Cr Raftis and Cr Vinciullo. <b>Against the Motion:</b> Nil.</p>			
23/04/2024	23 April 2024 - Ordinary Meeting of Council - MINUTES ONLY	12.3	STATUS OF COUNCIL DECISIONS - FEBRUARY 2024 (WARD - ALL)	Completed	<p><b>OFFICER'S RECOMMENDATION / COUNCIL RESOLUTION (Resolution No: CJ079-04/24)</b></p> <p><b>MOVED</b> Cr Jones, <b>SECONDED</b> Cr Hill that Council <b>NOTES</b> the Status of Council Decisions Report for the month of February 2024, as provided in Attachment 1 to this Report.</p>	<p><b>09/05/2024</b></p> <p>Noting resolution. No further action required.</p>		09/05/2024

Meeting Date	Document	Item No.	Item	Status	Action Required	Action Taken	Due Date	Completed (Overdue)
					<b>The Motion was Put and CARRIED (13/0) by Exception Resolution after consideration of Item 13.1.4, page {field-3} refers.</b>  <b>In favour of the Motion:</b> Mayor Jacob, Cr Chester, Cr Fishwick, Cr Hamilton-Prime, Cr Hill, Cr Hutton, Cr Jones, Cr Kingston, Cr May, Cr O'Neill, Cr Pizzey, Cr Raftis and Cr Vinciullo. <b>Against the Motion:</b> Nil.			
23/04/2024	23 April 2024 - Ordinary Meeting of Council - MINUTES ONLY	12.4	MINUTES OF REGIONAL COUNCIL MEETINGS (WARD - ALL)	Completed	<b>OFFICER'S RECOMMENDATION / COUNCIL RESOLUTION (Resolution No: CJ080-04/24)</b>  <b>MOVED Cr Jones, SECONDED Cr Hill that Council NOTES the minutes of the ordinary meeting of the Mindarie Regional Council held on 29 February 2024 forming Attachment 1 to this Report.</b>  <b>The Motion was Put and CARRIED (13/0) by Exception Resolution after consideration of Item 13.1.4, page {field-3} refers.</b>  <b>In favour of the Motion:</b> Mayor Jacob, Cr Chester, Cr Fishwick, Cr Hamilton-Prime, Cr Hill, Cr Hutton, Cr Jones, Cr Kingston, Cr May, Cr O'Neill, Cr Pizzey, Cr Raftis and Cr Vinciullo. <b>Against the Motion:</b> Nil.	<b>09/05/2024</b>  Noting resolution. No further action required.		09/05/2024
23/04/2024	23 April 2024 - Ordinary Meeting of Council - MINUTES ONLY	12.5	STANDARDISED MEETING PROCEDURES - CITY OF JOONDALUP SUBMISSION (WARD - ALL)	Completed	<b>The Original Motion as Amended being / COUNCIL RESOLUTION (Resolution No: CJ081-04/24)</b>  <b>MOVED Cr Fishwick, SECONDED Cr Hamilton-Prime That Council, in response to the Department of Local Government, Sport and Cultural Industries' invitation to comment on the proposed standardised meeting procedures:</b>  <b>1. ENDORSES the City of Joondalup submission provided as Attachment 3 to this Report, subject to the following amendment:</b>  <b>“1.1 Motions and Amendments – Amend the comment to provide that 7 or more clear business days would be more appropriate”;</b>  <b>1.2 Motions and Amendments – include a narrative to support clause 1.1 above which states that:</b>  <b>“It is considered that submission of a notice of motion be required at least 7 or more clear business days before the meeting at which the motion is to be considered. This serves as a safeguard against the potential pitfalls of hasty decision-making by local government councils. This allows administrators more time to prepare reports, fostering a culture of informed decision-making that ultimately benefits both a local government and its community.”</b>  <b>1.3 Any other matters – Add an additional comment advising that “the City is supportive of the requirement for members of the public to provide their name and suburb/locality only (not any other information) before asking a question”;</b>  <b>2. PROVIDES a copy of the City of Joondalup submission, as provided in Attachment 3 (including the amendments</b>	<b>09/05/2024</b>  City of Joondalup submission on the DLG Standardised Meeting Procedures consultation paper, emailed to DLG and WALGA on Tuesday 30 April 2024.		09/05/2024

Meeting Date	Document	Item No.	Item	Status	Action Required	Action Taken	Due Date	Completed (Overdue)
					<p>in Part 1 above), to the Western Australian Local Government Association.</p> <p><b>The Motion was Put and CARRIED (11/2)</b></p> <p><b>In favour of the Motion:</b> Mayor Jacob, Cr Chester, Cr Fishwick, Cr Hamilton-Prime, Cr Hill, Cr Hutton, Cr Jones, Cr May, Cr Pizzey, Cr Raftis and Cr Vinciullo.</p> <p><b>Against the Motion:</b> Cr Kingston and Cr O'Neill.</p>			
23/04/2024	23 April 2024 - Ordinary Meeting of Council - MINUTES ONLY	12.7	LIST OF PAYMENTS MADE DURING THE MONTH OF FEBRUARY 2024 (WARD - ALL)	Completed	<p><b>OFFICER'S RECOMMENDATION / COUNCIL RESOLUTION (Resolution No: CJ083-04/24)</b></p> <p><b>MOVED</b> Cr O'Neill, <b>SECONDED</b> Cr Raftis that Council <b>NOTES</b> the Chief Executive Officer's list of accounts for February 2024 paid under Delegated Authority in accordance with Regulation 13(1) of the <i>Local Government (Financial Management) Regulations 1996</i> forming Attachments 1, 2 and 3 to this Report, totaling \$15,813,840.45.</p> <p><b>The Motion was Put and CARRIED (10/2)</b></p> <p><b>In favour of the Motion:</b> Mayor Jacob, Cr Chester, Cr Fishwick, Cr Hamilton-Prime, Cr Hill, Cr Jones, Cr Kingston, Cr May, Cr Pizzey and Cr Vinciullo.</p> <p><b>Against the Motion:</b> Cr O'Neill and Cr Raftis.</p>	<p><b>03/05/2024</b></p> <p>Noting resolution. No further action required.</p>		02/05/2024
23/04/2024	23 April 2024 - Ordinary Meeting of Council - MINUTES ONLY	12.8	FINANCIAL ACTIVITY STATEMENT FOR FEBRUARY 2024 (WARD - ALL)	Completed	<p><b>OFFICER'S RECOMMENDATION / COUNCIL RESOLUTION (Resolution No: CJ084-04/24)</b></p> <p><b>MOVED</b> Cr Jones, <b>SECONDED</b> Cr Hill that Council <b>NOTES</b> the Financial Activity Statement for the period ended 29 February 2024 forming Attachment 1 to this Report and the Financial Position Statement at 29 February 2024 forming Attachment 2 to this Report.</p> <p><b>The Motion was Put and CARRIED (13/0) by Exception Resolution after consideration of Item 13.1.4, page {field-3} refers.</b></p> <p><b>In favour of the Motion:</b> Mayor Jacob, Cr Chester, Cr Fishwick, Cr Hamilton-Prime, Cr Hill, Cr Hutton, Cr Jones, Cr Kingston, Cr May, Cr O'Neill, Cr Pizzey, Cr Raftis and Cr Vinciullo.</p> <p><b>Against the Motion:</b> Nil.</p>	<p><b>03/05/2024</b></p> <p>Noting resolution. No further action required.</p>		02/05/2024
23/04/2024	23 April 2024 - Ordinary Meeting of Council - MINUTES ONLY	12.9	CARD TRANSACTIONS FOR THE MONTH OF FEBRUARY 2024 (WARD - ALL)	Completed	<p><b>OFFICER'S RECOMMENDATION / COUNCIL RESOLUTION (Resolution No: CJ085-04/24)</b></p> <p><b>MOVED</b> Cr O'Neill, <b>SECONDED</b> Cr Raftis that Council <b>NOTES</b> the reported card transactions for the month ended 29 February 2024 in accordance with Regulation 13A(1) of the <i>Local Government (Financial Management) Regulations 1996</i> as shown in Attachments 1 and 2 to this Report.</p> <p><b>The Motion was Put and CARRIED (12/0)</b></p> <p><b>In favour of the Motion:</b> Mayor Jacob, Cr Chester, Cr Fishwick, Cr Hamilton-Prime, Cr Hill, Cr Jones, Cr Kingston, Cr May, Cr O'Neill, Cr Pizzey, Cr Raftis and Cr Vinciullo.</p> <p><b>Against the Motion:</b> Nil.</p>	<p><b>03/05/2024</b></p> <p>Noting resolution. No further action required.</p>		02/05/2024
23/04/2024	23 April 2024 - Ordinary Meeting of Council - MINUTES ONLY	12.11	TENDER 009/24 GREEN WASTE COLLECTION AND PROCESSING	Completed	<p><b>OFFICER'S RECOMMENDATION / COUNCIL RESOLUTION (Resolution No: CJ086-04/24)</b></p> <p><b>MOVED</b> Cr Hutton, <b>SECONDED</b> Mayor Jacob that Council:</p>	<p><b>21/05/2024</b></p> <p>Letter of Acceptance issued 26 April 2024 accepting the tender submitted by West Tip Waste Control Pty Ltd as Trustee for Stefna Family Trust (West Tip Waste Management) for Separable Portions 2</p>		

Meeting Date	Document	Item No.	Item	Status	Action Required	Action Taken	Due Date	Completed (Overdue)
			SERVICES (WARD – ALL)		<p>1 <b>SUPPORTS</b> the continuation of a scheduled bulk green waste collection service on a rolling roster with each household to receive one service approximately every 10.5 months;</p> <p>2 <b>ACCEPTS</b> the tender submitted by West Tip Waste Control Pty Ltd as Trustee for Stefna Family Trust (West Tip Waste Management) for Separable Portion 2 of the provision of bulk green waste collection and processing services as specified in Tender 009/24 for a period of five years with the option of two further terms of one year each, at the submitted schedule of rates, with any price variations subject to the percentage change in the Perth CPI (All Groups) and Transport Index.</p> <p>3 <b>ACCEPTS</b> the tender submitted by West Tip Waste Control Pty Ltd as Trustee for Stefna Family Trust (West Tip Waste Management) for Separable Portion 3 of the provision of bulk green waste collection and processing services as specified in Tender 009/24 for a period of five years with the option of two further terms of one year each, at the submitted schedule of rates, with any price variations subject to the percentage change in the Perth CPI (All Groups) and Transport Index.</p> <p>4 <b>NOTES</b> that the draft 2024-25 operational budget will be adjusted to accommodate the increase in cost identified in this Report.</p> <p>The Motion was Put and CARRIED (13/0)</p> <p>In favour of the Motion: Mayor Jacob, Cr Chester, Cr Fishwick, Cr Hamilton-Prime, Cr Hill, Cr Hutton, Cr Jones, Cr Kingston, Cr May, Cr O'Neill, Cr Pizzey, Cr Raftis and Cr Vinciullo. Against the Motion: Nil.</p>	<p>and 3 of the provision of bulk green waste collection and processing services as specified in Tender 009/24 for a period of five years with the option of two further terms of one year each, at the submitted schedule of rates, with any price variations subject to the percentage change in the Perth CPI (All Groups) and Transport Index.</p> <p>In relation to Part 4 of the resolution an amendment to the 2024-25 operational budget will be considered as part of the mid year budget review.</p>		
23/04/2024	23 April 2024 - Ordinary Meeting of Council - MINUTES ONLY	12.12	INVITATION TO JOIN OF PANEL OF PRE-QUALIFIED SUPPLIERS 006/24 PROVISION OF TREE MAINTENANCE SERVICES (GENERAL PRUNING) (WARD - ALL)	Not yet started	<p><b>OFFICER'S RECOMMENDATION / COUNCIL RESOLUTION (Resolution No: CJ087-04/24)</b></p> <p><b>MOVED</b> Cr Jones, <b>SECONDED</b> Cr Hill that Council:</p> <p><b>ACCEPTS</b> the offers submitted by:</p> <p>1 Geoff's Tree Service Pty Ltd as trustee for the Jansen Gray Family Trust trading as Geoffs Tree Service Pty Ltd;</p> <p>2 Sunspell Nominees Pty Ltd as trustee for G C Dickie Family Trust trading as Dickies Tree Service;</p> <p>3 Tree Amigos Tree Surgeons Pty Ltd as trustee for Tree Amigos Tree Surgeons Trust trading as Tree Amigos Tree Surgeons; and</p> <p>4 Arbor West Pty Ltd trading as Classic Tree Services</p> <p>to join the panel of pre-qualified suppliers for the provision of tree maintenance services (general pruning) as specified in Invitation 006/24 for three years, at the submitted schedule of rates, with prices fixed for the first year.</p> <p>The Motion was Put and CARRIED (13/0) by Exception Resolution after consideration of Item 13.1.4, page {field-3} refers.</p> <p>In favour of the Motion: Mayor Jacob, Cr Chester, Cr Fishwick, Cr Hamilton-Prime, Cr Hill, Cr Hutton, Cr Jones, Cr Kingston, Cr May, Cr O'Neill, Cr Pizzey, Cr Raftis and Cr Vinciullo. Against the Motion: Nil.</p>			02/05/2024



Meeting Date	Document	Item No.	Item	Status	Action Required	Action Taken	Due Date	Completed (Overdue)
23/04/2024	23 April 2024 - Ordinary Meeting of Council - MINUTES ONLY	12.13	INVESTIGATIONS INTO THE POTENTIAL FOR LAND LEASING IN PLACE OF TRADER'S PERMITS FOR MOBILE TRADERS (WARD - ALL)	Not yet started	<b>OFFICER'S RECOMMENDATION / COUNCIL RESOLUTION (Resolution No: CJ088-04/24)</b>  <b>MOVED Cr Jones, SECONDED Cr Hill that Council:</b>  <b>1</b> <b>NOTES</b> the information in this report concerning the potential use of lease agreements for mobile trading; and  <b>2</b> <b>SUPPORTS</b> the continuation of the trader's permit process under the <i>Local Government and Public Property Local Law 2014</i> for mobile traders.  <b>The Motion was Put and CARRIED (13/0) by Exception Resolution after consideration of Item 13.1.4, page {field-3} refers.</b>  <b>In favour of the Motion:</b> Mayor Jacob, Cr Chester, Cr Fishwick, Cr Hamilton-Prime, Cr Hill, Cr Hutton, Cr Jones, Cr Kingston, Cr May, Cr O'Neill, Cr Pizzey, Cr Raftis and Cr Vinciullo. <b>Against the Motion:</b> Nil.			02/05/2024
23/04/2024	23 April 2024 - Ordinary Meeting of Council - MINUTES ONLY	12.14	REQUEST FOR NEW SHARED PATH - WHITFORDS AVENUE, CRAIGIE (WARD - ALL)	Completed	<b>OFFICER'S RECOMMENDATION / COUNCIL RESOLUTION (Resolution No: CJ089-04/24)</b>  <b>MOVED Cr Jones, SECONDED Cr Hill that Council:</b>  <b>1</b> <b>NOTES</b> that there is an existing pathway on the southern side of Whitfords Avenue between Marmion Avenue and Eddystone Avenue with existing pedestrian crossing facilities at key locations;  <b>2</b> <b>DOES NOT SUPPORT</b> the construction of a Principal Shared Path on the northern side of Whitfords Avenue between Marmion Avenue and Eddystone Avenue at this time;  <b>3</b> <b>NOTES</b> that the City will undertake a review of the existing pedestrian crossing facilities on Whitfords Avenue between Marmion Avenue and Eddystone Avenue and undertake minor improvements as required.  <b>The Motion was Put and CARRIED (13/0) by Exception Resolution after consideration of Item 13.1.4, page {field-3} refers.</b>  <b>In favour of the Motion:</b> Mayor Jacob, Cr Chester, Cr Fishwick, Cr Hamilton-Prime, Cr Hill, Cr Hutton, Cr Jones, Cr Kingston, Cr May, Cr O'Neill, Cr Pizzey, Cr Raftis and Cr Vinciullo. <b>Against the Motion:</b> Nil.	<b>06/05/2024</b>  Council's decision is noted.		06/05/2024
23/04/2024	23 April 2024 - Ordinary Meeting of Council - MINUTES ONLY	12.15	DRAFT CITY OF JOONDALUP INTEGRATED TRANSPORT PLAN 2024-2034 (WARD - ALL)	Completed	<b>OFFICER'S RECOMMENDATION / COUNCIL RESOLUTION (Resolution No: CJ090-04/24)</b>  <b>MOVED Cr Jones, SECONDED Cr Hill that Council ENDORSE</b> the draft City of Joondalup Integrated Transport Plan 2024-2034 provided as Attachment 1 to this Report.  <b>The Motion was Put and CARRIED (13/0) by Exception Resolution after consideration of Item 13.1.4, page {field-3} refers.</b>  <b>In favour of the Motion:</b> Mayor Jacob, Cr Chester, Cr Fishwick, Cr Hamilton-Prime, Cr Hill, Cr Hutton, Cr Jones, Cr Kingston, Cr May, Cr O'Neill, Cr Pizzey, Cr Raftis and Cr Vinciullo. <b>Against the Motion:</b> Nil.	<b>06/05/2024</b>  Council's decision is noted.		06/05/2024
23/04/2024	23 April 2024 - Ordinary Meeting	13.1.1	PROJECT PHILOSOPHY AND KEY PARAMETERS	Completed	<b>COMMITTEE RECOMMENDATION / COUNCIL RESOLUTION (Resolution No: CJ091-04/24)</b>	<b>20/05/2024</b>  Will be further progressed on an ongoing basis		20/05/2024

Meeting Date	Document	Item No.	Item	Status	Action Required	Action Taken	Due Date	Completed (Overdue)
	of Council - MINUTES ONLY		- LAND ACQUISITION STRATEGY (WARD - ALL)		<b>MOVED Cr Hill, SECONDED Cr Hamilton-Prime that Council ADOPTS the Project Philosophy and Key Parameters for the Land Acquisition Strategy as detailed in Attachment 1 to this Report.</b>  <b>The Motion was Put and CARRIED (13/0)</b>  <b>In favour of the Motion:</b> Mayor Jacob, Cr Chester, Cr Fishwick, Cr Hamilton-Prime, Cr Hill, Cr Hutton, Cr Jones, Cr Kingston, Cr May, Cr O'Neill, Cr Pizzey, Cr Raftis and Cr Vinciullo. <b>Against the Motion:</b> Nil.			
23/04/2024	23 April 2024 - Ordinary Meeting of Council - MINUTES ONLY	13 1.2	HEATHRIDGE PARK MASTERPLAN PROJECT - CONCEPT DESIGN UPDATE (WARD - NORTH-CENTRAL)	In progress	<b>The Original Motion as Amended being / COUNCIL RESOLUTION (Resolution No: CJ092-04/24)</b>  <b>MOVED Cr Hill, SECONDED Cr Jones that Council:</b>  <b>1</b> <b>NOTES the concept design options and cost estimates for the Heathridge Park Masterplan project as detailed in this Report;</b>  <b>2</b> <b>NOTES that there are no funds currently listed for the Heathridge Park Masterplan project in the Capital Works Program;</b>  <b>3</b> <b>NOTES that the Department of Local Government, Sport and Cultural Industries have committed \$2.5 million to the Heathridge Park Masterplan project from a 2021 election commitment;</b>  <b>4</b> <b>APPROVES concept design Options Two and Three for Heathridge Park Masterplan project as detailed in report 13.1.2 for progression to community consultation, with specific feedback being sought during the consultation process on:</b>  <b>4.1</b> <b>a preference for redevelopment or refurbishment of the Community Centre;</b>  <b>4.2</b> <b>if an additional junior sports playing field is supported;</b>  <b>5</b> <b>REQUESTS the Chief Executive Officer to arrange for community consultation to be undertaken as detailed in Part 4 above for the Heathridge Park Masterplan project and to present the outcomes to a future Council meeting.</b>  <b>The Motion was Put and CARRIED (13/0)</b>  <b>In favour of the Motion:</b> Mayor Jacob, Cr Chester, Cr Fishwick, Cr Hamilton-Prime, Cr Hill, Cr Hutton, Cr Jones, Cr Kingston, Cr May, Cr O'Neill, Cr Pizzey, Cr Raftis and Cr Vinciullo. <b>Against the Motion:</b> Nil.	<b>17/05/2024</b>  Item 1 - Resolution noted, no action required Item 2 - Resolution noted, no action required Item 3 - Resolution noted, no action required Item 4 - Community Consultation Plan and materials are being prepared Item 5 - Community Consultation Plan and materials are being prepared	12/11/2024	
23/04/2024	23 April 2024 - Ordinary Meeting	13 1.3	JOONDALUP PERFORMING	Completed	<b>COMMITTEE RECOMMENDATION / COUNCIL RESOLUTION (Resolution No: CJ093-04/24)</b>	<b>20/05/2024</b>  Will be further progressed on an ongoing basis		20/05/2024

Meeting Date	Document	Item No.	Item	Status	Action Required	Action Taken	Due Date	Completed (Overdue)
	of Council - MINUTES ONLY		ARTS CENTRE PROJECT PHILOSOPHY AND PARAMETERS (WARD – ALL)		<b>MOVED Cr Hill, SECONDED Cr Vinciullo that Council:</b>  <b>1</b> <b>ENDORSES</b> the Joondalup Performing Arts Centre Project Philosophy and Parameters as detailed in Attachment 1 to this Report, to articulate the intent and purpose of Council progressing the project;  <b>2</b> <b>NOTES</b> that status reports will be presented to the Major Projects and Finance Committee.  <b>The Motion was Put and CARRIED (10/3)</b>  <b>In favour of the Motion:</b> Mayor Jacob, Cr Chester, Cr Fishwick, Cr Hamilton-Prime, Cr Hill, Cr Hutton, Cr May, Cr O'Neill, Cr Pizzey and Cr Vinciullo. <b>Against the Motion:</b> Cr Jones, Cr Kingston and Cr Raftis.			
23/04/2024	23 April 2024 - Ordinary Meeting of Council - MINUTES ONLY	13 1.4	EXPANSION AND REDEVELOPMENT OF THE WHITFORD LIBRARY AND WHITFORD SENIOR CITIZENS CENTRE (WARD - SOUTH-WEST)	Not yet started	<b>COUNCIL RESOLUTION (Resolution No: CJ094-04/24)</b>  <b>MOVED Cr Hill, SECONDED Cr Hamilton-Prime that:</b>  <b>1</b> <b>Council AGREES</b> not to progress with a redevelopment of the Whitford Library or Whitford Senior Citizens' Centre located on Banks Avenue, Hillarys at this time;  <b>2</b> <b>The Major Projects and Finance Committee</b> to review the proposal in 2025-26.	<b>17/05/2024</b>  Item 1 - No action required at this time Item 2 – To be listed for Major Projects & Finance Committee meeting in 2025/26 once meeting dates are confirmed	23/06/2025	
23/04/2024	23 April 2024 - Ordinary Meeting of Council - MINUTES ONLY	16.1	NOTICE OF MOTION NO. 1 – CR LEWIS HUTTON – JOONDALUP CBD PARKING CHARGES	Not yet started	<b>RECOMMENDATION / COUNCIL RESOLUTION (Resolution No: CJ096-04/24)</b>  <b>MOVED Cr Hill, SECONDED Mayor Jacob that Council REQUESTS</b> the Chief Executive Officer prepare a report on options to increase free parking in the Joondalup CBD. The report should explore limiting paid parking to weekdays from 9.00am till 3.00pm, better reflecting peak demand.  <b>The Motion was Put and CARRIED (12/0)</b>  <b>In favour of the Motion:</b> Mayor Jacob, Cr Chester, Cr Fishwick, Cr Hamilton-Prime, Cr Hill, Cr Jones, Cr Kingston, Cr May, Cr O'Neill, Cr Pizzey, Cr Raftis and Cr Vinciullo. <b>Against the Motion:</b> Nil.			
23/04/2024	23 April 2024 - Ordinary Meeting of Council - MINUTES ONLY	16.11	ITEM 12.10 - TENDER 008/24 BULK HARD WASTE COLLECTION AND PROCESSING SERVICES (WARD – ALL)	In progress	<b>ITEM 12.10</b>  <b>OFFICER'S RECOMMENDATION / COUNCIL RESOLUTION (Resolution No: CJ099-04/24)</b>  <b>MOVED Cr Hill, SECONDED Cr Hamilton-Prime that Council:</b>  <b>1</b> <b>ACCEPTS</b> the tender submitted by Cleanaway Pty Ltd (Alternative 3) for the provision of bulk hard waste collection and delivery services (Separable Portion 1) as specified in Tender 008/24 for a period of five years with the option of two further terms of one year each, at the submitted schedule of rates, with any price variations subject to the percentage change in the Perth CPI (All Groups) and Transport Index, subject to negotiation of final contract terms before entering into a contract;	<b>21/05/2024</b>  Conditional Letter of Acceptance issued 9 May 2024 accepting the tender submitted by Cleanaway Pty Ltd (Alternative 3) for the provision of bulk hard waste collection and delivery services (Separable Portion 1) as specified in Tender 008/24 for a period of five years with the option of two further terms of one year each, at the submitted schedule of rates, with any price variations subject to the percentage change in the Perth CPI (All Groups) and Transport Index.  Conditional Letter of Acceptance issued 9 May 2024 accepting the tender submitted by Veolia Environmental Services (Australia) Pty Ltd for the provision of bulk hard waste processing services (Separable Portion 3) as specified in Tender 008/24 for a period of five years with the option of two further terms of one year each, at the submitted schedule of rates, with any price variations subject to the percentage change in the Perth CPI (All Groups) and transport Index.		

Meeting Date	Document	Item No.	Item	Status	Action Required	Action Taken	Due Date	Completed (Overdue)
					<p><b>2</b> ACCEPTS the tender submitted by Veolia Environmental Services (Australia) Pty Ltd for the provision of bulk hard waste processing services (Separable Portion 3) as specified in Tender 008/24 for a period of five years with the option of two further terms of one year each, at the submitted schedule of rates, with any price variations subject to the percentage change in the Perth CPI (All Groups) and transport Index, subject to negotiation of final contract terms before entering into a contract;</p> <p><b>3</b> NOTES the additional resources required to support the enhanced waste service customer service as outlined in this Report;</p> <p><b>4</b> LISTS for consideration in the 2024-25 Employee Costs Budget, an amount of \$138,398 plus applicable superannuation, reflecting the estimated annual cost of additional staff resources required in the 2024-25 year to enhance the customer service and experience for these services;</p> <p><b>5</b> NOTES that should revenue from waste services be insufficient to meet this additional expenditure, the shortfall will be met from funds held in the Waste Management Reserve.</p> <p><b>The Motion was Put and TIED (6/6)</b></p> <p><b>In favour of the Motion:</b> Cr Fishwick, Cr Hamilton-Prime, Cr Hill, Cr Jones, Cr May and Cr Vinciullo.  <b>Against the Motion:</b> Cr Chester, Cr Hutton, Cr Kingston, Cr O'Neill, Cr Pizzey and Cr Raftis.</p> <p>There being an equal number of votes, the Presiding Member exercised his casting vote and declared the Motion <b>CARRIED (7/6)</b></p>			
23/04/2024	23 April 2024 - Ordinary Meeting of Council - MINUTES ONLY	16.12	ITEM 13.2.1 - CONFIDENTIAL - CHIEF EXECUTIVE OFFICER PERFORMANCE REVIEW PROCESS (WARD - ALL)	Not yet started	<p><b>OFFICER'S RECOMMENDATION / COUNCIL RESOLUTION (Resolution No: CJ100-04/24)</b></p> <p><b>MOVED</b> Mayor Jacob, <b>SECONDED</b> Cr Hamilton-Prime that Council:</p> <p><b>1</b> NOTES the advice received from Civic Legal regarding whether Clause 11 of the Chief Executive Officer Employment Contract is considered to meet best practice;</p> <p><b>2</b> AGREES that Clause 11 of the Chief Executive Officer Employment Contract be utilised as the process for Performance Development and Review, as required by Clause 16 of the City of Joondalup Standards for CEO Recruitment, Performance and Termination Policy;</p> <p><b>3</b> NOTES the recommendations provided by Civic Legal contained within the report, to improve provisions related to the Chief Executive Officer performance review process, and gives further consideration to them when a new employment contract is developed;</p> <p><b>4</b> ENDORSES the development of a Chief Executive Officer Performance Review Procedure/Process to supplement and provide administrative guidance to Clause 11 of the Chief Executive Officer Employment Contract.</p> <p><b>The Motion was Put and CARRIED (11/2)</b></p>	<p><b>27/05/2024</b></p> <p>A report on the development of a procedure/process is being developed..</p>		

Meeting Date	Document	Item No.	Item	Status	Action Required	Action Taken	Due Date	Completed (Overdue)
					<b>In favour of the Motion:</b> Mayor Jacob, Cr Chester, Cr Fishwick, Cr Hamilton-Prime, Cr Hill, Cr Hutton, Cr Jones, Cr Kingston, Cr May, Cr Pizzey and Cr Vinciullo. <b>Against the Motion:</b> Cr O'Neill and Cr Raftis.			
23/04/2024	23 April 2024 - Ordinary Meeting of Council - MINUTES ONLY	16.13	ITEM 13.2.2 - CONFIDENTIAL - SALARY REVIEW – CHIEF EXECUTIVE OFFICER (WARD - ALL)	Not yet started	<b>The Original Motion as Amended being / COUNCIL RESOLUTION (Resolution No: CJ101-04/24)</b>  <b>MOVED</b> Mayor Jacob, <b>SECONDED</b> Cr Hill that Council:  <b>1</b> <b>ACKNOWLEDGES</b> that the Salaries and Allowances Tribunal has determined (6 April 2023) that the Local Government Band Classifications have been increased by 3.5% effective from 1 July 2023;  <b>2</b> <b>ADOPTS</b> the Chief Executive Officer's total reward package for the 2023 salary review to be an increase of 4% being \$396,351, plus the 0.5% increase to the statutory superannuation guarantee, effective from 1 August 2023.  <b>The Motion was Put and CARRIED (8/5)</b>  <b>In favour of the Motion:</b> Mayor Jacob, Cr Chester, Cr Fishwick, Cr Hamilton-Prime, Cr Hill, Cr Hutton, Cr May and Cr Vinciullo. <b>Against the Motion:</b> Cr Jones, Cr Kingston, Cr O'Neill, Cr Pizzey and Cr Raftis.			
06/05/2024	6 May 2024 - Major Projects and Finance Committee - MINUTES ONLY	8.2	2023-24 CAPITAL WORKS PROGRAM UPDATE (WARD - ALL)	Completed	<b>OFFICER'S RECOMMENDATION MOVED Cr May, SECONDED Cr O'Neill that the Major Projects and Finance Committee NOTES:</b>  <b>1</b> the report on the Capital Works Projects for 2023-24 as at 31 March 2024 forming Attachment 1 to this Report;  <b>2</b> the Capital Project Status Report 2023-24 as at 31 March 2024 forming Attachment 2 to this Report.  <b>The Motion was Put and CARRIED (5/0)</b>  <b>In favour of the Motion:</b> Cr Hill, Cr Fishwick, Cr May, Cr O'Neill and Cr Vinciullo. <b>Against the Motion:</b> Nil.	<b>09/05/2024</b>  Noting resolution. No further action required.		09/05/2024
20/05/2024	20 May 2024 - Audit and Risk Committee - Agenda - MINUTES ONLY	8.1	ANNUAL CORPORATE COMPLIANCE CALENDAR (WARD – ALL)	Completed	<b>OFFICER'S RECOMMENDATION MOVED Cr Hamilton-Prime, SECONDED Cr Kingston that the Audit and Risk Committee NOTES the Annual Corporate Compliance Calendar as provided in Attachment 1 to this Report.</b>  <b>The Motion was Put and CARRIED (5/0)</b>  <b>In favour of the Motion:</b> Cr Raftis, Cr Hamilton-Prime, Cr Kingston, Cr Pizzey and Mr Hall. <b>Against the Motion:</b> Nil.	Noting resolution. No further action required.		27/05/2024
20/05/2024	20 May 2024 - Audit and Risk Committee - Agenda - MINUTES ONLY	8.2	ELECTED MEMBER DINNER REPORT QUARTER 3 (JANUARY - MARCH 2024) (WARD - ALL)	Completed	<b>OFFICER'S RECOMMENDATION MOVED Cr Hamilton-Prime, SECONDED Cr Raftis that the Audit and Risk Committee NOTES no Elected Member dinners were held in Quarter 3 between January to March 2024.</b>	<b>23/05/2024</b>  Noting resolution. No further action required.		23/05/2024

Meeting Date	Document	Item No.	Item	Status	Action Required	Action Taken	Due Date	Completed (Overdue)
					<b>The Motion was Put and CARRIED (5/0)</b>  <b>In favour of the Motion:</b> Cr Raftis, Cr Hamilton-Prime, Cr Kingston, Cr Pizzey and Mr Hall. <b>Against the Motion:</b> Nil.			
20/05/2024	20 May 2024 - Audit and Risk Committee - Agenda - MINUTES ONLY	8.3	BENEFITS FRAMEWORK REALISATION IMPLEMENTATION (WARD - ALL)	Completed	<b>OFFICER'S RECOMMENDATION MOVED Cr Hamilton-Prime, SECONDED Cr Pizzey that the Audit and Risk Committee NOTES the progress made in implementing the City's revised approach to benefits management and reporting through the <i>Benefits Realisation Framework</i>.</b>  <b>The Motion was Put and CARRIED (5/0)</b>  <b>In favour of the Motion:</b> Cr Raftis, Cr Hamilton-Prime, Cr Kingston, Cr Pizzey and Mr Hall. <b>Against the Motion:</b> Nil.	<b>23/05/2024</b>  Noting resolution. No further action required.		23/05/2024
20/05/2024	20 May 2024 - Audit and Risk Committee - Agenda - MINUTES ONLY	8.4	CONFIDENTIAL - CORPORATE CREDIT CARD STATEMENTS (WARD - ALL)	Completed	<b>OFFICER'S RECOMMENDATION MOVED Cr Kingston, SECONDED Cr Raftis that the Audit and Risk Committee NOTES the copies of corporate credit card statements for January 2024 to March 2024.</b>  <b>The Motion was Put and CARRIED (5/0)</b>  <b>In favour of the Motion:</b> Cr Raftis, Cr Hamilton-Prime, Cr Kingston, Cr Pizzey and Mr Hall. <b>Against the Motion:</b> Nil.	<b>24/05/2024</b>  Noting resolution, no further action required.		24/05/2024
20/05/2024	20 May 2024 - Audit and Risk Committee - Agenda - MINUTES ONLY	8.5	CONFIDENTIAL - INTERNAL AUDIT OUTCOMES - HUMAN RESOURCE SYSTEMS (WARD - ALL)	Not yet started	<b>OFFICER'S RECOMMENDATION MOVED Cr Kingston, SECONDED Cr Hamilton-Prime that the Audit and Risk Committee NOTES the outcomes of the following human resource systems internal audits:</b>  <b>1 Potential conflicts of interest via inappropriate relationships;</b>  <b>2 Potential payments made to ghost employees (employee validity).</b>  <b>The Motion was Put and CARRIED (5/0)</b>  <b>In favour of the Motion:</b> Cr Raftis, Cr Hamilton-Prime, Cr Kingston, Cr Pizzey and Mr Hall. <b>Against the Motion:</b> Nil.			
20/05/2024	20 May 2024 - Audit and Risk Committee - Agenda - MINUTES ONLY	11.2	Requests - Minutes	Not yet started	Cr Kingston requested the following reports:  11.1 That the Chief Executive Officer prepare a report on how internal conflicts of interest are managed in relation to reports presented to Council, and consider the recommendations from the Inquiry into the City of Belmont.  •			
20/05/2024	20 May 2024 - Audit and Risk Committee -	11.2	Requests - Minutes	Not yet started	11.2 That the Chief Executive Officer prepare a report on the internal audit function reporting to the Audit and Risk Committee (the Committee) in addition to the Chief Executive Officer, and a mechanism or			

Meeting Date	Document	Item No.	Item	Status	Action Required	Action Taken	Due Date	Completed (Overdue)
	Agenda - MINUTES ONLY				procedure where the Internal Auditor can confidentially report to the Committee.			
20/05/2024	20 May 2024 - Audit and Risk Committee - Agenda - MINUTES ONLY	11.2	Requests - Minutes	Not yet started	<div>11.3</div> <div>That the Chief Executive Officer prepare a report on the risks associated with the Beenyup Wastewater Treatment Plant in Craigie including:</div> <div><ul style="list-style-type: none"><li>concerns relating to a lack of adequate or significant buffer and impacts on adjacent residents' health, wellbeing and safety;</li><li>notification plans to residents of minor incidents such as poor air quality from processes at the wastewater treatment plant;</li><li>Emergency Management Committee responsibilities to significant State Government infrastructure;</li><li>bushfire management of adjacent reserves under the management of the local government;</li><li>coordinating responses to a significant or catastrophic incident that may occur at the wastewater treatment plant;</li></ul></div> <div>requesting WaterCorp provide a copy of the Disaster Management Plan to the City to allow a coordinated response to any incident.</div>			

### STATUS OF PETITIONS PRESENTED TO COUNCIL

PETITION DETAILS	DATE OF PRESENTATION TO COUNCIL	STATUS	COMMENT
<p>A 51 signature petition has been received from residents of the City of Joondalup requesting that Council create a working group that includes representatives from the City's planning department to review and develop appropriate signage guidelines and policy that allows small business to have a say on signage and placemaking within the City of Joondalup.</p> <p><b>RPC00105 (Governance and Strategy)</b></p>	16 August 2016	Outstanding	<p><b><u>Update as at May 2024</u></b> A review of the additional requests from the Policy Committee on 20 November 2023 is continuing.</p> <p><b><u>Update as at February 2024</u></b> A review of the additional requests from the Policy Committee on 20 November 2023 has begun, with a report expected back to the Policy Committee later in 2024.</p> <p><b><u>Update as at November 2023</u></b> A report on the proposed Local Government and Public Property Local Law was presented to the Policy Committee on 20 November 2023. The Policy Committee resolved as follows:</p> <p>That Item 8.6 – Proposed Local Government and Public Property Local Law 2023 – Consent to Advertise – be REFERRED BACK to the Chief Executive Officer to consider the following matters:</p> <ul style="list-style-type: none"> <li>• Amending clause 10.6(2) from 3 to 24 hours.</li> <li>• Redrafting Part 9 – Advertising Signs – to: <ul style="list-style-type: none"> <li>○ Impose conditions under a policy in accordance with Clause 12.6 rather than under conditions that are in the text of the local law.</li> <li>○ Remove clauses 9.3, 9.4, 9.5, 9.6, 9.7, 9.8, 9.9.</li> <li>○ Provide an additional clause to empower the local government to issue permits for signage with conditions imposed under a policy.</li> <li>○ Create a new policy 'Local Government and Public Property Signage Policy'.</li> <li>○ Review the definitions for types of signage.</li> </ul> </li> </ul>



PETITION DETAILS	DATE OF PRESENTATION TO COUNCIL	STATUS	COMMENT
			<ul style="list-style-type: none"> <li>○ Provide additional clauses for permit conditions for different types of signage reflecting clauses 9.3, 9.4, 9.5, 9.6, 9.7, 9.8, 9.9.</li> <li>○ Review signage definitions at 9.1 and appropriate conditions to be imposed under a policy to take into account the implied freedom of political communication which may operate outside of elections. Signage that is political communication can only be regulated but not prohibited by the local law.</li> <li>• Consolidating determinations from the register of determinations into Schedule 2 (see <a href="#">Register-of-Determinations-City-of-Joondalup.pdf</a>).</li> <li>• Remove footnotes regarding 2019 amendments from the consolidated law on pages 9, 16, and 17.</li> <li>• Review current authorised persons and whether current authorisations are valid.</li> </ul> <p>A further report will be presented to the Policy Committee in February 2024.</p> <p><b><u>Update as at August 2023</u></b> A revised Local Government and Public Property Local Law did not progress to the Policy Committee in August 2023. It is expected to proceed to the Policy Committee later in 2023.</p> <p><b><u>Update as at May 2023</u></b> A revised Local Government and Public Property Local Law did not progress to the Policy Committee in May 2023. It is expected to proceed to the Policy Committee in August 2023.</p> <p><b><u>Update as at February 2023</u></b> A revised Local Government and Public Property Local Law did not progress to the Policy Committee in February 2023. It is expected to proceed to the Policy Committee in May 2023.</p>

PETITION DETAILS	DATE OF PRESENTATION TO COUNCIL	STATUS	COMMENT
			<p><b><u>Update as at November 2022</u></b> As stated below, a revised Local Government and Public Property Local Law (incorporating the changes on signage) is expected to be presented to the Policy Committee in February 2023.</p> <p><b><u>Update as at August 2022</u></b> The Amendment Local Law was presented to Council on 16 August 2022. The Council resolution was as follows:</p> <p><i>That Item CJ124-08/22 Amendment Local Law 2021 – Final Adoption BE REFERRED BACK to the Policy Committee for further consideration and so that each local law can be considered separately.</i></p> <p>A revised Local Government and Public Property Local Law (incorporating the changes on signage) is expected to be presented to the Policy Committee in February 2023.</p> <p><b><u>Update as at June 2022</u></b> Letters were sent to the lead petitioners on 1 April 2022, advising of Council's decision at the February 2022 Council Meeting. The Amendment Local Law is expected to be presented back to Council in July or August for consideration of submissions and final adoption.</p> <p><b><u>Update as at February 2022</u></b> A report was presented to the 15 February 2022 Council meeting to advertise the City of Joondalup Amendment Local Law 2021 (CJ014-02/22 refers). Once the Amendment Local Law is advertised, there is a six week submission period, with a further report to be presented to Council at the conclusion of the submission period.</p> <p><b><u>Update as at November 2021</u></b> The City is currently reviewing the Amendment Local Law with a report to be presented to Council in February 2022.</p>

PETITION DETAILS	DATE OF PRESENTATION TO COUNCIL	STATUS	COMMENT
			<p><b><u>Update as at May and August 2021</u></b> A report in relation to the <i>Advertisements Local Planning Policy</i> was submitted to Council at its meeting held on 16 March 2021 (CJ037-03/21 refers). The lead petitioner has been notified of Council's decision.</p> <p>At its meeting held on 16 February 2021 (CJ006-02/21 refers) Council endorsed a review of the City's <i>Local Government and Public Property Local Law 2014</i> to consider possible amendments to the local law provisions around the permissibility of temporary advertising signs in thoroughfares and road verges. A local law amendment will be submitted to a future Council meeting to consider detailing any possible changes that can be made.</p> <p><b><u>Update as at February 2021</u></b> A report will be presented to the 16 March 2021 Council meeting to consider the draft <i>Advertisements Local Planning Policy</i> following public advertising, which details signage requirements on private property.</p> <p><b><u>Update as at November 2020</u></b> A new draft policy was presented to Council at its meeting held on 20 October 2020 (CJ162-10/20 refers). The Draft Advertisement Local Planning Policy will be advertised for public consultation for 21 days before the end of 2020.</p> <p><b><u>Update as at February, May and August 2020</u></b> Review of signs policy is continuing.</p> <p><b><u>Update as at August and November 2019</u></b> Review of signs policy is continuing.</p> <p><b><u>Update as at May 2019</u></b> Review of signs policy has commenced.</p>

PETITION DETAILS	DATE OF PRESENTATION TO COUNCIL	STATUS	COMMENT
			<p><b><u>Update as at February 2019</u></b> Work will commence shortly on the review of the <i>Signs</i> policy.</p> <p><b><u>Update as at November 2018</u></b> <i>Local Planning Scheme No. 3</i> was gazetted on 23 October 2018. Now that the City knows the exact wording of the scheme, work will commence on the review of the <i>Signs Policy</i>. A decision will be made shortly how best to engage small business in the review of the policy.</p> <p><b><u>Update as at August, May and February 2018</u></b> The review of the City's <i>Signs Policy</i> will commence once <i>Local Planning Scheme No. 3</i> has been endorsed by the Western Australian Planning Commission.</p> <p><b><u>Update as at February, May, August and November 2017</u></b> The review of the City's <i>Signs Policy</i> is yet to commence.</p> <p><b><u>Update as at November 2016</u></b> The review of the City's <i>Signs Policy</i> is yet to commence.</p> <p><b><u>Update as at August 2016</u></b> It is anticipated that a review of the City's <i>Signs Policy</i> will commence in late 2016. The request to form a working group will be considered as part of the review process.</p>
<p>A 198 signature petition has been received from residents of the City of Joondalup requesting the City prepare options for the expansion and redevelopment of the Whitford Senior Citizens Club and the Whitford Library Facilities.</p> <p><b>RCP00086 (Corporate Services)</b></p>	17 August 2021	Completed	<p><b><u>Update as at May 2024</u></b> A report was presented to Council at its meeting held on 23 April 2024 (CJ094-04/24 refers) where Council resolved the following:</p> <p><i>"That Council:</i></p> <p>1 AGREES not to progress with a redevelopment of the Whitford Library or Whitford Senior Citizens' Centre located on Banks Avenue, Hillarys at this time;</p>

PETITION DETAILS	DATE OF PRESENTATION TO COUNCIL	STATUS	COMMENT
			<p>2 <i>The Major Projects and Finance Committee to review the proposal in 2025-26."</i></p> <p>A report will be prepared for the Major Projects and Finance Committee in 2025-26.</p> <p><b><u>Update as at February 2024</u></b> A report is being drafted for tabling at a Major Projects and Finance Committee in 2024.</p> <p><b><u>Update as at November 2023</u></b> Report being drafted for tabling at Major Projects and Finance Committee in 2024.</p> <p><b><u>Update as at August 2023</u></b> Being reviewed in line with the Social Needs Analysis.</p> <p><b><u>Update as at May 2023</u></b> Date to be confirmed, awaiting outcome of social needs analysis.</p> <p><b><u>Update as at February 2023</u></b> Date to be confirmed, awaiting outcome of social needs analysis.</p> <p><b><u>Update as at November 2022</u></b> The presentation of the report has been delayed to 2023 pending the social need analysis report.</p> <p><b><u>Update as at August 2022</u></b> A report will be presented to Major Projects and Finance at its meeting scheduled for 28 November 2022.</p> <p><b><u>Update as at June 2022</u></b> The evaluation of the Social Needs Analysis is still in progress and once that is complete a report will be presented to the Major Projects and Finance Committee as per the February 2022 resolution.</p>

PETITION DETAILS	DATE OF PRESENTATION TO COUNCIL	STATUS	COMMENT
			<p><b><u>Update as at February 2022</u></b> A report was presented to Council at its meeting held on 15 December 2021 (CJ177-12/21 refers) where Council resolved the following:</p> <p><i>“That Council:</i></p> <ol style="list-style-type: none"> <li><i>1 NOTES that on finalisation of the City of Joondalup’s evaluation of the Social Needs Analysis, which will occur in early 2022, a report will be presented to a future meeting of the Major Projects and Finance Committee that assesses what will be required to meet the community’s future needs at the Whitford Library and Whitford Senior Citizens’ Centre;</i></li> <li><i>2 ADVISES the lead petitioner of Council’s decision as detailed in Part 1 above.”</i></li> </ol> <p><b><u>Update as at November 2021</u></b> A report will be presented to Council at its meeting scheduled for 14 December 2021.</p> <p><b><u>Update as at August 2021</u></b> The City is currently reviewing the request and a report will be presented to a future Council meeting.</p>
<p>An 82 signature petition has been received from residents of the City of Joondalup requesting that Council request the CEO to prepare a report on the maintenance, repair and upgrade of Elcar Dog Park - addressing specific concerns.</p> <p><b>RCP00124 (Infrastructure Services)</b></p>	28 November 2023	Outstanding	<p><b><u>Update as at May 2024</u></b> A report is scheduled for Council’s consideration at its meeting to be held on 25 June 2024.</p> <p><b><u>Update as at February 2024</u></b> The City is currently investigating the matters raised within the petition.</p> <p><b><u>Update as at November 2023</u></b> Petition received and referred at Council Meeting held 28 November 2023.</p>

PETITION DETAILS	DATE OF PRESENTATION TO COUNCIL	STATUS	COMMENT
<p>A 34 signature petition has been received from residents of the City of Joondalup requesting that Council request the CEO prepare a report on the maintenance, repair and upgrade of Falkland Park Children's Play Equipment and ground matting cover and to address a number of community concerns.</p> <p><b>RCP00123 (Infrastructure Services)</b></p>	28 November 2023	Outstanding	<p><b><u>Update as at May 2024</u></b> A report is scheduled for quarter 1 in 2024-25.</p> <p><b><u>Update as at February 2024</u></b> The City is currently investigating the matters raised within the petition. A report is scheduled for quarter 1 in 2024-25.</p> <p><b><u>Update as at November 2023</u></b> Petition received and referred at Council Meeting held 28 November 2023.</p>
<p>A 2,693 signature petition has been received from residents of the City of Joondalup requesting that Council reject the CHRMAP and the use of groynes between Hillarys and Ocean Reef; prepare CHRMAP using petitioners' recommendations and scope; and establish a steering committee.</p> <p><b>RCP00125 (Governance and Strategy)</b></p>	12 December 2023	Outstanding	<p><b><u>Update as at May 2024</u></b> Lead petitioner was advised of the outcome of the December Council meeting and that an update will be provided to Elected Members in Q4. It is anticipated that a report will be presented to Council in Q1 2024/25 that will address the items included in the petition as well as the decision of Council at the December 2023 meeting.</p> <p><b><u>Update as at February 2024</u></b> At its meeting held on 12 December 2023, Council considered a report relating to the petition (CJ264-12/23 refers), whereby it was resolved that Council:</p> <ol style="list-style-type: none"> <li>1 <i>NOTES the outcomes of the community consultation on the draft Coastal Hazard Risk Management and Adaptation Plan provided as Attachments 1 to 4;</i></li> <li>2 <i>PREPARES a new draft Coastal Hazard Risk Management and Adaptation Plan in alignment with State Planning Policy 2.6, and relevant guidelines, developed by a multi-disciplinary team of suitably qualified persons.</i></li> <li>3 <i>DEVELOPS a Community and Stakeholder Engagement Strategy whereby the community is regularly updated and consulted in the development of the draft Coastal Hazard Risk Management and Adaptation Plan.</i></li> </ol>

PETITION DETAILS	DATE OF PRESENTATION TO COUNCIL	STATUS	COMMENT
			<p>4 PREPARES the new draft Coastal Hazard Risk Management and Adaptation Plan having regard to internationally recognised scientific evidence, further research and coastal monitoring, identification of alternative adaptation options, and the review of State Planning Policy 2.6.</p> <p>5 ESTABLISHES a Community Reference Group to provide advice, guidance, and oversight in the development of the draft Coastal Hazard Risk Management and Adaptation Plan.</p> <p>6 NOTES that actions to manage erosion will continue to occur while the draft Coastal Hazard Risk Management and Adaptation Plan is being developed, including but not limited to, beach nourishment and dune stabilisation.</p> <p>It is anticipated that Elected Members will be presented with a revised approach for their consideration in Quarter 4 of 2023/24.</p>
<p>A 30 signature petition has been received from residents of the City of Joondalup requesting that the proposed pump track, jump track and basketball pad at Whitfords West Park does not go ahead.</p> <p><b>RCP00128 (Infrastructure Services)</b></p>	23 April 2024	Outstanding	<p><b>Update as at May 2024</b> The City is currently investigating the matters raised within the petition. A report is scheduled for Council's consideration at its meeting to be held on 25 June 2024.</p>
<p>A 108 signature petition has been received from residents of the City of Joondalup requesting the rejection of the Child Care Centre development proposal for lots 44 - 46 Grand Ocean Entrance, Burns Beach.</p> <p><b>RCP00129 (Planning and Community Development)</b></p>	23 April 2024	Outstanding	<p><b>Update as at May 2024</b> As this application is a Development Assessment Panel (DAP) application, a Responsible Authority Report (RAR) is currently being prepared. The date of the DAP meeting is yet to be determined.</p>



PETITION DETAILS	DATE OF PRESENTATION TO COUNCIL	STATUS	COMMENT
<p>A 44 signature petition has been received from residents of the City of Joondalup requesting Council implement appropriate footpaths on the side streets adjoining Beach Road in the proximity of Poynter Primary School.</p> <p><b>RCP00130 (Infrastructure Services)</b></p>	28 May 2024	Outstanding	<p><b>Update as at May 2024</b> The City is currently reviewing the request.</p>
<p>A 63-signature petition has been received from residents of the City of Joondalup in relation to removing the development approval condition for the retention of the Tuart Tree for Corinthian Court Stage 3 Development to enable the tree to be removed due to the health and safety issues being experienced by the residents of this retirement village.</p> <p><b>RCP00131 (Planning and Community Development)</b></p>	28 May 2024	Outstanding	<p><b>Update as at May 2024</b> The City has reviewed the request of the petition.</p> <p>The tree in question's retention is required as a condition of planning approval granted by Council at its meeting held 16 February 2016 (CJ007-02/16 refers). As outlined in the report prepared for Council's decision, the tree forms a fundamental part of the design and guided the selected location of the communal open space incorporated into the development.</p> <p>There is a formal planning process for the reconsideration of planning conditions, which given the original decision was made by Council would again require Council to consider. The lead petitioner has been advised of the steps required to progress this formal planning process.</p>

TO BE ADDED FOLLOWING ADOPTION

# **City of Joondalup**

## **Corporate Business Plan 2024–2028**

**TO BE ADDED FOLLOWING ADOPTION**

## Alternative formats:

This document is available in alternative formats and languages on request. You can make a request by emailing [info@joondalup.wa.gov.au](mailto:info@joondalup.wa.gov.au) or calling the City of Joondalup's Access and Inclusion Officer on **9400 4000**. This document can also be viewed on the City's website at [joondalup.wa.gov.au](http://joondalup.wa.gov.au)

If you need to contact us in your own language, you can contact the Translating and Interpreting Service on **13 14 50** and ask the Service to contact the City's Access and Inclusion Officer.

If you are deaf or have a hearing or speech impairment, you can contact the City through the **National Relay Service** on 1800 555 660.

### Afrikaans

[translation to be inserted in branded version]

### German

[translation to be inserted in branded version]

### Italian

[translation to be inserted in branded version]

### Mandarin

[translation to be inserted in branded version]

### Noongar

[translation to be inserted in branded version]

### Spanish

[translation to be inserted in branded version]

TO BE ADDED FOLLOWING ADOPTION

Corporate Business Plan 2024–2028

## Acknowledgement of Traditional Custodians:

The City of Joondalup acknowledges the Traditional Custodians of this land, the Whadjuk people of the Noongar nation. We recognise the culture of the Noongar people and the unique contribution they make to the Joondalup region and Australia. We pay our respects to Elders past, present and emerging and all Aboriginal and Torres Strait Islander peoples.

*Joondalup-ak ngala kaditj Noongar moort nidja Wadjak boodjar-ak kalyakool moondang-ak kaaradj-midi. Ngala Noongar Moort wer baalabang moorditj kaadidjiny koota-djinanginy. Ngala Noongar wer Torres Strait Moort-al dandjoo koorliny kwaba-djinanginy. Koora, yeyi wer kalyakool, ngalak Noongar wer Torres Strait Birdiya wer moort koota-djinanginy.*

DRAFT

TO BE ADDED FOLLOWING ADOPTION

Corporate Business Plan 2024–2028

## Contents:

Alternative formats: .....	2
Acknowledgement of traditional custodians:.....	3
Contents: .....	4
The purpose of this plan:.....	5
Monitoring our plan: .....	6
Your Council: .....	8
Our organisational structure: .....	9
A shared vision for the future: .....	10
Corporate Business Plan at a glance: .....	13
Key priorities for 2024/25: .....	21
1 Community .....	23
2 Environment.....	46
3 Place.....	63
4 Economy.....	87
5 Leadership.....	99
Our operating budget.....	123
Reviewing our plan: .....	125

TO BE ADDED FOLLOWING ADOPTION

## The purpose of this plan:

The 5-Year Corporate Business Plan is our medium-term planning document which contains the services, projects and activities that have been developed in response to the vision, goals and outcomes of our 10-Year Strategic Community Plan, *Joondalup 2032*. Every local government in Western Australia is required to have a corporate business plan and we review the plan on an annual basis.

### Integrated Planning and Reporting Framework:

Our 5-Year Corporate Business Plan sits within an Integrated Planning and Reporting Framework which builds-in Informing, Resourcing, Planning and Reporting requirements to ensure transparency and evidence of planned achievements.



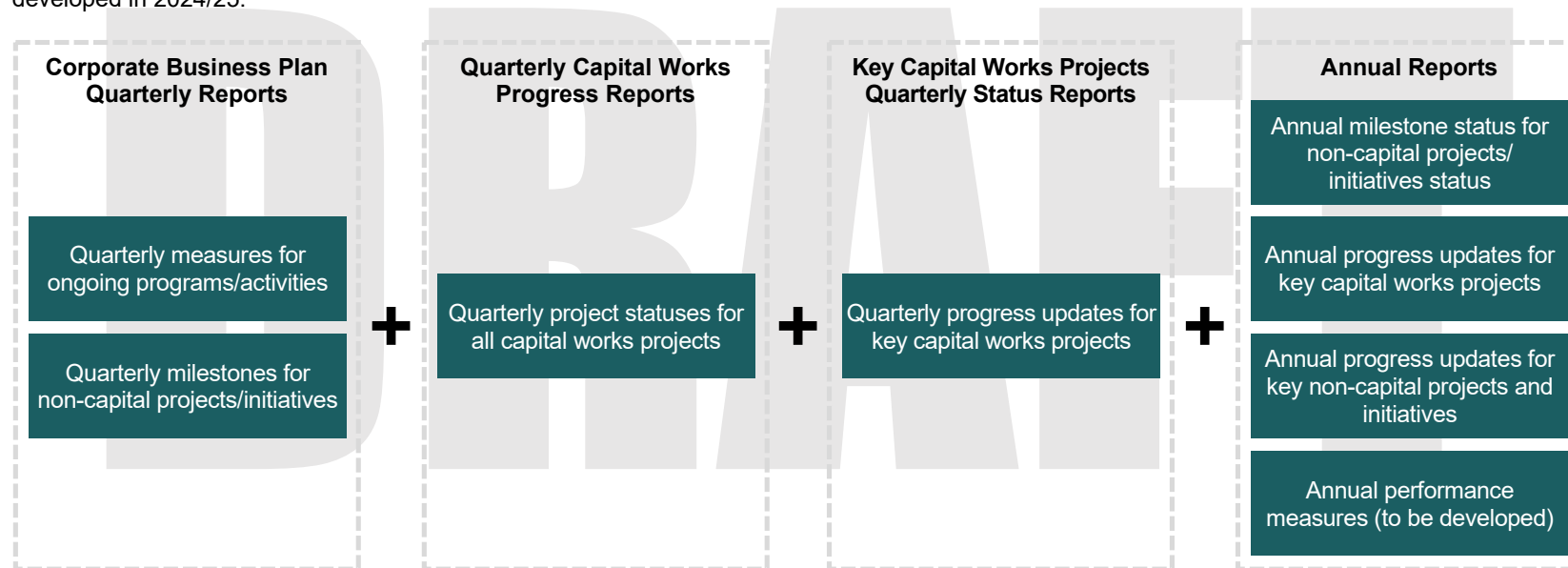
TO BE ADDED FOLLOWING ADOPTION

Corporate Business Plan 2024–2028

## Monitoring our plan:

Our Integrated Planning and Reporting Framework (previous page) prescribes comprehensive performance reporting against the 5-Year Corporate Business Plan and the 10-Year Strategic Community Plan, *Joondalup 2032*. Monitoring and reporting against these plans are undertaken through our Corporate Business Plan Quarterly Reports, Quarterly Capital Works Progress Reports, Key Capital Works Projects Quarterly Status Reports, and our Annual Reports.

Quarterly measures are listed against each of the ongoing programs and activities, and quarterly milestones are listed against each of the non-capital projects and initiatives. A new set performance measures aimed at measuring the success of the City's 10-Year Strategic Community Plan will be developed in 2024/25.



### Corporate Business Plan Quarterly Reports:

Corporate Business Plan Quarterly Reports are presented to the Council each quarter and are published on our website. The reports provide information on achievements and performance against the quarterly measures and quarterly milestones set at the beginning of each year. Qualitative and quantitative data is provided against the quarterly measures, and detailed comments are provided against quarterly milestones.

**TO BE ADDED FOLLOWING ADOPTION**

**Corporate Business Plan 2024–2028**

### **Quarterly Capital Works Progress Reports:**

Capital Works Quarterly Progress Reports are presented to the Council each quarter together with the Corporate Business Plan Quarterly Reports and the Key Capital Works Projects Quarterly Status Reports. The reports are published on our website through the Council Meeting Minutes. The reports provide the quarterly projects status against all of the capital works projects listed in the Annual Budget.

### **Key Capital Works Projects Quarterly Status Reports**

Key Capital Works Projects Quarterly Status Reports are presented to the Council each quarter together with the Corporate Business Plan Quarterly Reports and the Quarterly Capital Works Progress Reports. The reports are published on our website through the Council Meeting Minutes. The reports provide quarterly status updates against the key capital works projects identified in this plan.

### **Annual Report:**

An Annual Report is presented to the Council each year, as well as to the community through the Annual General Meeting. The report outlines the status of all Corporate Business Plan projects and initiatives at the end of each year and provides annual progress updates against the key capital works projects and the key non-capital works projects and initiatives. A new set performance measures aimed at measuring the success of our 10-Year Strategic Community Plan will be developed in 2024/25 and will be reported in future Annual Reports.



TO BE ADDED FOLLOWING ADOPTION

Corporate Business Plan 2024–2028

## Your Council:

The City of Joondalup Council consists of 13 Elected Members — 12 Councillors representing six wards, and a directly-elected Mayor. As the direct representatives of the community, your Council is responsible for setting the strategic direction of the City of Joondalup and overseeing the allocation of resources to deliver your needs and aspirations.

These responsibilities are guided by the *Local Government Act 1995* which ensures that all duties are executed in accordance with appropriate governance requirements. The Council is responsible for confirming the medium-term priorities of this plan and adopting the program of services, programs, activities, projects and initiatives listed. Funding for the delivery of this plan is considered and endorsed by the Council annually through the budget-setting process.

## Your Mayor and Councillors:

[diagram of Mayor and Councillors to be inserted in branded version]

TO BE ADDED FOLLOWING ADOPTION

Corporate Business Plan 2024–2028

## Our organisational structure:

Our organisational structure is designed to facilitate the delivery of services, projects and activities within the five key themes of our 10-Year Strategic Community Plan, *Joondalup 2032*.

The structure is led by our Chief Executive Officer who is supported by an Executive Leadership Team comprising four Directors. Each Director oversees the operations of Business Units formed to meet the City's strategic and operational objectives, legislative responsibilities, and to ensure services are delivered in the most efficient and effective manner.

The Business Units within each Directorate deliver services and infrastructure to the community and provide internal support services. The City of Joondalup is governed by many forms of legislation, policies and governance responsibilities to ensure that services are delivered accountably, ethically and transparently. The resourcing of each Business Unit is informed through our Workforce Plan, Strategic Financial Plan and Asset Management Plans.

Each Directorate and Business Unit plays an important role in implementing the services, projects and activities of this plan.

### Our Chief Executive Officer and Directors:

[diagram of Chief Executive Officer and Directors to be inserted in branded version]

TO BE ADDED FOLLOWING ADOPTION

Corporate Business Plan 2024–2028

## A shared vision for the future:

Our 10-Year Strategic Community Plan, *Joondalup 2032*, outlines our commitment to achieving a shared vision for the future which is operationalised through the 5-Year Corporate Business Plan:

The City in 2032 has a strong focus on sustainability, liveability, active lifestyles and friendly social interactions. We have a healthy environment, with protected bushland, marine ecosystems and accessible parks and green spaces. We are an environmentally-aware and socially-responsible City. We are a vibrant place where people want to live, work and play, and where people can find everything they need locally.

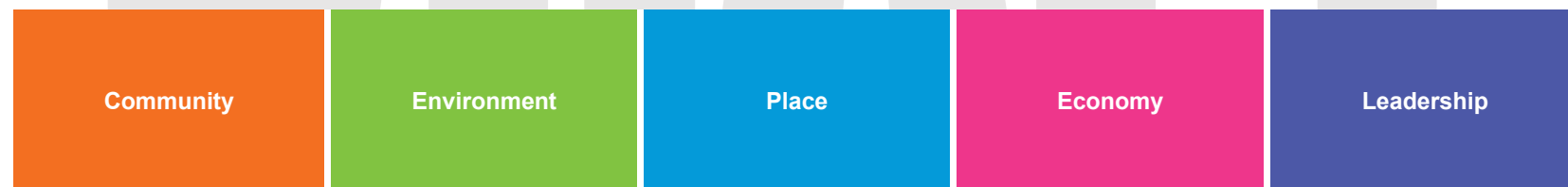
The City in 2032 caters for every stage of life. People feel welcome here and have a clear sense of belonging. We live in high-quality housing in attractive neighbourhoods which have excellent transport linkages and connectivity. We are multi-generational and multicultural; a place where everyone feels connected and safe.

We celebrate and adopt technology and innovation. We are a hub for education and state-of-the-art health facilities, and we are an active advocate for health and other community services. The City in 2032 is internationally connected — we are a global-facing city, with local amenity, and a powerful sense of community.

*A global City: bold, creative and prosperous.*

### Key themes:

The 5-Year Corporate Business Plan is separated in to the five key themes of *Joondalup 2032*. These key themes each include an overarching goal and a series of outcomes which reflect the feedback you gave us through the Shaping Your Local Community consultation initiative.



**TO BE ADDED FOLLOWING ADOPTION**

Corporate Business Plan 2024–2028

## Our values:

### Primary values:

In alignment with the shared vision for the future, we believe that the following **primary values** should be inherent within any well-functioning and community-driven organisation.

Transparent	Accountable	Honest	Ethical	Respectful	Sustainable	Professional
-------------	-------------	--------	---------	------------	-------------	--------------

### Distinguishing values:

In order to drive strategic improvement and positioning as leaders in excellence, we have identified the following distinguishing values which will guide our direction and operations.

Bold	Ambitious	Innovative
We will make courageous decisions for the benefit of our community and future generations.	We will lead with strength and conviction to achieve our vision for the City.	We will learn and adapt to changing circumstances and adopt creative solutions.
Enterprising	Prosperous	Compassionate
We will undertake ventures that forge new directions for business and the local economy.	We will ensure our City benefits from a thriving economy built on local commercial success.	We will act with empathy and understanding of your needs and ambitions.

TO BE ADDED FOLLOWING ADOPTION

### How this plan is structured:



TO BE ADDED FOLLOWING ADOPTION

Corporate Business Plan 2024–2028

## Corporate Business Plan at a glance:

Our Corporate Business Plan outlines the services, plans, strategies and frameworks, capital works programs, ongoing programs and activities, and non-capital projects and initiatives for 2024/25 under each of the goals and outcomes of our 10-Year Strategic Community Plan, *Joondalup 2032*. Our Corporate Business Plan at a glance shows these listed in summary.

### Services:

The following shows how the services we deliver are aligned to the key themes of *Joondalup 2032*. Further details, including the full costings, are provided under each key theme section of this plan.

<b>Community</b>	<ul style="list-style-type: none"> <li>Community development</li> <li>Community safety, compliance and education</li> <li>Craigie Leisure Centre management</li> <li>Cultural events, visual arts and arts development</li> <li>Emergency management</li> </ul>	<ul style="list-style-type: none"> <li>Health and environmental services</li> <li>Immunisation</li> <li>Libraries</li> <li>Recreation services</li> </ul>
<b>Environment</b>	<ul style="list-style-type: none"> <li>Environmental planning and development</li> <li>Litter collection</li> <li>Natural areas management</li> </ul>	<ul style="list-style-type: none"> <li>Technical engineering support services</li> <li>Waste management</li> </ul>
<b>Place</b>	<ul style="list-style-type: none"> <li>Building and planning compliance</li> <li>Building design and construction</li> <li>Building maintenance and cleaning</li> <li>Building services</li> <li>Civil design and construction</li> <li>Community venues and sports floodlighting upgrades</li> <li>Electrical and lighting engineering</li> <li>Engineering maintenance</li> </ul>	<ul style="list-style-type: none"> <li>Fleet management and mechanical workshop</li> <li>Landscape design</li> <li>Major City project delivery</li> <li>Park maintenance</li> <li>Paid parking activities</li> <li>Planning and urban design</li> <li>Property management</li> <li>Transport and traffic engineering</li> </ul>
<b>Economy</b>	<ul style="list-style-type: none"> <li>Economic development</li> </ul>	

**TO BE ADDED FOLLOWING ADOPTION**

**Corporate Business Plan 2024–2028**

<b>Leadership</b>	<ul style="list-style-type: none"><li>• Audit, risk and integrity</li><li>• Communications and stakeholder relations</li><li>• Customer service</li><li>• Executive services</li><li>• Financial accounting</li><li>• Funds management</li><li>• Governance support</li><li>• Grants and awards management</li><li>• Human resources</li></ul>	<ul style="list-style-type: none"><li>• Information technology</li><li>• Management accounting</li><li>• Organisational development</li><li>• Policy, planning and research</li><li>• Purchasing of goods and services</li><li>• Rates levying and collection</li><li>• Recordkeeping and freedom of information</li><li>• Strategic infrastructure asset management</li></ul>
-------------------	--	--

DRAFT

TO BE ADDED FOLLOWING ADOPTION

Corporate Business Plan 2024–2028

## Plans, strategies and frameworks:

The following shows how our plans, strategies and frameworks align to the key themes of *Joondalup 2032*. Detailed descriptions of the documents are provided under each key theme section of this plan.

<b>Community</b>	<ul style="list-style-type: none"> <li>Access and Inclusion Plan 2021/22–2023/24</li> <li>Age-Friendly Plan 2018/19–2022/23</li> <li>Cultural Plan 2021–2025</li> </ul>	<ul style="list-style-type: none"> <li>Local Heritage Survey</li> <li>Regional Homelessness Plan 2022/23–2025/26</li> </ul>
<b>Environment</b>	<ul style="list-style-type: none"> <li>Bushfire Risk Management Plan 2018–2023</li> <li>City of Joondalup Local Emergency Management Arrangements</li> <li>Climate Change Strategy 2014–2019</li> <li>Coastal Infrastructure Adaptation Plan 2018–2026</li> <li>Draft Environment Strategy 2024–2034</li> <li>Natural Area Management Plans Local Government Waste</li> </ul>	<ul style="list-style-type: none"> <li>Plan — City of Joondalup</li> <li>Pathogen Management Plan 2018–2028</li> <li>Weed Management Plan 2023–2033</li> <li>Yellagonga Integrated Catchment Management Plan 2021–2026</li> <li>Waterwise Council Action Plan 2021–2026</li> </ul>
<b>Place</b>	<ul style="list-style-type: none"> <li>Asset Management Strategy 2014–2024</li> <li>Bike Plan 2016–2021</li> <li>Integrated Transport Plan 2024–2034</li> <li>Local Planning Scheme No 3</li> </ul>	<ul style="list-style-type: none"> <li>Local Planning Strategy</li> <li>Outdoor Youth Recreation Strategy 2021</li> <li>Property Management Framework</li> <li>Public Open Space Framework</li> </ul>
<b>Economy</b>	<ul style="list-style-type: none"> <li>Destination Joondalup 2021–2026</li> <li>Expanding Horizons 2033</li> <li>International Economic Development Activities Plan (2017)</li> </ul>	<ul style="list-style-type: none"> <li>Joondalup City Centre Place Activation Plan 2022</li> <li>Joondalup: Digital City (2012)</li> <li>Place Activation Strategy 2022</li> </ul>
<b>Leadership</b>	<ul style="list-style-type: none"> <li>10-Year Strategic Financial Plan</li> <li>Advocacy Framework 2022</li> <li>Governance Framework 2021</li> <li>Integrity Framework 2022</li> </ul>	<ul style="list-style-type: none"> <li>Risk Management Framework</li> <li>Strategic Position Statements</li> <li>Workforce Plan 2018–2022</li> </ul>



TO BE ADDED FOLLOWING ADOPTION

Corporate Business Plan 2024–2028

## Capital works programs:

The following shows how the programs from our 5-Year Capital Works Program align to the key themes of *Joondalup 2032*. Sub-program expenditure and revenue are shown under each key theme section of this plan.

Environment	<ul style="list-style-type: none"> <li>• Park and public open space <ul style="list-style-type: none"> <li>· Foreshores and natural areas program</li> </ul> </li> </ul>	
Place	<ul style="list-style-type: none"> <li>• Buildings and facilities <ul style="list-style-type: none"> <li>· Building construction works program</li> <li>· Major projects program</li> </ul> </li> <li>• Civil construction <ul style="list-style-type: none"> <li>· Lighting program</li> <li>· New pathways program</li> <li>· Pathway replacement program</li> <li>· Road construction program</li> <li>· Road preservation and rehabilitation program</li> <li>· Stormwater drainage program</li> </ul> </li> </ul>	<ul style="list-style-type: none"> <li>• Parks and public open space <ul style="list-style-type: none"> <li>· Parks development program</li> <li>· Parks equipment program</li> <li>· Streetscape enhancement program</li> </ul> </li> <li>• Traffic management <ul style="list-style-type: none"> <li>· Blackspot program</li> <li>· Local traffic management program</li> <li>· Parking facilities program</li> </ul> </li> </ul>

**TO BE ADDED FOLLOWING ADOPTION**

Corporate Business Plan 2024–2028

## Ongoing programs and activities:

The following shows how our ongoing programs and activities align to the key themes of *Joondalup 2032*. These include programs and activities that are considered “business as usual”. Quarterly performance measures for the ongoing programs and activities are provided under each key theme section of this plan.

<b>Community</b>	<ul style="list-style-type: none"> <li>• Animal management</li> <li>• Art collection maintenance and acquisitions</li> <li>• Citizenship ceremonies</li> <li>• Civic functions</li> <li>• Communities in-Focus program</li> <li>• Community Transport program</li> <li>• Corporate Sponsorship program</li> <li>• Craigie Leisure Centre health and fitness programs</li> <li>• Cultural Events program</li> <li>• Environmental health</li> </ul>	<ul style="list-style-type: none"> <li>• Graffiti removal</li> <li>• Library programs, activities and events</li> <li>• Library services</li> <li>• Local history service</li> <li>• Public areas CCTV</li> <li>• Sport and recreation development</li> <li>• Swimming pool inspections</li> <li>• Visual Arts Exhibition program</li> <li>• Volunteer Joondalup program</li> <li>• Youth Development initiatives</li> </ul>
<b>Environment</b>	<ul style="list-style-type: none"> <li>• Bulk waste collection and processing</li> <li>• Emergency Management</li> <li>• Energy management</li> <li>• Environmental education program</li> <li>• Firebreak inspections</li> <li>• Groundwater management</li> <li>• Illegal dumping</li> </ul>	<ul style="list-style-type: none"> <li>• Litter collection</li> <li>• Midge management</li> <li>• Natural areas maintenance</li> <li>• Scheme water management</li> <li>• Waste collection and processing</li> <li>• Waste education program</li> </ul>
<b>Place</b>	<ul style="list-style-type: none"> <li>• Building applications</li> <li>• Building maintenance program</li> <li>• Community venue bookings</li> <li>• Development applications</li> <li>• Drainage maintenance</li> <li>• Land purchase inquiries</li> </ul>	<ul style="list-style-type: none"> <li>• Leases and licences</li> <li>• Parking management</li> <li>• Pathway maintenance</li> <li>• Public open space maintenance</li> <li>• Road maintenance</li> </ul>
<b>Economy</b>	<ul style="list-style-type: none"> <li>• Business engagement</li> <li>• Business events</li> </ul>	<ul style="list-style-type: none"> <li>• Joint Economic Development Initiative</li> <li>• Sector cluster groups</li> </ul>

**TO BE ADDED FOLLOWING ADOPTION**

**Corporate Business Plan 2024–2028**

<b>Leadership</b>	<ul style="list-style-type: none"><li>• Advocacy Framework</li><li>• City electronic communication</li><li>• City publications</li><li>• Community consultation</li><li>• Complaints and compliments management</li><li>• Correspondence to the City</li><li>• Council meetings — community participation</li><li>• Customer care</li></ul>	<ul style="list-style-type: none"><li>• Customer payments</li><li>• Elected Member training</li><li>• Employee recruitment and retention</li><li>• Employee training</li><li>• Freedom of information</li><li>• Grant funding</li><li>• Procurement of goods and services</li><li>• Workplace health and safety</li></ul>
-------------------	---	---

DRAFT

**TO BE ADDED FOLLOWING ADOPTION**

Corporate Business Plan 2024–2028

## Non-capital projects and initiatives:

The following shows how our non-capital projects and initiatives align to the key themes of *Joondalup 2032*. These include projects and activities that will not result in capital expenditure or are not yet ready to be included in the 5-Year Capital Works Program. Detailed descriptions of, and quarterly milestones for the projects and activities are provided under each key theme section of this plan.

<b>Community</b>	<ul style="list-style-type: none"> <li>• Access and Inclusion Plan</li> <li>• Age Friendly Plan</li> <li>• Artificial surf reef — feasibility study</li> <li>• Arts development program</li> <li>• Community Funding Program</li> <li>• Community Safety Plan</li> <li>• Community, Youth Development and Libraries Plan</li> <li>• Dog Management Plan</li> <li>• Heritage List</li> <li>• Joondalup performing arts centre</li> </ul>	<ul style="list-style-type: none"> <li>• Local Heritage Survey</li> <li>• Local laws</li> <li>• NAIDOC Week</li> <li>• Noongar renaming project</li> <li>• Public Art Masterplan and Strategy</li> <li>• Public art projects</li> <li>• Public Heath Plan</li> <li>• Reconciliation Action Plan</li> <li>• Regional Homelessness Plan</li> <li>• Responsible pet ownership — schools' education program</li> </ul>
<b>Environment</b>	<ul style="list-style-type: none"> <li>• Bushfire education program</li> <li>• Bushfire Risk Management Plan</li> <li>• Climate Change Plan</li> <li>• Coastal Hazard Risk Management and Adaptation Plan</li> <li>• Environment Strategy</li> <li>• Food organics, garden organics (FOGO) bin service</li> <li>• Joondalup Lighting Initiative</li> </ul>	<ul style="list-style-type: none"> <li>• Management Plan</li> <li>• Natural area management (major conservation)</li> <li>• Underground power</li> <li>• Waste to energy solution</li> <li>• Waterwise Council Program</li> <li>• Yellagonga Integrated Catchment</li> </ul>
<b>Place</b>	<ul style="list-style-type: none"> <li>• Active reserve and community facility review</li> <li>• Bike Plan</li> <li>• City land portfolio management</li> <li>• Club Night Lights Program and Community Sporting and Recreation Facilities Fund</li> <li>• Heathridge Park Masterplan</li> <li>• Integrated parking compliance system</li> <li>• Integrated Transport Plan</li> <li>• Joondalup City Centre development</li> </ul>	<ul style="list-style-type: none"> <li>• Local planning policies — review and development</li> <li>• Local Planning Scheme No 3 review</li> <li>• Local Planning Strategy review</li> <li>• Ocean Reef Marina</li> <li>• Ocean Reef Sea Sports Club building redevelopment</li> <li>• Review of structure plans</li> <li>• Road Safety Action Plan</li> <li>• State planning reform</li> <li>• Strategic Asset Management Framework review</li> </ul>

**TO BE ADDED FOLLOWING ADOPTION**

**Corporate Business Plan 2024–2028**

<b>Economy</b>	<ul style="list-style-type: none"> <li>• Burns Beach food and beverage facility expression of interest</li> <li>• Destination City Plan</li> <li>• Digital City Plan 2024–2029</li> <li>• Duffy House commercial expression of interest</li> <li>• Event attraction</li> </ul>	<ul style="list-style-type: none"> <li>• International Economic Development Activities Plan</li> <li>• Investment Attraction Framework</li> <li>• Joondalup Innovation Precinct</li> <li>• Place activation</li> <li>• Small Business Friendly Approvals Program</li> </ul>
<b>Leadership</b>	<ul style="list-style-type: none"> <li>• 10-Year Strategic Community Plan</li> <li>• 10-Year Strategic Financial Plan</li> <li>• 5-Year Capital Works Program</li> <li>• 5-Year Corporate Business Plan</li> <li>• Annual Budget</li> <li>• Annual Financial Report</li> <li>• Annual Report</li> <li>• Benefits Realisation Program</li> <li>• City of Joondalup website redevelopment project</li> <li>• Compliance Audit Return</li> <li>• Core system replacement project (Project Axiom)</li> <li>• Council policies — development and review</li> <li>• Customer satisfaction survey</li> <li>• Customer service centralisation</li> <li>• Delegated Authority Manual review</li> </ul>	<ul style="list-style-type: none"> <li>• Elected Member attraction</li> <li>• Elected Member induction program</li> <li>• Elected Member strategic development session</li> <li>• Integrity and conduct annual collection</li> <li>• Local government elections</li> <li>• Local government reform</li> <li>• Organisation review/ administration efficiency assessment</li> <li>• Performance measures</li> <li>• Privacy and Responsible Information Sharing reforms</li> <li>• Recordkeeping Plan</li> <li>• Strategic Community Reference Group</li> <li>• Strategic Position Statements</li> <li>• Strategic Workforce Plan</li> <li>• Submissions to State and Federal Governments</li> <li>• Ward boundary review</li> </ul>

TO BE ADDED FOLLOWING ADOPTION

Corporate Business Plan 2024–2028

## Key priorities for 2024/25:

The following projects and initiatives have been identified by the Council as key priorities for 2024/25.

### Key capital works projects:

Capital works projects are those detailed in our 5-Year Capital Works Program. The following lists the key capital works projects for 2024/25. Note only those capital works projects with reportable actions for 2024/25 have been considered as key capital works projects for this year. These are aligned to the key themes of *Joondalup 2032*. Detailed descriptions, planned completion dates, and total project budgets are provided under each key theme section of this plan.

<b>Community</b>	<ul style="list-style-type: none"> <li>Duncraig Adventure Hub</li> <li>Gibson Park pump track</li> </ul>	<ul style="list-style-type: none"> <li>Santiago Park sports lighting installation</li> <li>Sorrento Surf Life Saving Club redevelopment</li> </ul>
<b>Environment</b>	<ul style="list-style-type: none"> <li>Coastal and estuarine mitigation program</li> </ul>	
<b>Place</b>	<ul style="list-style-type: none"> <li>Eddystone Avenue — Joondalup Drive to Honeybush Drive</li> <li>Greenwood Scout Hall refurbishment</li> <li>Hepburn Avenue — Lilburne Avenue to Walter Padbury Boulevard</li> <li>Hepburn Avenue/Amalfi Drive roundabout improvement</li> <li>Hepburn Avenue/Moolanda Boulevard roundabout construction</li> <li>Hillarys cycle network expansion</li> <li>Joondalup Drive/ Hodges Drive intersection upgrade</li> </ul>	<ul style="list-style-type: none"> <li>Joondalup Drive/Lakeside Drive (north) roundabout</li> <li>Moolanda Boulevard pedestrian footbridge</li> <li>Percy Doyle Football/Tee Ball Clubrooms</li> <li>Prince Regent Park facility upgrade</li> <li>Tom Simpson Park north/south car parks improvements</li> <li>Warwick north cluster parks revitalisation</li> <li>Whitfords West Park — amenity improvements and construction of recreation infrastructure</li> </ul>
<b>Economy</b>	<ul style="list-style-type: none"> <li>Burns Beach — café/kiosk/restaurant</li> </ul>	<ul style="list-style-type: none"> <li>Burns Beach Coastal Node redevelopment</li> </ul>

**TO BE ADDED FOLLOWING ADOPTION**

Corporate Business Plan 2024–2028

## Key non-capital projects and initiatives:

Non-capital projects and initiatives are listed in this plan. The following lists the key non-capital projects and initiatives for 2024/25. These are aligned to the key themes of *Joondalup 2032*. Detailed descriptions and quarterly milestones for these projects and initiatives are provided under each key theme section of this plan.

<b>Community</b>	<ul style="list-style-type: none"> <li>Dog Management Plan</li> <li>Joondalup performing arts centre</li> </ul>
<b>Environment</b>	<ul style="list-style-type: none"> <li>Climate Change Plan</li> <li>Coastal Hazard Risk Management and Adaptation Plan</li> </ul>
<b>Place</b>	<ul style="list-style-type: none"> <li>Heathridge Park Masterplan</li> <li>Integrated parking compliance system</li> <li>Joondalup City Centre development</li> <li>Local Planning Strategy review</li> <li>Ocean Reef Marina</li> </ul>
<b>Economy</b>	<ul style="list-style-type: none"> <li>Investment Attraction Framework</li> <li>Joondalup Innovation Precinct</li> <li>Place activation</li> </ul>
<b>Leadership</b>	<ul style="list-style-type: none"> <li>Core system replacement project (Project Axiom)</li> <li>City of Joondalup website redevelopment project</li> <li>Customer service centralisation</li> <li>Performance measures</li> <li>Privacy and Responsible Information Sharing reforms</li> </ul>

TO BE ADDED FOLLOWING ADOPTION

## 1 Community

### Our goal:

We have a vibrant cultural scene, and our community is friendly, welcoming, caring and supportive. We are prepared for emergencies and feel strong and resilient. We encourage and support local organisations and community-led activities, and feel connected and safe in our neighbourhoods.

---

### Your outcomes:

- 1-1 Healthy and safe  
*You feel healthy and safe in your local community.*
  - 1-2 Inclusive and connected  
*You enjoy local services and programs that cater for different ages, abilities and backgrounds.*
  - 1-3 Active and social  
*You enjoy quality local activities and programs for sport, learning and recreation.*
  - 1-4 Artistic and creative  
*You celebrate, support and participate in art and events in your local area.*
  - 1-5 Cultural and diverse  
*You understand, value and celebrate the City's unique Aboriginal and other diverse cultures and histories.*
-



**TO BE ADDED FOLLOWING ADOPTION**

Corporate Business Plan 2024–2028

## Services:

The following services align to this theme and are delivered to the community, as well as providing internal support to our workforce in the delivery of services, projects and activities. The information below indicates whether the service is statutory or discretionary, the associated costs of delivering the service, the number of full time equivalent (FTE) employees delivering the service, and whether there is a service level change from the previous year — 2022/23.

Service	Net service cost including depreciation	Depreciation	FTE
<b>Community development</b> <i>(statutory and discretionary)</i> <ul style="list-style-type: none"> <li>Aboriginal engagement and reconciliation</li> <li>Access and inclusion</li> <li>Age-friendly initiatives</li> <li>Community initiatives</li> <li>Homelessness</li> <li>Youth initiatives</li> </ul>			
<b>Community safety, compliance and education</b> <i>(statutory and discretionary)</i> <ul style="list-style-type: none"> <li>Animal management</li> <li>Building security management</li> <li>Field patrols/Community amenity</li> <li>Graffiti management</li> <li>Parking</li> <li>Public areas CCTV and public safety</li> </ul>			
<b>Craigie Leisure Centre management</b> <i>(discretionary)</i> <ul style="list-style-type: none"> <li>Craigie Leisure Centre management</li> </ul>			
<b>Cultural events, visual arts and arts development</b> <i>(discretionary)</i> <ul style="list-style-type: none"> <li>Arts development</li> <li>Cultural events</li> <li>Visual arts</li> </ul>			
<b>Emergency management</b> <i>(statutory)</i> <ul style="list-style-type: none"> <li>Emergency management</li> </ul>			

**TO BE ADDED FOLLOWING ADOPTION**

Corporate Business Plan 2024–2028


Service	Net service cost including depreciation	Depreciation	FTE
<b>Health and environmental services</b> <i>(statutory and discretionary)</i> <ul style="list-style-type: none"> <li>• Environmental health approvals</li> <li>• Environmental health investigations and advice</li> <li>• Midge management</li> <li>• Premises inspections</li> </ul>			
<b>Immunisation</b> <i>(discretionary)</i> <ul style="list-style-type: none"> <li>• Immunisation</li> </ul>			
<b>Libraries</b> <i>(statutory and discretionary)</i> <ul style="list-style-type: none"> <li>• Community education and outreach</li> <li>• Library programs, events and activities</li> <li>• Library services</li> <li>• Local history</li> </ul>			
<b>Recreation services</b> <i>(discretionary)</i> <ul style="list-style-type: none"> <li>• Community venue management</li> <li>• Sport and recreation development</li> </ul>			
<b>Total</b>			

**TO BE ADDED FOLLOWING ADOPTION**

Corporate Business Plan 2024–2028


## Plans, strategies and frameworks:

The following plans, strategies and frameworks align to this theme and provide guidance in delivering the projects and activities to achieve our goal. These documents address a range of subject matters and are therefore structured in different ways and customised to achieve the specific objectives being targeted.




### **Access and Inclusion Plan 2021/22–2023/24**

The Access and Inclusion Plan guides us in planning and implementing improvements to access and inclusion across City services, events, venues, communication, and employment. Access and inclusion plans are a requirement of all local governments under the *Disability Services Act 1993*. We provide progress reports annually to the State Government. Despite the extension beyond the originally published timeframe, this plan continues to be operational and meets the City's legislative obligations in this area. The plan will be reviewed in 2024/25 as part of the development of the new Community, Youth Development and Libraries Plan.



### **Age-Friendly Plan 2018/19–2022/23**

The Age-Friendly Plan articulates our commitment to fostering active ageing environments, where opportunities for health, wellbeing, security and participation are maximised to achieve optimal quality of life. The plan addresses the localised needs of an ageing population through the development of effective actions related to the physical and social environment. Despite the extension beyond the originally published timeframe, this plan continues to be operational and meets the City's legislative obligations in this area. The plan will be reviewed in 2024/25 as part of the development of the new Community, Youth Development and Libraries Plan.




### **Cultural Plan 2021–2025**

The Cultural Plan provides strategic direction for our arts and cultural activities over a 5-year period to ensure investment is directed towards the programming and infrastructure most valued by the community. The plan addresses the establishment of a significant cultural facility, investment in accessible visual art, event promotion and attraction, and the promotion of local opportunities for arts development.


**TO BE ADDED FOLLOWING ADOPTION**

Corporate Business Plan 2024–2028



**Local Heritage Survey**

The Local Heritage Survey is an inventory of places which are, or may become, culturally significant to the local community. The survey provides us with a cultural and historical record of the City, assists us in making and implementing decisions that are in harmony with cultural heritage values, and assists us in preparing a Heritage List. All local governments in Western Australia are required to prepare Local Heritage Surveys under the *Heritage Act 2018* and subsidiary legislation.



**Regional Homelessness Plan 2022/23–2025/26**

The Regional Homelessness Plan is a joint plan with the City of Wanneroo which clarifies our roles in addressing homelessness through a strong coordinated response. The Plan includes a series of actions which demonstrate our commitment to ensuring that people at-risk of experiencing homelessness have the optimum opportunity to improve their circumstances.

TO BE ADDED FOLLOWING ADOPTION

Corporate Business Plan 2024–2028

## Outcome 1-1 Healthy and safe

*You feel healthy and safe in your local community.*

### Ongoing programs and activities:

Program/activity	Actions for 2024/25	Quarterly measure
<b>Animal management</b>  Promotion of and support for responsible pet ownership and compliance with the <i>Dog Act 1976</i> and the <i>Cat Act 2011</i> , and subsidiary legislation	Register dogs and cats in accordance with legislative requirements.	<ul style="list-style-type: none"> <li>• Number of dogs registered with the City.</li> <li>• Number of new dog registrations completed.</li> <li>• Number of cats registered with the City.</li> <li>• Number of new cat registrations completed.</li> </ul>
	Investigate and take appropriate action in relation to reported dog incidents.	<ul style="list-style-type: none"> <li>• Number of dog attacks reported.</li> <li>• Number of wandering dogs reported.</li> <li>• Number of property inspections undertaken in relation to dog incidents.</li> <li>• Number of infringements and cautions issued in relation to dog incidents.</li> </ul>
<b>Environmental health</b>  Environmental health initiatives and programs in the community, including inspections and assessments relating to immunisation, food, noise, disease, pest control and safety in accordance with the <i>Public Health Act 2016</i> and subsidiary legislation, and relevant local laws.	Deliver immunisations through clinics and a school-based immunisation program.	<ul style="list-style-type: none"> <li>• Number of children immunised.</li> <li>• Number of vaccinations administered.</li> </ul>
	Determine environmental health applications received in accordance with legislative requirements.	<ul style="list-style-type: none"> <li>• Number of environmental health approvals determined.</li> </ul>
	Respond to requests and complaints on a range of environmental health matters.	<ul style="list-style-type: none"> <li>• Number of environmental health investigations completed.</li> </ul>
	Undertake premises inspections for the purposes of managing public health risks.	<ul style="list-style-type: none"> <li>• Number of premises inspections conducted.</li> </ul>
<b>Graffiti removal</b>  Removal of graffiti from public spaces to minimise the impact of criminal damage and promote safe and welcoming neighbourhoods.	Remove graffiti from public spaces within 2 working days.	<ul style="list-style-type: none"> <li>• Number of graffiti removals completed.</li> <li>• Percentage of graffiti removals completed within 2 working days of reporting.</li> </ul>

**TO BE ADDED FOLLOWING ADOPTION**

**Corporate Business Plan 2024–2028**

Program/activity	Actions for 2024/25	Quarterly measure
<b>Public areas CCTV</b>  Operation and management of the City's CCTV network to deter criminal, anti-social and suspicious activity.	Provide CCTV footage to Western Australia Police, as requested, in accordance with legislative requirements.	<ul style="list-style-type: none"> <li>Number of requests for CCTV images by Western Australia Police.</li> </ul>
<b>Swimming pool inspections</b>  Inspections of all private swimming pools across the City at least once every 4 years in accordance with <i>Building Act 2011</i> and subsidiary legislation.	Deliver the swimming pool barrier inspection program in accordance with legislative requirements.	<ul style="list-style-type: none"> <li>Number of regulatory (4-yearly) swimming pool inspections.</li> <li>Number of additional (follow-up) swimming pool inspections.</li> </ul>

**Non-capital projects and initiatives:**

**Denotes key priority for 2024/25**

Project/initiative	Milestones for 2024/25	2025/26	2026/27	2027/28	2028/29
<b>Community Safety Plan</b>  A plan that addresses community safety issues across the City, including parking management, animal management, CCTV, graffiti removal and community amenity. The plan ensures the community feels connected and safe through direct service provision, as well as supporting and encouraging local organisations and community-led activities.	Q1	<ul style="list-style-type: none"> <li>Present the draft Community Safety Plan 2025–2029 to Council seeking endorsement to undertake community consultation.</li> <li>Undertake community consultation on the draft Community Safety Plan 2025–2029.</li> </ul>			
	Q2	<ul style="list-style-type: none"> <li>Present the outcomes from the community consultation on the draft Community Safety Plan 2025–2029 and any proposed changes to Council seeking endorsement.</li> </ul>			
	Q3	●	●	●	●
	Q4	<ul style="list-style-type: none"> <li>Deliver scheduled actions from the Community Safety Plan 2025–2029 for the quarter.</li> </ul>			

TO BE ADDED FOLLOWING ADOPTION

Corporate Business Plan 2024–2028

Project/initiative	Milestones for 2024/25	2025/26	2026/27	2027/28	2028/29
<b>Dog Management Plan</b>  A new plan to guide the City's approach to managing dogs within the district, including legislative and regulatory instruments, behavioural management, and community education and awareness.	Q1	• Present the proposed approach to developing the Dog Management Plan to Elected Members seeking feedback.			
	Q2	• Undertake community consultation to inform development of the draft Dog Management Plan 2025–2035.			
	Q3	• Progress development of the draft Dog Management Plan 2025–2035.			
	Q4	• Finalise development of the draft Dog Management Plan 2025–2035.			
<b>Local laws</b>  Local laws made under the <i>Local Government Act 1995</i> and subsidiary legislation to cover matters considered necessary for the good government of the City. Local laws are reviewed every 8 years in accordance with the Act. The next 8-yearly review is set to take place in 2029/30.	Q1	• Progress amendments to local laws as required.			
	Q2	• Progress amendments to local laws as required.			
	Q3	• Progress amendments to local laws as required.			
	Q4	• Progress amendments to local laws as required.			
<b>Public Health Plan</b>  A new plan to respond to local health risks and establish objectives and policy priorities for the promotion and protection of public health in the City. Development of a new public health plan is a requirement under Stage 5, Phase 5A implementation of the <i>WA Public Health Act 2016</i> and subsidiary legislation.	Q1	• Prepare a project plan for the development of a draft Public Health Plan 2026–2031.			
	Q2	• Commence the collection and review of public health data.			
	Q3	• Progress the collection and review of public health data.			
	Q4	• Progress the collection and review of public health data. • Undertake community consultation to inform development of the draft Public Health Plan 2026–2031.			

TO BE ADDED FOLLOWING ADOPTION

Corporate Business Plan 2024–2028

Project/initiative	Milestones for 2024/25			2025/26	2026/27	2027/28	2028/29
<b>Responsible pet ownership — schools' education program</b>  A new education program to encourage and educate school children on responsible pet ownership.	Q1						
	Q2						
	Q3						
	Q4	• Deliver scheduled activities and events as part of the schools' education program for the quarter.			●	●	●

DRAFT



TO BE ADDED FOLLOWING ADOPTION

Corporate Business Plan 2024–2028

## Outcome 1-2 Inclusive and connected

*You enjoy local services and programs that cater for different ages, abilities and backgrounds.*

### Ongoing programs and activities:

Program/activity	Actions for 2024/25	Quarterly measure
<b>Communities in-Focus program</b>  A capacity building program for community groups to identify and build on the existing skills, experience and knowledge already present.	Deliver scheduled programs, activities and events as part of the Communities in-Focus program.	<ul style="list-style-type: none"> <li>List of programs, activities and events delivered as part of the Communities in-Focus program.</li> <li>Number of attendees per program, activity and event delivered as part of the Communities in-Focus program.</li> </ul>
<b>Community Transport program</b>  A service for eligible community members that provides affordable transport from the home to local shopping centres and libraries.	Deliver the Community Transport program to eligible community members.	<ul style="list-style-type: none"> <li>Number of unique and total passengers serviced by the Community Transport program.</li> <li>Number of trips made as part of the Community Transport program.</li> </ul>
<b>Volunteer Joondalup program</b>  A range of programs, activities and events that promote volunteering opportunities, and encourage greater volunteerism within the community.	Deliver scheduled programs, activities and events as part of the Volunteer Joondalup program.	<ul style="list-style-type: none"> <li>List of programs, activities and events delivered as part of the Volunteer Joondalup program.</li> <li>Number of attendees per program, activity and event delivered as part of the Volunteer Joondalup program.</li> <li>Number of volunteer engagements made through the Joondalup Volunteer Resource Centre.</li> </ul>

**TO BE ADDED FOLLOWING ADOPTION**

**Corporate Business Plan 2024–2028**

Program/activity	Actions for 2024/25	Quarterly measure
<b>Youth Development initiatives</b>  A range of programs, activities and events that foster healthy, resilient, informed and engaged young people, and promote and celebrate the role of young people in the community.	Deliver scheduled programs, activities and events through the City's youth centres.	<ul style="list-style-type: none"> <li>List of programs, activities and events delivered through the City's youth centres.</li> <li>Number of participants per program, activity and event delivered through the City's youth centres.</li> </ul>
	Deliver scheduled programs, activities and events through the Youth Truck.	<ul style="list-style-type: none"> <li>List of programs, activities and events delivered through the Youth Truck.</li> <li>Number of participants per program, activity and event delivered through the Youth Truck.</li> </ul>
	Deliver scheduled programs, activities and events as part of the Youth Events program.	<ul style="list-style-type: none"> <li>List of programs, activities and events delivered as part of the Youth Events program.</li> <li>Number of participants per program, activity and event delivered as part of the Youth Events program.</li> </ul>

**Non-capital projects and initiatives:**

**Denotes key priority for 2024/25**

Project/initiative	Milestones for 2024/25	2025/26	2026/27	2027/28	2028/29
<b>Access and Inclusion Plan</b>  A plan which contributes towards the creation of accessible and inclusive communities through the provision and improvement of services, events, processes, and spaces for the community.	Q1	<ul style="list-style-type: none"> <li>Deliver scheduled actions from the Access and Inclusion Plan 2021/22–2023/24 for the quarter.</li> <li>Present the Access and Inclusion 2021/22–2023/24 Annual Progress Report to the Department of Communities.</li> </ul>			
	Q2	<ul style="list-style-type: none"> <li>Deliver scheduled actions from the Access and Inclusion Plan 2021/22–2023/24 for the quarter.</li> <li>Present the Access and Inclusion 2021/22–2023/24 Annual Progress Report to Council for noting.</li> </ul>	●	●	●
	Q3	<ul style="list-style-type: none"> <li>Deliver scheduled actions from the Access and Inclusion Plan 2021/22–2023/24 for the quarter.</li> </ul>			
	Q4	<ul style="list-style-type: none"> <li>Deliver scheduled actions from the Access and Inclusion Plan 2021/22–2023/24 for the quarter.</li> </ul>			

TO BE ADDED FOLLOWING ADOPTION

Corporate Business Plan 2024–2028

Project/initiative	Milestones for 2024/25	2025/26	2026/27	2027/28	2028/29
<b>Age Friendly Plan</b>  A plan which articulates the City's commitment to fostering active ageing environments, where opportunities for health, wellbeing, security, and participation are maximised to achieve optimal quality of life.	Q1	• Deliver scheduled actions from the Age-Friendly Plan 2018/19–2022/23 for the quarter.			
	Q2	• Deliver scheduled actions from the Age-Friendly Plan 2018/19–2022/23 for the quarter. • Present the Age-Friendly Plan 2018/19–2022/23 Annual Progress Report to Council for noting.			
	Q3	• Deliver scheduled actions from the Age-Friendly Plan 2018/19–2022/23 for the quarter.			
	Q4	• Deliver scheduled actions from the Age-Friendly Plan 2018/19–2022/23 for the quarter.			
<b>Community Funding Program</b>  A funding program consisting of two rounds intended for the delivery of community-initiated projects, programs and events that benefit the City of Joondalup community.	Q1	• Advertise round 1 of the Community Funding Program and deliver information workshops. • Evaluate the submissions received and provide recommendations for round 1 of the Community Funding Program.			
	Q2	• Present the applicants for funding greater than \$10,000 to Council for consideration. • Issue the funding agreements and payments for successful applicants of round 1 of the Community Funding Program.			
	Q3	• Advertise round 2 of the Community Funding Program and deliver information workshops. • Evaluate the submissions received and provide recommendations for round 2 of the Community Funding Program.			
	Q4	• Present the applicants for funding greater than \$10,000 to Council for consideration. • Issue the funding agreements and payments for successful applicants of round 2 of the Community Funding Program.			

TO BE ADDED FOLLOWING ADOPTION

Corporate Business Plan 2024–2028

Project/initiative	Milestones for 2024/25				2025/26	2026/27	2027/28	2028/29
<b>Regional Homelessness Plan</b>  A joint plan with the City of Wanneroo which includes a series of actions that demonstrate the Cities' commitment to ensuring people at-risk of experiencing homelessness have the optimum opportunity to improve their circumstances.	Q1	• Deliver scheduled actions from the Regional Homelessness Plan 2022/23–2025/26 for the quarter.						
	Q2	• Deliver scheduled actions from the Regional Homelessness Plan 2022/23–2025/26 for the quarter. • Present the Regional Homelessness Plan 2023/24 Annual Progress Report to Council for noting.			●	●	●	●
	Q3	• Deliver scheduled actions from the Regional Homelessness Plan 2022/23–2025/26 for the quarter.						
	Q4	• Deliver scheduled actions from the Regional Homelessness Plan 2022/23–2025/26 for the quarter.						

TO BE ADDED FOLLOWING ADOPTION

Corporate Business Plan 2024–2028

## Outcome 1-3 Active and social

*You enjoy quality local activities and programs for sport, learning and recreation.*

### Key capital works projects:

Capital works project	Suburb	Planned completion*	Total project budget
<b>Gibson Park pump track</b>  This project will include a pump track designed to cater for entry level BMX users. The facility will incorporate a loop circuit and asphalt track with a range of rolling humps (rollers). The project may also include complementary infrastructure, such as seating, an accessible path and a picnic setting. Construction is expected to be completed in 2024/25.	Padbury	2024/25	
<b>Duncraig Adventure Hub</b>  This project will develop a youth facility at Percy Doyle Reserve, Duncraig. The project includes a skate park, BMX pump and jump track, multi-purpose court, play space, and a youth plaza with picnic infrastructure, barbecues, toilets, lighting, CCTV and food truck bays. Construction is expected to be completed in 2024/25.	Duncraig	2024/25	
<b>Santiago Park sports lighting installation</b>  This project will install four new lighting poles and sports lights to the required standards for large ball sports. Construction is expected to be completed in 2024/25.	Ocean Reef	2024/25	
<b>Sorrento Surf Life Saving Club redevelopment</b>  This project will redevelop the existing Sorrento Surf Life Saving Club facility. The redevelopment includes a commercial component and will aim to support and enhance usage. The existing facility is currently leased by the Sorrento Surf Life Saving Club, which is one of the largest clubs in the City with over 2,000 members. In 2024/25, the detailed design will be completed.	Sorrento	2026/27	

\*Planned completion refers to the completion of construction works; other actions, such as inspections, launches, etc, may occur after this date.

TO BE ADDED FOLLOWING ADOPTION

Corporate Business Plan 2024–2028

### Ongoing programs and activities:

Program/activity	Actions for 2024/25	Quarterly measure
<b>Sport and recreation development</b>  A range of programs, activities, events and one-on-one assistance provided to local club volunteers to assist them in performing their roles and ensuring ongoing club sustainability and success.	Deliver programs, activities, events and one-on-one assistance to sports and recreation clubs, as required.	<ul style="list-style-type: none"> <li>• Number of programs, activities, events and one-on-one assistance provided.</li> <li>• Number of clubs engaged.</li> </ul>
<b>Craigie Leisure Centre health and fitness programs</b>  A range of programs delivered at Craigie Leisure Centre to promote health and fitness, including gym memberships, group fitness, leisure and aquatics programs.	Deliver health and fitness programs at the Craigie Leisure Centre in accordance with service level objectives.	<ul style="list-style-type: none"> <li>• Number of visitors to Craigie Leisure Centre.</li> <li>• Number of Craigie Leisure Centre members (at end of quarter).</li> <li>• Number of swim school enrolments (at end of quarter).</li> </ul>
<b>Library programs, activities and events</b>  A range of programs, events and activities that provide opportunities for the community to learn, recreate and connect, with a focus on life-long learning and literacy.	Deliver scheduled programs, activities and events at the City of Joondalup libraries.	<ul style="list-style-type: none"> <li>• Number of programs, activities and events delivered at the City of Joondalup libraries.</li> <li>• Number of participants across all programs, activities and events delivered at the City of Joondalup libraries.</li> </ul>
<b>Library services</b>  Provision of library resources and services at City of Joondalup libraries and online, as well the provision of safe, flexible, and accessible spaces for the community.	Deliver library services at the City of Joondalup libraries.	<ul style="list-style-type: none"> <li>• Number of visitors to City of Joondalup libraries.</li> <li>• Number of loans issued at City of Joondalup libraries.</li> <li>• Number of WiFi logins and PC bookings at City of Joondalup libraries.</li> </ul>
	Deliver the Books on Wheels service to eligible community members.	<ul style="list-style-type: none"> <li>• Number of individual customers of the Books on Wheels service.</li> <li>• Number of items issued through the Books on Wheels service.</li> </ul>

TO BE ADDED FOLLOWING ADOPTION

Corporate Business Plan 2024–2028

### Non-capital projects and initiatives:

Denotes key priority for 2024/25

Project/initiative	Milestones for 2024/25	2025/26	2026/27	2027/28	2028/29
<b>Artificial surf reef — feasibility study</b>  Investigations into a potential artificial surf reef between Mullaloo Point and Ocean Reef Marina.	Q1 • Progress the pre-feasibility assessment for an artificial surf reef.				
	Q2 • Progress the pre-feasibility assessment for an artificial surf reef.				
	Q3 • Finalise the pre-feasibility assessment for an artificial surf reef.	●			
	Q4 • Present the pre-feasibility assessment for an artificial surf reef to Elected Members seeking feedback.				
<b>Community, Youth Development and Libraries Plan</b>  A new plan for the integrated delivery of City programs and infrastructure that support community development, youth development, library services, access and inclusion, and age-friendly communities.	Q1 • Progress the development of the draft Community, Youth Development and Libraries Plan.				
	Q2 • Progress the development of the draft Community, Youth Development and Libraries Plan.	●	●	●	●
	Q3 • Progress the development of the draft Community, Youth Development and Libraries Plan.				
	Q4 • Present the draft Community, Youth Development and Libraries Plan to Elected Members seeking feedback.				

TO BE ADDED FOLLOWING ADOPTION

Corporate Business Plan 2024–2028

## Outcome 1-4 Artistic and creative

*You celebrate, support and participate in art and events in your local area.*

### Ongoing programs and activities:

Program/activity	Actions for 2024/25	Quarterly measure
<b>Art collection maintenance and acquisitions</b>  Activities related to the City's Art Collection, including acquisition, maintenance and management.	Manage the City's art collection, including maintenance and acquisitions.	<ul style="list-style-type: none"> <li>List of new artwork acquired for the City's art collection.</li> <li>Value of each new artwork acquired for the City's art collection.</li> </ul>
<b>Corporate Sponsorship program</b>  A program that supports external organisations to deliver events which benefit the local community, provide positive exposure for the City's brand, and stimulate local economic activity.	Provide sponsorship and donations for external events in accordance with the City's Corporate Sponsorship Program Guidelines.	<ul style="list-style-type: none"> <li>Number of sponsorship requests received.</li> <li>List of events sponsored by the City.</li> <li>Value of each sponsorship provided by the City.</li> </ul>
<b>Cultural Events program</b>  An annual program of cultural events that build community spirit and cultural identity. Programs offer access to the arts for the local community via attendance and participation. Program also offers destination events to bring visitors to the region.	Deliver scheduled events as part of the Cultural Events program.	<ul style="list-style-type: none"> <li>List of events delivered as part of the Cultural Events program.</li> <li>Number of attendees per event delivered as part of the Cultural Events program.</li> <li>Percentage attendee satisfaction per event delivered as part of the Cultural Events program.</li> </ul>



**TO BE ADDED FOLLOWING ADOPTION**

Corporate Business Plan 2024–2028

Program/activity	Actions for 2024/25	Quarterly measure
<b>Visual Arts Exhibition program</b>  An annual program of visual arts that provides the community with access to contemporary, quality artworks, supports local arts development, and promotes Joondalup as a vibrant cultural destination.	Deliver scheduled events as part of the Visual Arts Exhibition program.	<ul style="list-style-type: none"> <li>List of events delivered as part of the Visual Arts Exhibition program.</li> <li>Number of attendees per event delivered as part of the Visual Arts Exhibition program.</li> <li>Percentage attendee satisfaction per event delivered as part of the Visual Arts Exhibition program.</li> </ul>

**Non-capital projects and initiatives:**

**Denotes key priority for 2024/25**

Project/initiative	Milestones for 2024/25	2025/26	2026/27	2027/28	2028/29
<b>Arts development program</b>  An annual program of community arts development activities, including the Arts in Focus program, Community Funding, Arts Development Scheme and Connecting Creatives database.	Q1	• Advertise the Arts Development Scheme funding program. • Evaluate the submissions received and provide recommendations for the Arts Development Scheme funding program.			
	Q2	• Present the applicants for funding greater than \$10,000 to Council for consideration. • Issue the funding agreements and payments for successful applicants of the Arts Development Scheme funding program.	●	●	●
	Q3				
	Q4				

TO BE ADDED FOLLOWING ADOPTION

Corporate Business Plan 2024–2028

Project/initiative	Milestones for 2024/25	2025/26	2026/27	2027/28	2028/29
<b>Joondalup performing arts centre</b>  Investigations into an arts facility proposed for the hosting of performing arts and cultural events and other activities within the Joondalup City Centre.	Q1	<ul style="list-style-type: none"> <li>Progress actions towards the development of a business case for a Joondalup performing arts centre.</li> <li>Present reports to Elected Members on the progress and status of the project as required.</li> </ul>			
	Q2	<ul style="list-style-type: none"> <li>Progress actions towards the development of a business case for a Joondalup performing arts centre.</li> <li>Present reports to Elected Members on the progress and status of the project as required.</li> </ul>			
	Q3	<ul style="list-style-type: none"> <li>Progress actions towards the development of a business case for a Joondalup performing arts centre.</li> <li>Present reports to Elected Members on the progress and status of the project as required.</li> </ul>			
	Q4	<ul style="list-style-type: none"> <li>Progress actions towards the development of a business case for a Joondalup performing arts centre.</li> <li>Present reports to Elected Members on the progress and status of the project as required.</li> </ul>			
<b>Public Art Masterplan and Strategy</b>  A masterplan and strategy that defines the principles and priorities for public art in the City and guides resources and funding towards relevant public art projects that enhance the City's built environment, distinctive natural assets, significant Noongar sites, historic locations and key destinations.	Q1	<ul style="list-style-type: none"> <li>Present the Public Art Masterplan and Strategy to Council seeking endorsement.</li> <li>Present the revised draft Public Art Council Policy to the Policy Committee and Council seeking adoption.</li> <li>Present the draft Percent for Art Local Planning Policy to the Policy Committee and Council seeking approval to undertake community consultation.</li> </ul>			
	Q2	<ul style="list-style-type: none"> <li>Undertake community consultation on the draft Percent for Art Local Planning Policy.</li> </ul>			
	Q3	<ul style="list-style-type: none"> <li>Present the outcomes of the community consultation on the draft Percent for Art Local Planning Policy and any proposed changes to the Policy Committee and Council seeking adoption.</li> </ul>			
	Q4				

TO BE ADDED FOLLOWING ADOPTION

Corporate Business Plan 2024–2028

Project/initiative	Milestones for 2024/25				2025/26	2026/27	2027/28	2028/29
<b>Public art projects</b>  Public art projects delivered in accordance with the Public Art Masterplan and Strategy that contribute to an appreciation of the City's cultural and natural heritage and enhance the public realm.	Q1	No milestones in 2024/25.						
	Q2							
	Q3					●	●	●
	Q4							●

TO BE ADDED FOLLOWING ADOPTION

Corporate Business Plan 2024–2028

## Outcome 1-5 Cultural and diverse

*You understand, value and celebrate the City's unique Aboriginal and other diverse cultures and histories.*

### Ongoing programs and activities:

Program/activity	Actions for 2024/25	Quarterly measure
<b>Civic functions</b>  Delivery of high-quality civic functions that recognise the valuable contributions of key City stakeholders.	Deliver scheduled civic functions.	<ul style="list-style-type: none"> <li>• List of civic functions delivered.</li> <li>• Number of attendees per civic function.</li> </ul>
<b>Citizenship ceremonies</b>  Delivery of citizenship ceremonies in accordance with the Department of Home Affairs' guidelines.	Deliver scheduled citizenship ceremonies.	<ul style="list-style-type: none"> <li>• Number of citizenship ceremonies conducted.</li> <li>• Number of new citizens taking the pledge of commitment.</li> </ul>
<b>Local history service</b>  A curated library collection that preserves, shares and celebrates the City's local and regional history.	Deliver scheduled local history programs, activities and events at the City of Joondalup libraries.	<ul style="list-style-type: none"> <li>• List of local history programs, activities and events delivered at the City of Joondalup libraries.</li> <li>• Number of attendees per local history program, activity and event delivered at the City of Joondalup libraries.</li> <li>• Number of new items added to the City's local history collection.</li> </ul>

TO BE ADDED FOLLOWING ADOPTION

Corporate Business Plan 2024–2028

### Non-capital projects and initiatives:

Denotes key priority for 2024/25

Project/initiative	Milestones for 2024/25	2025/26	2026/27	2027/28	2028/29
<b>Heritage List</b>	Q1				
A statutory list of the most significant heritage places which forms part of the City's Local Planning Scheme. Heritage Lists are prepared under the <i>Planning and Development Act 2005</i> and subsidiary legislation.	Q2				
	Q3	●			
	Q4				
<b>Local Heritage Survey</b>	Q1				
An inventory of places which are, or may become, culturally significant to the local community. All local governments in Western Australia are required to prepare Local Heritage Surveys under the <i>Heritage Act 2018</i> and subsidiary legislation.	Q2				
	Q3				●
	Q4				
<b>NAIDOC Week</b>	Q1				
Events and programs to mark national NAIDOC Week which celebrates and recognises the history, culture and achievements of Aboriginal and Torres Strait Islander peoples.	Q2	●	●	●	●
	Q3				
	Q4				

TO BE ADDED FOLLOWING ADOPTION

Corporate Business Plan 2024–2028

Project/initiative	Milestones for 2024/25	2025/26	2026/27	2027/28	2028/29
<b>Noongar renaming project</b>  Engagement with external Aboriginal-led consultants to explore options for renaming select City places using Noongar names.	Q1	• Liaise with external consultants to progress investigations into options for Aboriginal names.			
	Q2	• Liaise with external consultants to progress investigations into options for Aboriginal names.			
	Q3	• Liaise with external consultants to progress investigations into options for Aboriginal names.			
	Q4	• Present the findings and recommendations from the external consultants to Elected Members.			
<b>Reconciliation Action Plan</b>  A plan which sets out the City's commitment to reconciliation and engagement with Aboriginal and Torres Strait Islander peoples. The plan gives the City an opportunity to think deeply about what reconciliation means to the organisation and community, and implement a Reconciliation Action Plan that is localised, unique and leaves an effect of lasting change.	Q1	• Present the final Reconciliation Action Plan 2024–2026 to Reconciliation Australia seeking endorsement. • Deliver scheduled actions from the Reconciliation Action Plan 2024–2026 for the quarter.			
	Q2	• Deliver scheduled actions from the Reconciliation Action Plan 2024–2026 for the quarter.			
	Q3	• Deliver scheduled actions from the Reconciliation Action Plan 2024–2026 for the quarter.			
	Q4	• Deliver scheduled actions from the Reconciliation Action Plan 2024–2026 for the quarter.			

TO BE ADDED FOLLOWING ADOPTION

Corporate Business Plan 2024–2028

## 2 Environment

### Our goal:

We have a beautiful natural environment which we care for and protect. We demonstrate best-practice in sustainability and environmental management. Our community is actively involved in conservation and sustainability initiatives and we share responsibility for preserving our natural assets for future generations.

### Your outcomes:

- 2-1 Managed and protected  
*You value and enjoy the biodiversity in local bushland, wetland and coastal areas.*
- 2-2 Clean and sustainable  
*You are supported to minimise waste and live sustainably in a clean environment.*
- 2-3 Responsible and efficient  
*You benefit from a responsible and efficient use of natural resources.*
- 2-4 Resilient and prepared  
*You understand and are prepared for the impacts of climate change and natural disasters.*

TO BE ADDED FOLLOWING ADOPTION

Corporate Business Plan 2024–2028

## Services:

The following services align to this theme and are delivered to the community, as well as providing internal support to our workforce in the delivery of services, projects and activities. The information below indicates whether the service is statutory or discretionary, the associated costs of delivering the service, the number of full time equivalent (FTE) employees delivering the service, and whether there is a service level change from the previous year — 2022/23.

Service	Net service cost including depreciation	Depreciation	FTE
<b>Environmental planning and development</b> <i>(statutory and discretionary)</i> <ul style="list-style-type: none"> <li>• Environmental education and leadership</li> <li>• Environmental planning</li> <li>• Environmental reporting</li> <li>• Environmental strategies</li> <li>• Natural areas and catchment management</li> </ul>			
<b>Litter collection</b> <i>(discretionary)</i> <ul style="list-style-type: none"> <li>• Litter collection</li> </ul>			
<b>Natural areas management</b> <i>(statutory and discretionary)</i> <ul style="list-style-type: none"> <li>• Conservation works</li> <li>• Natural areas maintenance</li> </ul>			
<b>Technical engineering support services</b> <i>(statutory and discretionary)</i> <ul style="list-style-type: none"> <li>• Coastal monitoring and adaptation management</li> <li>• Rainfall monitoring and stormwater management</li> <li>• Urban development advice</li> </ul>			



TO BE ADDED FOLLOWING ADOPTION

Corporate Business Plan 2024–2028

Service	Net service cost including depreciation	Depreciation	FTE
<b>Waste management</b> <i>(statutory and discretionary)</i> <ul style="list-style-type: none"> <li>• Bulk green waste collection</li> <li>• Bulk hard waste collection</li> <li>• General waste collection</li> <li>• Green waste collection</li> <li>• Recycling collection</li> <li>• Regional partnerships management</li> <li>• Waste education</li> </ul>			
<b>Natural areas/buildings not allocated to an FTE or specific service*</b>			
<b>Total</b>			


\*Direct expenditure against an asset is identified separately to inform maintenance and renewal programs. This expenditure includes utility, maintenance and external contractor costs. Natural area/building assets may be used in the delivery of a range of services and programs in the Environment key theme and have therefore not been linked to one specific service. Allocating costs against an asset allows the City to capture data which informs maintenance, replacement and capital works programs.

TO BE ADDED FOLLOWING ADOPTION

Corporate Business Plan 2024–2028


## Plans, strategies and frameworks:

The following plans, strategies and frameworks align to this theme and provide guidance in delivering the projects and activities to achieve our goal. These documents address a range of subject matters and are therefore structured in different ways and customised to achieve the specific objectives being targeted.




### Bushfire Risk Management Plan 2018–2023

The Bushfire Risk Management Plan guides us in providing a coordinated and efficient approach to the identification, assessment and treatment of assets exposed to bushfire-related risk within the City of Joondalup. The overarching objective of the plan is to effectively manage bushfire-related risk within the City in order to protect people, assets and the environment. This plan is currently under review.



### City of Joondalup Local Emergency Management Arrangements

The City of Joondalup Local Emergency Management Arrangements provide an operational guide for the recovery phase of an emergency that might occur in our region. The aim of the document is to detail our emergency management arrangements and to ensure that a recorded understanding exists between the agencies and stakeholders involved in managing emergencies within the City. Local emergency management arrangements are a requirement for all local governments under the *Emergency Management Act 2005*.




### Climate Change Strategy 2014–2019

The Climate Change Strategy guides our planning for the future impacts of climate change across a range of areas relevant to local government, including infrastructure, health services, water management, emergency management, and the natural environment. The strategy includes mitigation and adaptation strategies, to both minimise the severity of climate change, and help us to prepare and adapt to current and future impacts of climate change. This strategy has reached the end of its 5-year period and is currently under review. A new plan will be finalised in 2024/25.


**TO BE ADDED FOLLOWING ADOPTION**

Corporate Business Plan 2024–2028




**Coastal Infrastructure Adaptation Plan 2018–2026**

The Coastal Infrastructure Adaptation Plan guides our response to the future impacts of climate change along the coastline. The plan aims to ensure we are adequately prepared to adapt to current and future coastal hazards, and to ensure the risk to City of Joondalup infrastructure and assets is minimised.



**Draft Environment Strategy 2024–2034**

The draft Environment Strategy outlines our commitment to conserving, enhancing and rehabilitating the City of Joondalup's natural assets to ensure the long-term protection of the environment for future generations. The strategy guides our strategic response to local environmental pressures, and ensures that our operations are delivered in an environmentally-sustainable manner and that we take measures to effectively influence positive environmental behaviours within the community. This strategy will be finalised in 2024/25.



**Natural Area Management Plans**

We have a range of Natural Area Management Plans which cover a number of sites across the City of Joondalup, including Central Park, Craigie Bushland, Hepburn Heights Conservation Area, Hillarys–Kallaroo Foreshore Reserve, Iluka-Burns Beach Foreshore Reserve, Lilburne Park, Marmion Foreshore Reserve, Mullaloo Foreshore Reserve, Ocean Reef Foreshore Reserve, Shepherds Bush Reserve, Sorrento Foreshore Reserve, and Warwick Open Space Bushland. These plans provide a framework for protecting and enhancing biodiversity values, whilst maintaining appropriate community access and awareness of the sites. The plans are used to guide our maintenance and capital works schedules, as well as provide guidance to our employees, contractors and Friends' Groups.




**Local Government Waste Plan — City of Joondalup**

The Local Government Waste Plan leads our waste management practices which align with the objectives of the State Waste Avoidance and Resource Recovery Strategy 2030. The Plan focuses on improving our practices and providing the groundwork to inform the long-term planning for waste. Waste management plans are a requirement of all local governments under the *Waste Avoidance and Resource Recovery Act 2007*.


**TO BE ADDED FOLLOWING ADOPTION**

Corporate Business Plan 2024–2028




**Pathogen Management Plan 2018–2028**

The Pathogen Management Plan identifies pathogen risk factors, prioritises natural areas for pathogen management and identifies key management actions to protect the City's biodiversity values. The plan provides guidance on the management of pathogens within the City to minimise the risk of pathogen introduction and spread, and identifies strategies to engage the community and key stakeholders in order to raise the awareness of pathogens within the City of Joondalup.




**Weed Management Plan 2023–2033**

The Weed Management Plan details an integrated weed management approach which prevents, monitors and controls the spread of weeds within the City of Joondalup. The plan guides our ongoing weed management of natural areas, parks and urban landscaping areas to protect native vegetation and ecosystems, as well as the amenity, functionality and aesthetics of parks and urban landscaping areas.



**Yellagonga Integrated Catchment Management Plan 2021–2026**

The Yellagonga Integrated Catchment Management Plan is a joint plan with the City of Wanneroo which provides a holistic and long-term strategic framework to improve catchment health and protect the diverse values of Yellagonga Regional Park. The Yellagonga Integrated Catchment Management Plan ensures the continued collaborative delivery of the projects that have proven to be effective in monitoring and improving the health of the Yellagonga wetlands.



**Waterwise Council Action Plan 2021–2026**

The Waterwise Council Action Plan outlines the City's waterwise vision and provides strategic direction for the City's water management goals and actions over the next five years. The plan addresses both corporate and community water management goals and actions as aspects of a waterwise city.

TO BE ADDED FOLLOWING ADOPTION

Corporate Business Plan 2024–2028

## Outcome 2-1 Managed and protected

*You value and enjoy the biodiversity in local bushland, wetland and coastal areas.*

### Capital works programs:

Program	Expenditure for 2024/25		Revenue for 2024/25	
<b>Park and public open space</b>				
Foreshores and natural areas program				

### Ongoing programs and activities:

Program/activity	Actions for 2024/25	Quarterly measure
<b>Midge management</b>  Monitoring of midge larvae populations and the provision of treatments, as required, to mitigate nuisance adult midge at Lake Goollelal and Lake Joondalup.	Monitor seasonal midge larvae and undertake treatments, as required.	<ul style="list-style-type: none"> <li>Number of sampling events performed.</li> <li>Number of midge treatments applied.</li> </ul>
<b>Natural areas maintenance</b>  Coordination and implementation of maintenance programs which protect and enhance biodiversity values, whilst maintaining appropriate community access and awareness of natural areas.	Undertake maintenance activities in natural areas.  Provide support and technical advice to friends' groups to assist them in undertaking voluntary conservation activities.	<ul style="list-style-type: none"> <li>Number of maintenance work orders completed for natural areas.</li> <li>Number of hours of friends' groups activities recorded.</li> </ul>

TO BE ADDED FOLLOWING ADOPTION

Corporate Business Plan 2024–2028

### Non-capital projects and initiatives:

Denotes key priority for 2024/25

Project/initiative	Milestones for 2024/25	2025/26	2026/27	2027/28	2028/29
<b>Environment Strategy</b>  A new strategy that will provide a framework for the City to be environmentally sustainable by protecting and enhancing the environment and minimising the use of natural resources	Q1	• Present the outcomes from the community consultation on the draft Environment Strategy 2024–2034 and any proposed changes to Council seeking adoption.			
	Q2				
	Q3				
	Q4				
<b>Natural area management (major conservation)</b>  Natural area management initiatives for protecting and enhancing biodiversity values across the City's major conservation natural areas.	Q1	• Engage a consultant to undertake flora surveys in Hepburn Heights Conservation Area and Marmion Foreshore Reserve. • Engage a consultant to deliver Quenda genetic analysis and twice-yearly monitoring in Craigie Bushland.			
	Q2	●	●	●	●
	Q3				
	Q4	• Present outcomes of flora surveys and Quenda studies to Elected Members.			
<b>Yellagonga Integrated Catchment Management Plan</b>  A joint plan with the City of Wanneroo which provides an holistic and long-term strategic framework to improve catchment health and protect the diverse values of Yellagonga Regional Park.	Q1	• Deliver scheduled actions from the Yellagonga Integrated Catchment Management Plan 2021–2026 for the quarter.			
	Q2	• Deliver scheduled actions from the Yellagonga Integrated Catchment Management Plan 2021–2026 for the quarter.			
	Q3	●	●	●	●
	Q4	• Deliver scheduled actions from the Yellagonga Integrated Catchment Management Plan 2021–2026 for the quarter.			

TO BE ADDED FOLLOWING ADOPTION

Corporate Business Plan 2024–2028

## Outcome 2-2 Clean and sustainable

*You are supported to minimise waste and live sustainably in a clean environment.*

### Ongoing programs and activities:

Program/activity	Actions for 2024/25	Quarterly measure
<b>Bulk waste collection and processing</b>  Bulk hard waste and greens waste collection and processing for residential properties.	Liaise with the external contractor to deliver hard bulk collection and processing.  Liaise with the external contractor to deliver greens bulk collection and processing.	<ul style="list-style-type: none"> <li>• Tonnage of bulk hard waste collected.</li> <li>• Percentage of bulk hard waste collected that is recycled.</li> <li>• Tonnage of bulk greens waste collected.</li> <li>• Percentage of bulk greens waste collected that is recycled.</li> </ul>
<b>Environmental education program</b>  A range of environmental education activities and events for residents, schools, businesses and the broader community. The program encourages sustainability related to biodiversity, waste, water, transport and climate change.	Deliver scheduled activities and events as part of the environmental education program.	<ul style="list-style-type: none"> <li>• List of activities and events delivered as part of the environmental education program.</li> <li>• Number of participants per activity and event delivered as part of the environmental education program.</li> </ul>
<b>Litter collection</b>  Scheduled collection and disposal of public area litter by hand.	Undertake litter collection and disposal across the City.	<ul style="list-style-type: none"> <li>• Tonnage of litter collected by the City.</li> </ul>
<b>Illegal dumping</b>  Identification and retrieval of illegally dumped waste from public areas.	Respond to reports from the community about illegal dumping.	<ul style="list-style-type: none"> <li>• Tonnage of illegally dumped waste collected by the City.</li> </ul>

**TO BE ADDED FOLLOWING ADOPTION**

Corporate Business Plan 2024–2028

Program/activity	Actions for 2024/25	Quarterly measure
<b>Waste collection and processing</b>  Weekly collection and disposal of kerbside domestic waste, and fortnightly collection and processing of domestic recycling and greens for residential properties.	Liaise with the external contractor to deliver weekly general waste collection and disposal.  Liaise with the external contractor to deliver fortnightly recycling waste collection and processing.  Liaise with the external contractor to deliver fortnightly greens waste collection and processing.	<ul style="list-style-type: none"> <li>• Tonnage of residential general waste collected.</li> <li>• Tonnage of residential recycling waste collected.</li> <li>• Percentage of recycling waste collected that is recycled.</li> <li>• Tonnage of residential garden organic waste collected.</li> <li>• Percentage of garden organic waste collected that is recycled.</li> </ul>
<b>Waste education program</b>  A range of waste education activities and events for schools and the community. The program encourages students and community members to reduce their consumption and waste.	Deliver scheduled activities and events to schools and the community as part of the waste education program.	<ul style="list-style-type: none"> <li>• List of activities and events delivered as part of the waste education program.</li> <li>• Number of participants per activity and event delivered as part of the waste education program.</li> </ul>

**Non-capital projects and initiatives:**

**Denotes key priority for 2024/25**

Project/initiative	Milestones for 2024/25	2025/26	2026/27	2027/28	2028/29
<b>Food organics, garden organics (FOGO) bin service</b>  A new food organics, garden organics (FOGO) bin service for residential waste service delivery.	Q1  Q2  Q3 • Develop and advertise a request for tender to deliver a FOGO bin service. • Review and assess the responses to the request for tender and appoint the preferred contractor.  Q4 • Deliver a communications campaign to educate the community about the new FOGO bin service.	•   •	•   •		



TO BE ADDED FOLLOWING ADOPTION

Corporate Business Plan 2024–2028

Project/initiative	Milestones for 2024/25	2025/26	2026/27	2027/28	2028/29
<b>Waste to energy solution</b>  A new regional facility that will primarily convert waste products into electricity and produce by-products that will be used for the construction industry.	Q1 • Present a report to Council on tender options for a waste to energy solution seeking endorsement of the preferred tenderer.				
	Q2 • Liaise with the Mindarie Regional Council to commence delivery of a waste to energy solution.	●	●		
	Q3 • Continue to liaise with the Mindarie Regional Council to progress delivery of a waste to energy solution.				
	Q4 • Continue to liaise with the Mindarie Regional Council to progress delivery of a waste to energy solution.				

DRAFT

TO BE ADDED FOLLOWING ADOPTION

Corporate Business Plan 2024–2028

## Outcome 2-3 Responsible and efficient

*You benefit from a responsible and efficient use of natural resources.*

### Ongoing programs and activities:

Program/activity	Actions for 2024/25	Quarterly measure
<b>Energy management</b>  Management of the City's energy consumption to minimise environmental impact and realise economic savings.	Manage corporate energy use to ensure responsible and efficient consumption.	<i>Reliable quarterly data not yet available due to delayed data provision from utility providers.</i>
<b>Groundwater management</b>  Management of groundwater on City-owned and -managed land to ensure responsible and efficient use in accordance with Department of Water and Environmental Regulation licencing requirements.	Manage corporate groundwater use to ensure responsible and efficient consumption.	<ul style="list-style-type: none"> <li>Volume of groundwater used by the City.</li> </ul>
<b>Scheme water management</b>  Management of scheme water on City-owned and -managed land to reduce consumption and waste.	Manage corporate scheme water use to ensure responsible and efficient consumption.	<i>Reliable quarterly data not yet available due to delayed data provision from utility providers.</i>

TO BE ADDED FOLLOWING ADOPTION

Corporate Business Plan 2024–2028

### Non-capital projects and initiatives:

Denotes key priority for 2024/25

Project/initiative	Milestones for 2024/25	2025/26	2026/27	2027/28	2028/29
<b>Joondalup Lighting Initiative</b>  Investigation and proposal to upgrade existing streetlights to LED across the City for the purposes of reducing energy consumption.	Q1	• Investigate streetlight ownership options with Western Power for their streetlight assets located with the City. • Investigate LED streetlight conversion options with Western Power.			
	Q2	• Continue to investigate streetlight ownership options with Western Power for their streetlight assets located with the City. • Continue to investigate LED streetlight conversion options with Western Power.			
	Q3	• Continue to investigate streetlight ownership options with Western Power for their streetlight assets located with the City. • Continue to investigate LED streetlight conversion options with Western Power.	●	●	●
	Q4	• Continue to investigate streetlight ownership options with Western Power for their streetlight assets located with the City. • Continue to investigate LED streetlight conversion options with Western Power.			
<b>Underground power</b>  Investigation into the potential to convert existing overhead powerlines to underground power in suitable locations across the City.	Q1	• Develop an advocacy plan to align with Western Power's timing for the undergrounding of power in the City.			
	Q2	• Progress development of an advocacy plan to align with Western Power's timing for the undergrounding of power in the City.	●	●	●
	Q3	• Progress development of an advocacy plan to align with Western Power's timing for the undergrounding of power in the City.			
	Q4	• Progress development of an advocacy plan to align with Western Power's timing for the undergrounding of power in the City.			

TO BE ADDED FOLLOWING ADOPTION

Corporate Business Plan 2024–2028

Project/initiative	Milestones for 2024/25				2025/26	2026/27	2027/28	2028/29
<b>Waterwise Council Program</b>  A program run jointly by the Department of Water and Environmental Regulation and Water Corporation to support local governments to improve water efficiency and help create waterwise communities.	Q1	• Deliver scheduled actions from the Waterwise Council Action Plan 2021–2026 for the quarter.						
	Q2	• Deliver scheduled actions from the Waterwise Council Action Plan 2021–2026 for the quarter. • Submit application to the WA Department of Water and Environmental Regulation and Water Corporation seeking re-accreditation under the Waterwise Council Program.				●	●	●
	Q3	• Deliver scheduled actions from the Waterwise Council Action Plan 2021–2026 for the quarter.						
	Q4	• Deliver scheduled actions from the Waterwise Council Action Plan 2021–2026 for the quarter.						

TO BE ADDED FOLLOWING ADOPTION

Corporate Business Plan 2024–2028

## Outcome 2-4 Resilient and prepared

*You understand and are prepared for the impacts of climate change and natural disasters.*

### Key capital works projects:

Capital works project	Suburb	Planned completion*	Total project budget
<b>Coastal and estuarine mitigation program</b>  This program includes the renewal and upgrading of existing coastal protection assets to be undertaken over the next 3 years. The assets scheduled for renewal and upgrade include the Marmion Angling and Aquatic Club seawall, Sorrento seawall, Mullaloo Surf Life Saving Club seawall, Sorrento central groyne, and Sorrento southern groyne. In 2024/25, the detailed design will be completed.	Various	2026/27	

\*Planned completion refers to the completion of construction works; other actions, such as inspections, launches, etc, may occur after this date.

### Ongoing programs and activities:

Program/activity	Actions for 2024/25	Quarterly measure
<b>Emergency Management</b>  Participation in the Joint Local Emergency Management Committee, District Emergency Management Committee and WALGA Emergency Management Advisory Committee meetings for the purposes of ensuring effective preparedness in the event of an emergency incident.	Participate in local and regional emergency management exercises with key agency partners to test the City's Local Emergency Management Arrangements.  Attend the Joint Local Emergency Management Committee and District Emergency management Committee meetings on a quarterly and biannual basis.	<ul style="list-style-type: none"> <li>List of emergency management exercises undertaken.</li> <li>Dates of Joint Local Emergency Management Committee and District Emergency management Committee meetings attended.</li> </ul>

**TO BE ADDED FOLLOWING ADOPTION**

**Corporate Business Plan 2024–2028**

Program/activity	Actions for 2024/25	Quarterly measure
<b>Firebreak inspections</b>  Inspection of firebreaks throughout the City in accordance with the <i>Bush Fires Act 1954</i> and subsidiary legislation for the purpose of mitigating the risk of bushfire hazards.	Undertake firebreak inspections and enforcement activities in accordance with legislative requirements.	<ul style="list-style-type: none"> <li>• Number of firebreak inspections completed.</li> <li>• Number of firebreak infringements and cautions issued.</li> <li>• Number of firebreaks on private land maintained and/or blocks cleared by the City.</li> <li>• Number of firebreaks on City-owned and -managed land maintained by the City.</li> <li>• Number of firebreak prosecutions completed.</li> </ul>

**Non-capital projects and initiatives:**

**Denotes key priority for 2024/25**

Project/initiative	Milestones for 2024/25	2025/26	2026/27	2027/28	2028/29
<b>Bushfire education program</b>  A new community education program to raise awareness of bushfire risks and ways to mitigate the risks.	Q1 • Liaise with the appointed consultant to develop a new bushfire education program. Q2 • Continue to liaise with the appointed consultant to develop a new bushfire education program. Q3 • Continue to liaise with the appointed consultant to develop a new bushfire education program. Q4 • Finalise the bushfire education program and launch to the community.	●	●	●	●
<b>Bushfire Risk Management Plan</b>  A plan which guides the City in providing a coordinated and efficient approach to the identification, assessment and treatment of assets exposed to bushfire-related risk within the City of Joondalup.	Q1 • Continue to liaise with the appointed consultant to review the Bushfire Risk Management Plan 2018–2023. Q2 • Continue to liaise with the appointed consultant to review the Bushfire Risk Management Plan 2018–2023. Q3 • Continue to liaise with the appointed consultant to review the Bushfire Risk Management Plan 2018–2023. Q4 • Present the draft Bushfire Risk Management Plan 2025–2030 to the Office of Bushfire Risk Management seeking endorsement.	●	●	●	●

TO BE ADDED FOLLOWING ADOPTION

Corporate Business Plan 2024–2028

Project/initiative	Milestones for 2024/25				2025/26	2026/27	2027/28	2028/29
<b>Climate Change Plan</b>  A plan which guides the City's planning for the future impacts of climate change across a range of areas relevant to local government, including infrastructure, health services, water management, emergency management, and the natural environment.	Q1	• Present the draft Climate Change Plan 2024–2034 to Council seeking endorsement to undertake community consultation.						
	Q2	• Undertake community consultation activities on the draft Climate Change Plan 2024–2034.						
	Q3	• Present the draft Climate Change Plan 2024–2034 to Council seeking endorsement. • Commence implementation of the Climate Change Plan 2024–2034.			●	●	●	●
	Q4	• Deliver scheduled actions from the Climate Change Plan 2024–2034.						
<b>Coastal Hazard Risk Management and Adaptation Plan</b>  A new plan to be developed under State Planning Policy 2.6 which will identify areas and assets that could potentially be impacted by coastal erosion and inundation hazards due to storm events and projected sea level rise. The plan will provide recommendations and actions for how the City can respond and adapt to these coastal hazards.	Q1	• Present draft Coastal Hazard Risk Management and Adaptation Plan and draft Terms of Reference for Coastal Hazard Risk Management and Adaptation Plan Community Reference Group to Council seeking feedback and direction.						
	Q2							
	Q3				●	●		
	Q4							

TO BE ADDED FOLLOWING ADOPTION

### 3 Place

#### Our goal:

We have well-planned and attractive suburbs and streetscapes, supported by a range of integrated transport options. Our urban landscapes are connected, useable and accessible. A high standard of liveability is enjoyed by our community who can access quality facilities and public open spaces.

---

#### Your outcomes:

- 3-1 Connected and convenient  
*You have access to a range of interconnected transport options.*
  - 3-2 Well-planned and adaptable  
*You enjoy well-designed, quality buildings and have access to diverse housing options in your neighbourhood.*
  - 3-3 Attractive and leafy  
*You have access to quality public open spaces and enjoy appealing streetscapes.*
  - 3-4 Functional and accessible  
*You have access to quality community facilities that are functional and adaptable.*
-



**TO BE ADDED FOLLOWING ADOPTION**

Corporate Business Plan 2024–2028

## Services:

The following services align to this theme and are delivered to the community, as well as providing internal support to our workforce in the delivery of services, projects and activities. The information below indicates whether the service is statutory or discretionary, the associated costs of delivering the service, the number of full time equivalent (FTE) employees delivering the service, and whether there is a service level change from the previous year — 2022/23.

Service	Net service cost including depreciation	Depreciation	FTE
<b>Building and planning compliance</b> <i>(statutory and discretionary)</i> <ul style="list-style-type: none"> <li>• Development compliance</li> <li>• Swimming pool inspections</li> </ul>			
<b>Building design and construction</b> <i>(discretionary)</i> <ul style="list-style-type: none"> <li>• Building design and construction</li> </ul>			
<b>Building maintenance and cleaning</b> <i>(discretionary)</i> <ul style="list-style-type: none"> <li>• Building maintenance</li> <li>• Cleaning</li> </ul>			
<b>Building services</b> <i>(statutory and discretionary)</i> <ul style="list-style-type: none"> <li>• Building approvals</li> <li>• Building plan requests</li> <li>• Building verge permit applications</li> <li>• Land purchase enquiries</li> </ul>			
<b>Civil design and construction</b> <i>(discretionary)</i> <ul style="list-style-type: none"> <li>• Capital works</li> <li>• Civil and pavement engineering advice</li> <li>• Road network management</li> <li>• Survey and civil design</li> </ul>			
<b>Community venues and sports floodlighting upgrades</b> <i>(discretionary)</i> <ul style="list-style-type: none"> <li>• Community venues and sports floodlighting upgrades</li> </ul>			

**TO BE ADDED FOLLOWING ADOPTION**

**Corporate Business Plan 2024–2028**

Service	Net service cost including depreciation	Depreciation	FTE
<b>Electrical and lighting engineering</b> <i>(discretionary)</i> <ul style="list-style-type: none"> <li>• Electrical engineering advice and design</li> <li>• Lighting maintenance and upgrades</li> </ul>			
<b>Engineering maintenance</b> <i>(statutory and discretionary)</i> <ul style="list-style-type: none"> <li>• Engineering maintenance program</li> <li>• Road resurfacing and preservation</li> <li>• Stormwater drainage</li> </ul>			
<b>Fleet management and mechanical workshop</b> <i>(discretionary)</i> <ul style="list-style-type: none"> <li>• Fleet maintenance</li> <li>• Fleet management</li> </ul>			
<b>Landscape design</b> <i>(discretionary)</i> <ul style="list-style-type: none"> <li>• Park development works</li> <li>• Park equipment works</li> <li>• Streetscape enhancement works</li> </ul>			
<b>Major City project delivery</b> <i>(discretionary)</i> <ul style="list-style-type: none"> <li>• Land portfolio management</li> <li>• Major project delivery</li> </ul>			
<b>Park maintenance</b> <i>(discretionary)</i> <ul style="list-style-type: none"> <li>• Beach sand maintenance</li> <li>• Irrigation maintenance</li> <li>• Mowing and turf maintenance</li> <li>• Park maintenance</li> <li>• Tree maintenance</li> <li>• Weed control</li> </ul>			
<b>Paid parking activities</b> <i>(statutory and discretionary)</i> <ul style="list-style-type: none"> <li>• Parking agreements</li> <li>• Paid parking management</li> </ul>			

TO BE ADDED FOLLOWING ADOPTION

Corporate Business Plan 2024–2028

Service	Net service cost including depreciation	Depreciation	FTE
<b>Planning and urban design</b> <i>(statutory and discretionary)</i> <ul style="list-style-type: none"> <li>• Cartographic services</li> <li>• Development applications</li> <li>• Planning advice and information</li> <li>• Subdivision proposals</li> <li>• Urban planning</li> </ul>			
<b>Property management</b> <i>(discretionary)</i> <ul style="list-style-type: none"> <li>• Property management</li> </ul>			
<b>Transport and traffic engineering</b> <i>(statutory and discretionary)</i> <ul style="list-style-type: none"> <li>• Construction and event traffic management assessments</li> <li>• Road safety and transport initiatives</li> <li>• Strategic transport planning</li> <li>• Transport engineering advice</li> </ul>			
<b>Buildings, parks and roads with no allocated FTE or service*</b>			
<b>Total</b>			


\*Direct expenditure against an asset is identified separately to inform maintenance and renewal programs. This expenditure includes utility, maintenance and external contractor costs. Assets (building, road, park, etc) may be used in the delivery of a range of services and programs in the Place key theme and have therefore not been linked to one specific service. Allocating costs against an asset allows the City to capture data which informs maintenance, replacement and capital works programs.

TO BE ADDED FOLLOWING ADOPTION

Corporate Business Plan 2024–2028


## Plans, strategies and frameworks:

The following plans, strategies and frameworks align to this theme and provide guidance in delivering the projects and activities to achieve our goal. These documents address a range of subject matters and are therefore structured in different ways and customised to achieve the specific objectives being targeted.




### Asset Management Strategy 2014–2024

The Asset Management Strategy provides a whole-of-organisation approach to asset management at the City of Joondalup. The strategy defines and profiles the major infrastructure asset classes, forecasts future demands, defines governance structures and management arrangements, and outlines short, medium and long-term objectives for asset management improvements. The Asset Management Strategy informs separate Asset Class Management Plans, which assists the City in identifying major projects and actions to incorporate into the Capital Works Program. This strategy has reached the end of its 10-year period and is currently under review. A new Strategic Asset Management Framework will be finalised in 2024/25.



### Bike Plan 2016–2021

The Bike Plan provides the long-term vision, strategic framework and projects we will implement to make bike riding a part of everyday life and move us towards becoming a bike-friendly city. The plan promotes and supports bike riding and non-motorised transport, and provides actions across the four themes of people, pathways, places and promotions. This plan has reached the end of its 5-year period and is currently under review. A new Bike Plan will be finalised in 2024/25.




### Integrated Transport Plan 2024–2034

The Integrated Transport Plan guides multi-modal transport planning and informs strategic policy, advocacy, and infrastructure decisions in the City of Joondalup over the next 10 years. This plan reflects our desire to grow as a major residential, commercial, visitor and activity destination. It is a long-term plan, providing a framework for future transport planning and capital works over the next 10 years. The aim is to change travel behaviour to sustainable modes of transport.


**TO BE ADDED FOLLOWING ADOPTION**

Corporate Business Plan 2024–2028




### Local Planning Scheme No 3

The Local Planning Scheme sets controls for how land in the City of Joondalup can be used and developed. The Local Planning Scheme is linked to the City's Local Planning Strategy (see overleaf). All local governments are required to develop local planning schemes in accordance with the *Planning and Development Act 2005*.




### Local Planning Strategy

The Local Planning Strategy provides the strategic direction for land use planning and development for the City of Joondalup over the next 10 to 15 years and is the strategic basis for the development of our Local Planning Scheme No 3 (see above). The strategy provides the rationale for the zoning and reservation of land in the scheme. All local governments are required to develop local planning strategies under the *Planning and Development Act 2005*. The Local Planning Strategy is currently under review.



### Outdoor Youth Recreation Strategy 2021

The Outdoor Youth Recreation Strategy guides the future provision of facilities for outdoor youth recreation within the City of Joondalup. The strategy aims to take a strategic view on the future location of facilities and to strategically plan for the rationalisation of existing facilities (where appropriate) and the possible future development of new facilities in line with community need.



### Property Management Framework

The Property Management Framework defines the classifications for which City-owned and managed property is held, establishes the categories and associated principles under which City-owned and managed property may be used and occupied, and promotes equitable, effective and sustainable management practices for the use and occupation of City-owned and managed property.

**TO BE ADDED FOLLOWING ADOPTION**

**Corporate Business Plan 2024–2028**



### **Public Open Space Framework**

The Public Open Space Framework classifies our public open spaces according to primary function and manner of use, including sports parks, recreation parks, urban landscaping and natural areas. The framework identifies the appropriate infrastructure for each type of public open space and informs levels of service and maintenance schedules.

**DRAFT**

TO BE ADDED FOLLOWING ADOPTION

Corporate Business Plan 2024–2028

## Outcome 3-1 Connected and convenient

*You have access to a range of interconnected transport options.*

### Capital works programs:

Program	Expenditure for 2024/25	Revenue for 2024/25
<b>Traffic management</b>		
Blackspot program		
Local traffic management program		
Parking facilities program		
<b>Civil construction</b>		
New pathways program		
Pathway replacement program		
Road construction program		
Road preservation and rehabilitation program		

### Key capital works projects:

Capital works project	Suburb	Planned completion*	Total project budget
<b>Eddystone Avenue — Joondalup Drive to Honeybush Drive</b>  This project will upgrade Eddystone Avenue from Joondalup Drive to Honeybush Drive. Works include the upgrade of the existing single lane roundabout to a dual-lane roundabout, and the construction of additional turning lanes at Joondalup Drive and Honeybush Drive intersections. In 2024/25, the detailed design will be completed.	Joondalup	2025/26	
<b>Hepburn Avenue — Lilburne Avenue to Walter Padbury Boulevard</b>  This project will upgrade Hepburn Avenue between Lilburne Avenue and Walter Padbury Boulevard, including the installation of traffic signals at Lilburne Avenue intersection and a dual-lane roundabout at Walter Padbury Boulevard intersection. Construction is expected to be completed in 2024/25.	Various	2024/25	

TO BE ADDED FOLLOWING ADOPTION

Corporate Business Plan 2024–2028

Capital works project	Suburb	Planned completion*	Total project budget
<b>Hepburn Avenue/Amalfi Drive roundabout improvement</b>  This project will deliver improvements to the Hepburn Avenue/Amalfi Drive roundabout. Works include pre-deflection on the east approach, skid resistance treatments and upgrades to lighting, and pedestrian and cyclist facilities. The works also include kerbing and drainage upgrades to the median island of Hepburn Avenue eastbound, and modifications to the entry statement into Harbour Rise estate on Amalfi Drive. Construction is expected to be completed in 2024/25.	Hillarys	2024/25	
<b>Hepburn Avenue/Moolanda Boulevard roundabout construction</b>  This project will upgrade the Hepburn Avenue and Moolanda Boulevard intersection to a 2-lane roundabout, with pre-deflections on east and west leg approaches, and upgrades to lighting and pedestrian facilities. In 2024/25, the detailed design will be completed and construction will commence.	Various	2025/26	
<b>Hillarys cycle network expansion</b>  This expansion is a joint project with the State Government and the Department of Transport, delivered by the City of Joondalup. This project involves an upgrade to the coastal shared pathway, including other pathway-associated upgrades, between Hillarys Boat Harbour and Burns Beach Foreshore. The project also includes the installation of a shared pathway along Hepburn Avenue between Gibson Avenue and Whitfords Avenue to create a continuous shared pathway connection along Hepburn Avenue from Wanneroo Road to Hillarys Boat Harbour. In 2024/25, construction of the middle section of the network from Tom Simpson Park (Mullaloo) to Key West Car Park (Ocean Reef) will be completed, and construction will commence on the southern section of the network.	Various	2025/26	
<b>Joondalup Drive/Hodges Drive intersection upgrade</b>  This project will upgrade the Joondalup Drive/Hodges Drive/Grand Boulevard intersection. Specific aspects of the upgrade include an additional right turn lane from Hodges Drive to Joondalup Drive southbound and upgrades to turning pockets, lighting, pedestrian facilities and Mitchell Freeway southbound access. Construction is expected to be completed in 2024/25.	Joondalup	2024/25	



**TO BE ADDED FOLLOWING ADOPTION**

Corporate Business Plan 2024–2028

Capital works project	Suburb	Planned completion*	Total project budget
<b>Joondalup Drive/Lakeside Drive (north) roundabout</b>  This project will upgrade the Joondalup Drive/Lakeside Drive (north) intersection to a dual-lane roundabout. Planned works include a northbound cycle lane bypass, skid resistance treatments, and upgrades to lighting and pedestrian/cyclist facilities. The upgrades also include the installation of a single-lane roundabout at the Lakeside Drive/Aldgate Street intersection. Construction is expected to be completed in 2024/25.	Joondalup	2024/25	
<b>Moolanda Boulevard pedestrian footbridge</b>  This project includes the construction of a replacement pedestrian bridge over Moolanda Boulevard. In 2024/25, the detailed design will be completed and construction will commence.	Kingsley	2025/26	
<b>Tom Simpson Park north/south car parks improvements</b>  This project includes the upgrading of the north and south car parks servicing Tom Simpson Park (Mullaloo) to align with the coastal shared path. Works will include a reconfiguration to optimise the layout and resurfacing. In 2024/25, the detailed design will be completed and construction will commence.	Mullaloo	2025/26	

\*Planned completion refers to the completion of construction works; other actions, such as inspections, launches, etc, may occur after this date.

TO BE ADDED FOLLOWING ADOPTION

Corporate Business Plan 2024–2028

### Ongoing programs and activities:

Program/activity	Actions for 2024/25	Quarterly measure
<b>Drainage maintenance</b>  Monitoring and maintenance of the stormwater drainage assets across the City to ensure usability of City assets.	Undertake maintenance of stormwater drainage assets.	<ul style="list-style-type: none"> <li>Number of draining maintenance work orders completed.</li> </ul>
<b>Parking management</b>  Management of parking and parking infrastructure across the City to ensure parking demands are met for residents, visitors and businesses.	Coordinate the school parking program.  Manage the City's on-street and off-street parking facilities in accordance with the City's local laws.  Manage the Reid Promenade Multi-Storey Car Park.	<ul style="list-style-type: none"> <li>Number of scheduled school parking patrols undertaken.</li> <li>Number of parking cautions issued.</li> <li>Number of parking infringements issued.</li> <li>Average monthly percentage occupancy of Reid Promenade Multi-Storey Car Park.</li> </ul>
<b>Pathway maintenance</b>  Monitoring and maintenance of pathways across the City's pathway network to ensure ongoing safety and usability of City assets.	Undertake maintenance of pathway assets.	<ul style="list-style-type: none"> <li>Number of pathway maintenance work orders completed.</li> </ul>
<b>Road maintenance</b>  Monitoring and maintenance of roads across the City's road network to ensure ongoing safety and usability of City assets.	Undertake maintenance of road assets.	<ul style="list-style-type: none"> <li>Number of road maintenance work orders completed.</li> </ul>

TO BE ADDED FOLLOWING ADOPTION

Corporate Business Plan 2024–2028

### Non-capital projects and initiatives:

Denotes key priority for 2024/25

Project/initiative	Milestones for 2024/25	2025/26	2026/27	2027/28	2028/29
<b>Bike Plan</b>  A plan which provides the long-term vision, strategic framework and projects that will be implemented to make bike riding a part of everyday life and help the City of Joondalup become a bike-friendly city.	Q1	<ul style="list-style-type: none"> <li>Deliver scheduled actions from the Bike Plan 2016–2021 for the quarter.</li> <li>Progress development of the draft Bike Plan 2025–2035.</li> </ul>			
	Q2	<ul style="list-style-type: none"> <li>Deliver scheduled actions from the Bike Plan 2016–2021 for the quarter.</li> <li>Progress development of the draft Bike Plan 2025–2035.</li> <li>Present the proposed objectives and themes for the draft Bike Plan 2025–2035 to the Strategic Community Reference Group for discussion and feedback.</li> </ul>	●	●	●
	Q3	<ul style="list-style-type: none"> <li>Present the draft Bike Plan 2025–2035 to Elected Members seeking feedback.</li> </ul>			
	Q4	<ul style="list-style-type: none"> <li>Present the draft Bike Plan 2025–2035 to Council seeking endorsement.</li> </ul>			
<b>Integrated parking compliance system</b>  A new integrated parking solution to manage all parking-related activities, including the implementation of pay-by-plate parking meters, a parking application, e-permit solution, infringement and enforcement management systems, and upgrading of car park and mobile parking infrastructure.	Q1	<ul style="list-style-type: none"> <li>Launch a new parking application throughout paid parking areas in the Joondalup City Centre.</li> </ul>			
	Q2	<ul style="list-style-type: none"> <li>Replace the existing parking ticket machines with pay-by-plate parking meters.</li> </ul>			
	Q3	<ul style="list-style-type: none"> <li>Replace and upgrade the existing system and infrastructure for the Reid Promenade Multi-Storey Car Park.</li> <li>Launch the new e-permits parking portal.</li> </ul>	●		
	Q4	<ul style="list-style-type: none"> <li>Replace and upgrade the existing infrastructure and system for mobile licence plate recognition.</li> </ul>			
	Q4				

TO BE ADDED FOLLOWING ADOPTION

Corporate Business Plan 2024–2028

Project/initiative	Milestones for 2024/25	2025/26	2026/27	2027/28	2028/29
<b>Integrated Transport Plan</b>  A plan to guide multi-modal transport planning and inform strategic policy, advocacy and infrastructure decisions in the City over a 10-year period.	Q1	• Deliver scheduled actions from the Integrated Transport Plan 2024–2034 for the quarter.			
	Q2	• Deliver scheduled actions from the Integrated Transport Plan 2024–2034 for the quarter.			
	Q3	• Deliver scheduled actions from the Integrated Transport Plan 2024–2034 for the quarter.			
	Q4	• Deliver scheduled actions from the Integrated Transport Plan 2024–2034 for the quarter.			
<b>Road Safety Action Plan</b>  A new Road Safety Action Plan to be developed in accordance with the State Government's Local Government Road Safety Management Planning Process Guide that identifies specific actions, responsibilities and measures to promote safer roads across the City.	Q1	• Progress development of the draft Road Safety Action Plan 2025–2035.			
	Q2	• Progress development of the draft Road Safety Action Plan 2025–2035.			
	Q3	• Present the draft Road Safety Action Plan 2025–2035 to Elected Members seeking feedback			
	Q4	• Present the draft Road Safety Action Plan 2025–2035 to Council seeking endorsement			

TO BE ADDED FOLLOWING ADOPTION

Corporate Business Plan 2024–2028

## Outcome 3-2 Well-planned and adaptable

*You enjoy well-designed, quality buildings and have access to diverse housing options in your neighbourhood.*

### Ongoing programs and activities:

Program/activity	Actions for 2024/25	Quarterly measure
<b>Building applications</b>  Assessment and determination of building applications in accordance with the <i>Building Act 2011</i> and subsidiary legislation.	Determine certified and uncertified building permit applications received in accordance with legislative requirements.	<ul style="list-style-type: none"> <li>• Number of building permits issued.</li> <li>• Value of building permits issued.</li> <li>• Percentage of building applications determined within statutory timeframes.</li> </ul>
<b>Development applications</b>  Assessment and determination of development applications in accordance with the City's Local Planning Framework.	Determine development applications in accordance with legislative requirements.	<ul style="list-style-type: none"> <li>• Number of planning approvals determined.</li> <li>• Value of planning approvals determined.</li> <li>• Percentage of planning approvals determined within statutory timeframes.</li> </ul>
<b>Land purchase inquiries</b>  Management of land purchase inquiries, which are made at the discretion of property purchasers or their settlement agent, for the purpose of obtaining relevant local government held information on a property. This can include planning/building approvals, zoning, rates and other information.	Process land purchase inquiries received in accordance with the City's target timeframes.	<ul style="list-style-type: none"> <li>• Number of land purchase inquiries received.</li> <li>• Percentage of land purchase inquiries issued within 14 days.</li> </ul>

TO BE ADDED FOLLOWING ADOPTION

Corporate Business Plan 2024–2028

## Non-capital projects and initiatives:

Denotes key priority for 2024/25

Project/initiative	Milestones for 2024/25	2025/26	2026/27	2027/28	2028/29
<b>Local planning policies — review and development</b>  Policies that relate to planning and development within the Local Planning Scheme area. Local planning policies are developed under the <i>Planning and Development (Local Planning Schemes) Regulations 2015</i> .	Q1 • Develop new local planning policies and review existing local planning policies as scheduled by the Policy Committee, or due to changes to the State planning framework.				
	Q2 • Develop new local planning policies and review existing local planning policies as scheduled by the Policy Committee, or due to changes to the State planning framework.				
	Q3 • Develop new local planning policies and review existing local planning policies as scheduled by the Policy Committee, or due to changes to the State planning framework.	●	●	●	●
	Q4 • Develop new local planning policies and review existing local planning policies as scheduled by the Policy Committee, or due to changes to the State planning framework.				
<b>Local Planning Scheme No 3 review</b>  A review of the City's Local Planning Scheme No 3 in accordance with the <i>Planning and Development (Local Planning Schemes) Regulations</i> which includes a review of existing local planning policies and the development of new policies as recommended.	Q1				
	Q2 • Commence an operational review of the Local Planning Scheme No 3.				
	Q3 • Progress the operational review of the Local Planning Scheme No 3.	●	●		
	Q4 • Present a report to the Policy Committee and the Council on the outcomes of the operational review.				

TO BE ADDED FOLLOWING ADOPTION

Corporate Business Plan 2024–2028

Project/initiative	Milestones for 2024/25	2025/26	2026/27	2027/28	2028/29
<b>Local Planning Strategy review</b>  A review of the City's Local Planning Strategy, including the Local Housing Strategy and Local Commercial Strategy, to ensure the ongoing applicability of the stated strategic direction for land use planning and development.	Q1	●			
	Q2				
	Q3				
	Q4				
<b>Review of structure plans</b>  A review of the City's existing structure plans to assess if each structure plan is required, can be revoked, or can be incorporated into the Local Planning Scheme.	Q1	●			
	Q2				
	Q3				
	Q4				
<b>State planning reform</b>  A program of major legislative, regulatory and policy changes to Western Australia's planning system.	Q1	●	●	●	●
	Q2				
	Q3				
	Q4				

TO BE ADDED FOLLOWING ADOPTION

Corporate Business Plan 2024–2028

### Outcome 3-3 Attractive and leafy

*You have access to quality public open spaces and enjoy appealing streetscapes.*

#### Capital works programs:

Program	Expenditure for 2024/25	Revenue for 2024/25
<b>Parks and public open space</b>		
Parks development program		
Parks equipment program		
Streetscape enhancement program		
<b>Civil construction</b>		
Lighting program		
Stormwater drainage program		

#### Key capital works projects:

Capital works project	Suburb	Planned completion*	Total project budget
<b>Warwick north cluster parks revitalisation</b>  This project will deliver landscape improvements to Hillwood Park North, Carr Park and Hillwood Park South in Warwick. Works include improvements to pathways, turf areas, irrigation upgrades, mulching and tree planting. Construction is expected to be completed in 2024/25.	Warwick	2024/25	
<b>Whitfords West Park — amenity improvements and construction of recreation infrastructure</b>  This project will include upgrades to the landscaping as well as a new pump track and jump track designed to cater for intermediate to advanced riders. The works will combine an asphalt and/or gravel jump line and pump track into one facility, linked via an entry beam. The jump line will consist of multiple tracks each with a series of jumps set at different heights providing varying levels of difficulty. The facility may also incorporate complementary infrastructure, such as seating, accessible path and a picnic setting. In 2024/25, the detailed design will be completed and construction will commence.	Kallaroo	2025/26	

\*Planned completion refers to the completion of construction works; other actions, such as inspections, launches, etc, may occur after this date.



TO BE ADDED FOLLOWING ADOPTION

Corporate Business Plan 2024–2028

### Ongoing programs and activities:

Program/activity	Actions for 2024/25	Quarterly measure
<b>Public open space maintenance</b>  Coordination and implementation of maintenance programs which enhance aesthetic appeal, whilst maintaining functionality for recreation and sporting activities.	Undertake maintenance of park and public open space assets.	<ul style="list-style-type: none"> <li>Number of park and public open space maintenance work orders completed.</li> </ul>

### Non-capital projects and initiatives:

Denotes key priority for 2024/25

Project/initiative	Milestones for 2024/25				2025/26	2026/27	2027/28	2028/29
<b>Active reserve and community facility review</b>  A 3-yearly review of the City's sports parks and community facilities to inform capital works programming and recommendations for future refurbishments and upgrades.	Q1	No milestones in 2024/25						
	Q2							
	Q3							
	Q4							

**TO BE ADDED FOLLOWING ADOPTION**

## Outcome 3-4 Functional and accessible

*You have access to quality community facilities that are functional and adaptable.*

### Capital works programs:

Program	Expenditure for 2024/25	Revenue for 2024/25
<b>Buildings and facilities</b>		
Building construction works program		
Major projects program		

### Key capital works projects:

Capital works project	Suburb	Planned completion*	Total project budget
<b>Greenwood Scout Hall refurbishment</b>  This project will refurbish the existing hall building to increase storage and improve functionality for facility users at the Greenwood Scout and Guide Hall and Calectasia Hall. Construction is expected to be completed in 2024/25.	Greenwood	2024/25	
<b>Percy Doyle Football/Tee Ball Clubrooms</b>  This project will deliver extension works to upgrade the existing change room building to support unisex standards, install a new park universal access toilet, and deliver general building refurbishments to support the activities of facility users at the Percy Doyle Football and Tee Ball Clubrooms. Construction is expected to be completed in 2024/25.	Duncraig	2024/25	
<b>Prince Regent Park facility upgrade</b>  This project will upgrade the existing toilet and change rooms and construct an external park universal access toilet, kiosk and additional storage facilities at Prince Regent Park, Heathridge. In 2024/25, the detailed design will be completed and construction will commence.	Heathridge	2025/26	

\*Planned completion refers to the completion of construction works; other actions, such as inspections, launches, etc, may occur after this date.

TO BE ADDED FOLLOWING ADOPTION

Corporate Business Plan 2024–2028

### Ongoing programs and activities:

Program/activity	Actions for 2024/25	Quarterly measure
<b>Building maintenance program</b>  Reactive, planned and scheduled maintained works of City-owned and -managed buildings, as required, and in accordance with agreed service levels to ensure cleanliness and usability.	Undertake maintenance of building assets.	<ul style="list-style-type: none"> <li>Number of building maintenance work orders completed.</li> </ul>
<b>Community venue bookings</b>  Bookings management of the City's hireable venues, including community buildings and public open spaces, in accordance with the City's Schedule of Fees and Charges and the Venue Hire Fees and Charges Policy.	Process bookings of community venues for hirers, as required.	<ul style="list-style-type: none"> <li>Number of venue hire bookings approved.</li> <li>Average percentage utilisation of community buildings.</li> <li>Average percentage utilisation of sports parks.</li> <li>Average percentage utilisation of recreation parks.</li> </ul>
<b>Leases and licences</b>  Management of leases and licences for City-owned and -managed buildings in accordance with the City's Property Management Framework.	Manage leases and licences and undertake inspections of leased and licenced facilities in accordance with agreed schedules.	<ul style="list-style-type: none"> <li>Number of annual inspections of leased and licensed buildings completed.</li> <li>Number of tenancy applications evaluated.</li> <li>Number of negotiated tenancy agreements finalised.</li> </ul>

TO BE ADDED FOLLOWING ADOPTION

Corporate Business Plan 2024–2028

### Non-capital projects and initiatives:

Denotes key priority for 2024/25

Project/initiative	Milestones for 2024/25	2025/26	2026/27	2027/28	2028/29
<b>City land portfolio management</b>  A periodic review of City freehold and managed Crown land to identify optimisation, potential rationalisation, disposal, and acquisition opportunities.	Q1	• Investigate opportunities for optimisation of City freehold and managed Crown land. • Implement actions for the disposal and acquisition of properties as endorsed by Council.			
	Q2	• Investigate opportunities for optimisation of City freehold and managed Crown land. • Implement actions for the disposal and acquisition of properties as endorsed by Council.			
	Q3	• Investigate opportunities for optimisation of City freehold and managed Crown land. • Implement actions for the disposal and acquisition of properties as endorsed by Council.	●	●	●
	Q4	• Investigate opportunities for optimisation of City freehold and managed Crown land. • Implement actions for the disposal and acquisition of properties as endorsed by Council.			●
<b>Club Night Lights Program and Community Sporting and Recreation Facilities Fund</b>  Programs that seek State Government funding contributions to upgrade sports infrastructure in sports parks for improved usability and access for sports training and games.	Q1	• Progress expressions of interest and applications in accordance with the grant funding program schedules.			
	Q2	• Progress expressions of interest and applications in accordance with the grant funding program schedules.			
	Q3	• Progress expressions of interest and applications in accordance with the grant funding program schedules.	●	●	●
	Q4	• Progress expressions of interest and applications in accordance with the grant funding program schedules.			●

TO BE ADDED FOLLOWING ADOPTION

Corporate Business Plan 2024–2028

Project/initiative	Milestones for 2024/25	2025/26	2026/27	2027/28	2028/29
<b>Heathridge Park Masterplan</b>  A masterplan for Heathridge Park that includes the investigation of two options: replacing/refurbishing the existing facilities; or the rationalisation of the existing community facilities into a single new multi-purpose facility.	Q1				
	Q2	●	●	●	●
	Q3				
	Q4				
<b>Joondalup City Centre development</b>  Investigations into future land development opportunities in the Joondalup City Centre.	Q1				
	Q2				
	Q3	●	●	●	●
	Q4				

TO BE ADDED FOLLOWING ADOPTION

Corporate Business Plan 2024–2028

Project/initiative	Milestones for 2024/25	2025/26	2026/27	2027/28	2028/29
<b>Ocean Reef Marina</b>  Construction of a world-class waterfront precinct providing recreational, tourism, residential and boating facilities. This project is being managed by DevelopmentWA with support and contributions provided by the City.	Q1 <ul style="list-style-type: none"> <li>• Provide support to DevelopmentWA and undertake agreed activities to progress the development of the Marina as per the Development Agreement.</li> <li>• Coordinate feedback and technical guidance to progress the necessary approvals for the development of the Marina.</li> <li>• Explore development opportunities for land within the Marina that is owned or managed by the City.</li> <li>• Present reports to Elected Members on the progress and status of the Marina as required.</li> </ul>				
	Q2 <ul style="list-style-type: none"> <li>• Provide support to DevelopmentWA and undertake agreed activities to progress the development of the Marina as per the Development Agreement.</li> <li>• Coordinate feedback and technical guidance to progress the necessary approvals for the development of the Marina.</li> <li>• Explore development opportunities for land within the Marina that is owned or managed by the City.</li> <li>• Present reports to Elected Members on the progress and status of the Marina as required.</li> </ul>				
	Q3 <ul style="list-style-type: none"> <li>• Provide support to DevelopmentWA and undertake agreed activities to progress the development of the Marina as per the Development Agreement.</li> <li>• Coordinate feedback and technical guidance to progress the necessary approvals for the development of the Marina.</li> <li>• Explore development opportunities for land within the Marina that is owned or managed by the City.</li> <li>• Present reports to Elected Members on the progress and status of the Marina as required.</li> </ul>	●	●	●	●
	Q4 <ul style="list-style-type: none"> <li>• Provide support to DevelopmentWA and undertake agreed activities to progress the development of the Marina as per the Development Agreement.</li> <li>• Coordinate feedback and technical guidance to progress the necessary approvals for the development of the Marina.</li> <li>• Explore development opportunities for land within the Marina that is owned or managed by the City.</li> <li>• Present reports to Elected Members on the progress and status of the Marina as required.</li> </ul>				

TO BE ADDED FOLLOWING ADOPTION

Corporate Business Plan 2024–2028

Project/initiative	Milestones for 2024/25	2025/26	2026/27	2027/28	2028/29
<b>Ocean Reef Sea Sports Club building redevelopment</b>  Assistance provided to DevelopmentWA in the construction of the Ocean Reef Sea Sports Club building as part of the Ocean Reef Marina development.	Q1	• Provide ongoing support and assistance through the construction process in conjunction with DevelopmentWA, Ocean Reef Sea Sports Club and associated consultants.			
	Q2	• Provide ongoing support and assistance through the construction process in conjunction with DevelopmentWA, Ocean Reef Sea Sports Club and associated consultants.			
	Q3	• Provide ongoing support and assistance through the construction process in conjunction with DevelopmentWA, Ocean Reef Sea Sports Club and associated consultants.			
	Q4	• Provide ongoing support and assistance through the construction process in conjunction with DevelopmentWA, Ocean Reef Sea Sports Club and associated consultants.			
<b>Strategic Asset Management Framework review</b>  A review of the Strategic Asset Management Framework, including processes and practices, to provide improved management of City infrastructure assets.	Q1	• Liaise with external consultants to progress the review of the Strategic Asset Management Framework.			
	Q2	• Finalise the Strategic Asset Management Framework review.			
	Q3				
	Q4				

TO BE ADDED FOLLOWING ADOPTION

## 4 Economy

### Our goal:

We are a global facing city with a prosperous and resilient economy. Our City is home to diverse industries that generate a wide-range of local job opportunities. We encourage creativity and innovation, and we support opportunities to build the City's brand as a popular business and tourism destination.

### Your outcomes:

- 4-1 Prosperous and local  
*You feel supported to grow your business in the City.*
- 4-2 Innovative and confident  
*You are attracted to the City's unique characteristics and potential and feel confident in investing.*
- 4-3 Appealing and welcoming  
*You welcome residents, and local and international visitors to the City.*



TO BE ADDED FOLLOWING ADOPTION

Corporate Business Plan 2024–2028

Services:

The following services align to this theme and are delivered to the community, as well as providing internal support to our workforce in the delivery of services, projects and activities. The information below indicates whether the service is statutory or discretionary, the associated costs of delivering the service, the number of full time equivalent (FTE) employees delivering the service, and whether there is a service level change from the previous year — 2022/23.

Service	Net service cost including depreciation	Depreciation	FTE
<b>Economic development</b> <i>(discretionary)</i> <ul style="list-style-type: none"><li>• Advocacy and investment attraction</li><li>• Economic development strategy delivery</li><li>• Local business support</li></ul>			
<b>Total</b>			

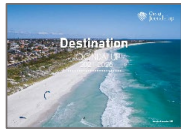
DRAFT

TO BE ADDED FOLLOWING ADOPTION

Corporate Business Plan 2024–2028

## Plans, strategies and frameworks:

The following plans, strategies and frameworks align to this theme and provide guidance in delivering the projects and activities to achieve our goal. These documents address a range of subject matters and are therefore structured in different ways and customised to achieve the specific objectives being targeted.



### Destination Joondalup 2021–2026

Destination Joondalup is a plan to attract more visitors to our region, increase our share of Perth's and Western Australia's key markets, and grow our visitor economy. The plan introduces the destination brand and identity for the City of Joondalup, and articulates the vision, goals and priorities of the visitor economy and how these will be achieved over a 5-year period.



### Expanding Horizons 2033 (if endorsed at 25 June 2024 Council meeting)

Expanding Horizons is an economic development strategy which considers the issues and challenges that face the City realising its potential and aspiration of becoming "A global city: bold, creative and prosperous." Under the strategy, the City will leverage and deliver activities to transform our City Centre, create great places, enable a global facing innovation ecosystem and empowering our businesses and community.



### International Economic Development Activities Plan (2017)

The International Economic Development Activities Plan provides guidance on facilitating international relationships that will lead to the establishment of Joondalup as a "global city" based around the development of mutually-beneficial relationships and outcomes. The plan identifies opportunities to generate economic outcomes for the City that are aligned with industry strengths and growth opportunities. A review of this plan will commence in 2024/25.


**TO BE ADDED FOLLOWING ADOPTION**

Corporate Business Plan 2024–2028



**Joondalup City Centre Place Activation Plan 2022**

The Joondalup City Centre Place Activation Plan is a pilot place activation plan which aims to guide placemaking initiatives by community, local business, and the City for greater activation and vibrancy of the area. The plan establishes a vision for the Joondalup City Centre and 15 priority ideas (projects) that will inform the Council, City and local placemakers on how to focus efforts to activate the City Centre.



**Joondalup: Digital City (2012)**

Joondalup: Digital City is a plan that outlines the digital future we could achieve through a set of strategies and actions. The plan addresses key priority actions, including delivering capacity-building programs for local businesses and potential for establishing virtual and physical spaces that create opportunities for start-ups. This plan has reached the end of its 10-year period and is currently under review. A new Digital City Plan will be finalised in 2024/25.



**Place Activation Strategy 2022**

The Place Activation Strategy establishes a framework for consistent delivery and support of placemaking across the City. A key focus of the strategy is facilitating community-led placemaking projects and supporting the activation of spaces and places that are important to the wellbeing of our community and economy.

TO BE ADDED FOLLOWING ADOPTION

Corporate Business Plan 2024–2028

## Outcome 4-1 Prosperous and local

*You feel supported to grow your business in the City.*

### Ongoing programs and activities:

Program/activity	Actions for 2024/25	Quarterly measure
<b>Business engagement</b>  Direct support for and communication with local businesses to help strengthen and enhance the local economy.	Respond to inquiries and proactively communicate with local businesses to support economic development.	<ul style="list-style-type: none"> <li>• Number of business engagement programs provided to local businesses.</li> <li>• Number of businesses participating in business engagement programs.</li> </ul>
<b>Business events</b>  An annual program of events, such as forums, sundowners and workshops, that provide networking opportunities, information on key economic opportunities and training, as well as support and advice to local businesses.	Deliver scheduled business events.	<ul style="list-style-type: none"> <li>• List of business events delivered.</li> <li>• Number of attendees per business event delivered.</li> </ul>

TO BE ADDED FOLLOWING ADOPTION

Corporate Business Plan 2024–2028

### Non-capital projects and initiatives:

Denotes key priority for 2024/25

Project/initiative	Milestones for 2024/25	2025/26	2026/27	2027/28	2028/29
<b>Small Business Friendly Approvals Program</b>  A program of improvements to the way the City provides approvals to and interacts with small businesses across the City.	Q1 • Deliver scheduled initiatives in accordance with the Small Business Friendly Approvals Program Implementation Plan.				
	Q2 • Deliver scheduled initiatives in accordance with the Small Business Friendly Approvals Program Implementation Plan.				
	Q3 • Deliver scheduled initiatives in accordance with the Small Business Friendly Approvals Program Implementation Plan.	●	●	●	●
	Q4 • Deliver scheduled initiatives in accordance with the Small Business Friendly Approvals Program Implementation Plan.				

TO BE ADDED FOLLOWING ADOPTION

Corporate Business Plan 2024–2028

## Outcome 4-2 Innovative and confident

*You are attracted to the City's unique characteristics and potential and feel confident in investing.*

### Ongoing programs and activities:

Program/activity	Actions for 2024/25	Quarterly measure
<b>Joint Economic Development Initiative</b>  A joint initiative with key economic stakeholders based in Joondalup that aligns visioning and strategic directions with the aim of supporting complementary economic development activities.	Host and attend Joint Economic Development Initiative roundtable meetings.	<ul style="list-style-type: none"> <li>• Number of Joint Economic Development Initiative roundtable meetings hosted.</li> <li>• Number of attendees per roundtable meeting held.</li> </ul>
<b>Sector cluster groups</b>  Collaborative groups with Joondalup businesses, economic stakeholders, neighbouring local governments and State Government agencies to facilitate the development of business clusters for industries, such as education, medical, destination and digital.	Host cluster group meetings and facilitate agreed actions.	<ul style="list-style-type: none"> <li>• Number of cluster group meetings hosted.</li> <li>• Number of attendees per cluster group meeting held.</li> </ul>

TO BE ADDED FOLLOWING ADOPTION

Corporate Business Plan 2024–2028

### Non-capital projects and initiatives:

Denotes key priority for 2024/25

Project/initiative	Milestones for 2024/25	2025/26	2026/27	2027/28	2028/29
<b>Digital City Plan 2024–2029</b>  A new plan that outlines the digital future the City could achieve through a set of strategies and actions. The plan addresses key priority actions, including delivering capacity-building programs for local businesses and potential for establishing virtual and physical spaces that create opportunities for start-ups.	Q1 • Progress the development of the draft Digital City Plan.				
	Q2 • Progress the development of the draft Digital City Plan.				
	Q3 • Present the draft Digital City Plan to Elected Members seeking feedback.	●	●	●	●
	Q4 • Finalise the development of the Digital City Plan.				
<b>International Economic Development Activities Plan</b>  A plan that provides guidance on facilitating international relationships that will lead to the establishment of Joondalup as a “global city” based around the development of mutually-beneficial relationships and outcomes. The plan identifies opportunities to generate economic outcomes for the City that are aligned with industry strengths and growth potential.	Q1				
	Q2				
	Q3	●	●	●	●
	Q4 • Commence a review of the International Economic Development Activities Plan (2017).				

TO BE ADDED FOLLOWING ADOPTION

Corporate Business Plan 2024–2028

Project/initiative	Milestones for 2024/25				2025/26	2026/27	2027/28	2028/29
<b>Investment Attraction Framework</b>  A framework that supports the City to develop targeted investment strategies to encourage private and public investment in the City of Joondalup.	Q1	• Progress the development of the draft Investment Attraction Framework.						
	Q2	• Progress the development of the draft Investment Attraction Framework.						
	Q3	• Present the draft Investment Attraction Framework to Elected Members seeking feedback.						
	Q4	• Finalise the development of the Investment Attraction Framework.						
<b>Joondalup Innovation Precinct</b>  The development of a Joondalup Innovation Precinct for new and emerging technology and industries to support urban robotics, a digital innovation centre and the education and health precincts.	Q1	• Progress the development of a Joondalup Innovation Precinct.						
	Q2	• Progress the development of a Joondalup Innovation Precinct.						
	Q3	• Progress the development of a Joondalup Innovation Precinct.			●	●	●	●
	Q4	• Progress the development of a Joondalup Innovation Precinct.						



TO BE ADDED FOLLOWING ADOPTION

Corporate Business Plan 2024–2028

## Outcome 4-3 Appealing and welcoming

*You welcome residents, and local and international visitors to the City.*

### Key capital works projects:

Capital works project	Suburb	Planned completion*	Total project budget
<b>Burns Beach — café/kiosk/restaurant</b>  This project will deliver a food and beverage facility at the Burns Beach foreshore. The facility will provide opportunities for the local population and visitors to the area to enjoy the coastal environment and increase the vibrancy of the area as a destination beyond daylight hours. In 2024/25, works will include undertaking an additional flora survey, submitting a clearing permit application, and progressing the detailed design.	Burns Beach	2026/27	
<b>Burns Beach Coastal Node redevelopment</b>  The Burns Beach Coastal Node redevelopment project includes the redevelopment of infrastructure to align with the construction of a food and beverage facility at the Burns Beach foreshore. The project has been planned in accordance with the Burns Beach Masterplan 2016. In 2024/25, works will include undertaking an additional flora survey, submitting a clearing permit application, and progressing the detailed design.	Burns Beach	2026/27	

### Ongoing programs and activities:

Nil

TO BE ADDED FOLLOWING ADOPTION

Corporate Business Plan 2024–2028

### Non-capital projects and initiatives:

Denotes key priority for 2024/25

Project/initiative	Milestones for 2024/25	2025/26	2026/27	2027/28	2028/29
<b>Burns Beach food and beverage facility expression of interest</b>  The progression of an expression of interest for a future commercial operator at the Burns Beach food and beverage facility site.	Q1	• Progress the expression of interest to identify a commercial operator for the facility.			
	Q2	• Progress the expression of interest to identify a commercial operator for the facility.			
	Q3	• Identify the preferred commercial operator and commence tenure negotiations.	●	●	
	Q4	• Continue tenure negotiations with the preferred commercial operator.			
<b>Destination City Plan</b>  A plan to attract more visitors to the region, increase the City's share of Perth's and Western Australia's key markets, and grow the visitor economy.	Q1	• Deliver scheduled actions from the Destination Joondalup 2021–2026 for the quarter.			
	Q2	• Deliver scheduled actions from the Destination Joondalup 2021–2026 for the quarter.	●	●	●
	Q3	• Deliver scheduled actions from the Destination Joondalup 2021–2026 for the quarter.	●	●	●
	Q4	• Deliver scheduled actions from the Destination Joondalup 2021–2026 for the quarter.	●	●	●
<b>Duffy House commercial expression of interest</b>  The progression of an expression of interest for a future commercial operator at the Duffy House site.	Q1	• Progress the request for an expression of interest to identify a commercial operator for the facility			
	Q2	• Identify the preferred commercial operator and commence tenure negotiations.	●		
	Q3	• Progress tenure negotiations with the preferred commercial operator.			
	Q4	• Progress tenure negotiations with the preferred commercial operator.			

TO BE ADDED FOLLOWING ADOPTION

Corporate Business Plan 2024–2028

Project/initiative	Milestones for 2024/25	2025/26	2026/27	2027/28	2028/29
<b>Event attraction</b>  Attract and support significant events that are unique to Joondalup to enhance its image as an attractive destination for visitors, tourists and business.	Q1	• Work with external stakeholders and event promoters to attract and support significant events to the City as opportunities arise.			
	Q2	• Work with external stakeholders and event promoters to attract and support significant events to the City as opportunities arise.			
	Q3	• Work with external stakeholders and event promoters to attract and support significant events to the City as opportunities arise.			
	Q4	• Work with external stakeholders and event promoters to attract and support significant events to the City as opportunities arise.			
<b>Place activation</b>  City and community-led activities and projects that support the activation of spaces and places that are important to the wellbeing of the community and economy.	Q1	• Deliver scheduled actions from the Joondalup City Centre Place Activation Plan 2022 for the quarter. • Deliver place activation programs, activities and events in other parts of the City, as opportunities arise.			
	Q2	• Deliver scheduled actions from the Joondalup City Centre Place Activation Plan 2022 for the quarter. • Deliver place activation programs, activities and events in other parts of the City, as opportunities arise.			
	Q3	• Deliver scheduled actions from the Joondalup City Centre Place Activation Plan 2022 for the quarter. • Deliver place activation programs, activities and events in other parts of the City, as opportunities arise.			
	Q4	• Deliver scheduled actions from the Joondalup City Centre Place Activation Plan 2022 for the quarter. • Deliver place activation programs, activities and events in other parts of the City, as opportunities arise.			

TO BE ADDED FOLLOWING ADOPTION

## 5 Leadership

### Our goal:

We have a diverse elected body that represents, promotes and reflects the composition of our community. Our Council and workforce are accountable and transparent and make balanced decisions based on sound, professional advice. Quality services are delivered by our highly-skilled and effective workforce.

### Your outcomes:

- 5-1 Capable and effective  
*You have an informed and capable Council backed by a highly-skilled workforce.*
- 5-2 Proactive and represented  
*You are confident that the City is advocating on your behalf for initiatives that benefit the community.*
- 5-3 Engaged and informed  
*You are able to actively engage with the City and have input into decision-making.*
- 5-4 Accountable and financially-sustainable  
*You are provided with a range of City services which are delivered in a financially responsible manner.*

TO BE ADDED FOLLOWING ADOPTION

Corporate Business Plan 2024–2028

## Services:

The following services align to this theme and are delivered to the community, as well as providing internal support to our workforce in the delivery of services, projects and activities. The information below indicates whether the service is statutory or discretionary, the associated costs of delivering the service, the number of full time equivalent (FTE) employees delivering the service, and whether there is a service level change from the previous year — 2022/23.

Service	Net service cost including depreciation	Depreciation	FTE
<b>Audit, risk and integrity</b> <i>(statutory and discretionary)</i> <ul style="list-style-type: none"> <li>• Business continuity</li> <li>• Integrity and conduct controls</li> <li>• Internal audit and risk mitigation advice</li> <li>• Privacy and responsible information sharing</li> </ul>			
<b>Communications and stakeholder relations</b> <i>(statutory and discretionary)</i> <ul style="list-style-type: none"> <li>• Citizenship ceremonies and civic functions</li> <li>• Marketing</li> <li>• Media and corporate communications</li> <li>• Sponsorship</li> <li>• Website and social media management</li> </ul>			
<b>Customer service</b> <i>(statutory and discretionary)</i> <ul style="list-style-type: none"> <li>• Complaints and compliments management</li> <li>• Customer relations</li> <li>• Visitor and delivery management</li> </ul>			
<b>Executive services</b> <i>(statutory and discretionary)</i> <ul style="list-style-type: none"> <li>• Executive services</li> <li>• Legal services</li> </ul>			

**TO BE ADDED FOLLOWING ADOPTION**

**Corporate Business Plan 2024–2028**

Service	Net service cost including depreciation	Depreciation	FTE
<b>Financial accounting</b> <i>(statutory)</i> <ul style="list-style-type: none"> <li>Accounting and financial reporting</li> <li>Collection services and payments to creditors</li> <li>Debt collection</li> <li>Taxation</li> </ul>			
<b>Funds management</b> <i>(statutory)</i> <ul style="list-style-type: none"> <li>Funds management</li> </ul>			
<b>Governance support</b> <i>(statutory and discretionary)</i> <ul style="list-style-type: none"> <li>Corporate printing support</li> <li>Council and committee meetings</li> <li>Elected Member support</li> <li>Governance compliance</li> <li>Local government elections</li> <li>Local law development and review</li> </ul>			
<b>Grants and awards management</b> <i>(discretionary)</i> <ul style="list-style-type: none"> <li>Awards management</li> <li>Grants administration</li> </ul>			
<b>Human resources</b> <i>(statutory and discretionary)</i> <ul style="list-style-type: none"> <li>Employee and industrial relations</li> <li>Employee recognition</li> <li>Health, safety and wellbeing</li> <li>Learning and development</li> <li>Payroll and human resources systems</li> <li>Recruitment and induction</li> </ul>			
<b>Information technology</b> <i>(discretionary)</i> <ul style="list-style-type: none"> <li>Business application systems</li> <li>Network support</li> </ul>			

**TO BE ADDED FOLLOWING ADOPTION**

**Corporate Business Plan 2024–2028**

Service	Net service cost including depreciation	Depreciation	FTE
<b>Management accounting</b> <i>(statutory and discretionary)</i> <ul style="list-style-type: none"> <li>• Annual budgets</li> <li>• Management reporting</li> <li>• Taxation (fringe benefits tax)</li> </ul>			
<b>Organisational development</b> <i>(discretionary)</i> <ul style="list-style-type: none"> <li>• Business and process improvement</li> <li>• Corporate information and knowledge management</li> <li>• Data analytics</li> <li>• Organisational development leadership initiatives</li> <li>• Organisational performance reporting and benchmarking</li> <li>• Systems and frameworks</li> </ul>			
<b>Policy, planning and research</b> <i>(statutory and discretionary)</i> <ul style="list-style-type: none"> <li>• Community consultation</li> <li>• Corporate reporting</li> <li>• Policy development and review</li> <li>• Research</li> <li>• Strategic and business planning</li> </ul>			
<b>Purchasing of goods and services</b> <i>(statutory)</i> <ul style="list-style-type: none"> <li>• Purchasing of goods and services</li> </ul>			
<b>Rates levying and collection</b> <i>(statutory)</i> <ul style="list-style-type: none"> <li>• Rates levying and collection</li> </ul>			
<b>Recordkeeping and freedom of information</b> <i>(statutory and discretionary)</i> <ul style="list-style-type: none"> <li>• Freedom of information requests</li> <li>• Recordkeeping</li> </ul>			

TO BE ADDED FOLLOWING ADOPTION

Corporate Business Plan 2024–2028

Service	Net service cost including depreciation	Depreciation	FTE
<b>Strategic infrastructure asset management</b> <i>(statutory and discretionary)</i> <ul style="list-style-type: none"><li>• Asset reporting</li><li>• Capital works programming</li><li>• Strategic asset management</li></ul>			
<b>Organisational management*</b>			
<b>Total</b>			

\*This service includes the Chief Executive Officer, Directors, and some Managers and associated administrative and technical officers whose roles and workload are distributed across multiple services within this key theme.

DRAFT



TO BE ADDED FOLLOWING ADOPTION

Corporate Business Plan 2024–2028

## Plans, strategies and frameworks:

The following plans, strategies and frameworks align to this theme and provide guidance in delivering the projects and activities to achieve our goal. These documents address a range of subject matters and are therefore structured in different ways and customised to achieve the specific objectives being targeted.




### 10-Year Strategic Financial Plan

The 10-Year Strategic Financial Plan is a high-level document that outlines our approach to delivering infrastructure and services to the community in a financially-sustainable and affordable manner. The plan demonstrates our commitment to managing operations in a way that avoids unsustainable rate increases for households. The 10-Year Strategic Financial Plan is a key resourcing plan of our Integrated Planning and Reporting Framework and is updated annually.



### Advocacy Framework 2022

The Advocacy Framework provides a strategic approach to our advocacy activities to ensure evidenced-based decision making, greater stakeholder engagement, and the development of processes to maximise opportunities for support and investment into the City. The framework includes guiding principles, as well as a number of advocacy drivers and priorities.



### Governance Framework 2021

The Governance Framework provides guidance to our Elected Members and staff on good governance practices at the City of Joondalup. The framework ensures we are able to manage our many complex legislative and governance responsibilities effectively and in the best interests of the community. The Governance Framework focuses on providing a clear vision and positive organisational culture, clarity and understanding of roles and responsibilities, robust management practices and systems, and public access to decision-making and information.

**TO BE ADDED FOLLOWING ADOPTION**

Corporate Business Plan 2024–2028




**Integrity Framework 2022**

The Integrity Framework guides the City in providing the highest level of integrity for its community. The framework brings together the instruments, processes and structures within the organisation that foster integrity and help prevent corruption and misconduct from taking place. It also takes into account factors and conditions for implementation that influence within, and outside of, the City's operations.




**Risk Management Framework**

The Risk Management Framework guides our approach to risk management in relation to our activities and functions. The framework addresses the integration of good risk management practices within processes, planning, reporting and performance measurement. Good risk management provides us with the ability to demonstrate clear evidence-based decision-making, whilst maximising opportunity and minimising risk.



**Strategic Position Statements**

The Strategic Position Statements are a standalone set of statements that articulate an agreed position on strategic matters of interest to the City of Joondalup. The purpose of the statements is to provide flexibility for our Council in capitalising on unplanned opportunities for external funding and investment, and to guide the development of future strategic planning documents where current gaps may exist. The Strategic Position Statements are reviewed on a biennial basis where the retention, amendment or removal of each statement is considered.



**Workforce Plan 2018–2022**

The Workforce Plan identifies the workforce requirements necessary to resource and deliver our services, projects and activities that contribute to the vision of *Joondalup 2032*. Planning for future workforce requirements enables us to be responsive to emerging challenges before they impact on services and operations. It also facilitates the preparation of detailed budgets and a long-term financial plan that supports the delivery of efficient and affordable services. The Workforce Plan is a key resourcing plan of our Integrated Planning and Reporting Framework and is scheduled for review in 2024/25.

TO BE ADDED FOLLOWING ADOPTION

Corporate Business Plan 2024–2028

## Outcome 5-1 Capable and effective

*You have an informed and capable Council backed by a highly-skilled workforce.*

### Ongoing programs and activities:

Program/activity	Actions for 2024/25	Quarterly measure
<b>Elected Member training</b>  Training opportunities for Elected Members to assist and support them in performing their roles and responsibilities.	Identify and promote training opportunities to Elected Members.	<ul style="list-style-type: none"> <li>List of conferences and training events attended by Elected Members.</li> </ul>
<b>Employee training</b>  Training opportunities for City employees to ensure their skills remain up-to-date to meet the service needs of the community.	Identify and facilitate training opportunities for City employees.	<ul style="list-style-type: none"> <li>Number of employees undertaking mandatory licencing/training.</li> <li>Average amount spent on employee training per full-time equivalent employee.</li> </ul>
<b>Employee recruitment and retention</b>  Recruitment of new employees to the City of Joondalup and retention of existing employees.	Undertake recruitment activities for vacant roles, as required.	<ul style="list-style-type: none"> <li>Number of full-time and part-time employees recruited.</li> <li>Number of full-time and part-time employees exited.</li> <li>Percentage employee vacancy rate.</li> <li>Percentage voluntary separation rate.</li> <li>Percentage turnover rate.</li> </ul>
<b>Workplace health and safety</b>  Management of risks to the health and safety of City employees and contractors.	Ensure a healthy and safe workplace for City employees and contractors.	<ul style="list-style-type: none"> <li>Number of occurrences of lost time due to injury for each one million hours worked (lost time injury frequency rate).</li> <li>Number of work health and safety incidents.</li> <li>Number of work health and safety incidents linked to a hazard.</li> </ul>

TO BE ADDED FOLLOWING ADOPTION

Corporate Business Plan 2024–2028

### Non-capital projects and initiatives:

Denotes key priority for 2024/25

Project/initiative	Milestones for 2024/25		2025/26	2026/27	2027/28	2028/29
<b>Core system replacement project (Project Axiom)</b>  A core information technology solution for the City which will include a customer relationship management system, online customer portal, finance, and asset management system.	Q1	<ul style="list-style-type: none"> <li>Progress implementation of the finance and supply chain management system as part of Project Value Stream 2B.</li> <li>Progress implementation of the customer engagement system as part of Project Value Streams 3.</li> </ul>				
	Q2	<ul style="list-style-type: none"> <li>Progress implementation of the finance and supply chain management system as part of Project Value Stream 2B.</li> <li>Finalise implementation of the customer engagement system as part of Project Value Stream 3.</li> </ul>	●			
	Q3	<ul style="list-style-type: none"> <li>Progress implementation of the finance and supply chain management system as part of Project Value Stream 2B.</li> <li>Progress implementation of the customer engagement system as part of Project Value Stream 4.</li> </ul>				
	Q4	<ul style="list-style-type: none"> <li>Finalise implementation of the finance and supply chain management system as part of Project Value Stream 2B.</li> <li>Progress implementation of the customer engagement system as part of Project Value Stream 4.</li> </ul>				
<b>Delegated Authority Manual review</b>  An annual review of the City's Delegated Authority Manual in accordance with the <i>Local Government Act 1995</i> to ensure the listed delegations continue to be appropriate.	Q1					
	Q2					
	Q3	<ul style="list-style-type: none"> <li>Undertake a review of the Delegated Authority Manual.</li> </ul>	●	●	●	●
	Q4	<ul style="list-style-type: none"> <li>Present the outcomes of the review of the Delegated Authority Manual to Council seeking adoption.</li> </ul>				

TO BE ADDED FOLLOWING ADOPTION

Corporate Business Plan 2024–2028

Project/initiative	Milestones for 2024/25		2025/26	2026/27	2027/28	2028/29
<b>Elected Member attraction</b>  A biennial program to attract quality candidates and increase candidate numbers for upcoming local government elections.	Q1	No milestones in 2024/25.				
	Q2					
	Q3		●		●	
	Q4					
<b>Elected Member induction program</b>  A biennial induction program for Elected Members delivered following each local government ordinary election to introduce Elected Members to local government and provide information on their roles and responsibilities.	Q1	No milestones in 2024/25.				
	Q2					
	Q3		●		●	
	Q4					
<b>Elected Member strategic development session</b>  A biennial development session for Elected Members to inform and guide leadership and strategic decision-making outside of the formal meeting process and procedures.	Q1	No milestones in 2024/25.				
	Q2					
	Q3		●		●	
	Q4					
<b>Local government elections</b>  Coordination of local government elections in accordance with the <i>Local Government Act 1995</i> and subsidiary legislation.	Q1	No milestones in 2024/25.				
	Q2					
	Q3		●		●	
	Q4					

TO BE ADDED FOLLOWING ADOPTION

Corporate Business Plan 2024–2028

Project/initiative	Milestones for 2024/25	2025/26	2026/27	2027/28	2028/29
<b>Local government reform</b>  A program of major legislative, regulatory and policy changes to the Western Australian <i>Local Government Act 1995</i> and subsidiary legislation.	Q1	• Implement actions resulting from the State local government reform process, as required.			
	Q2	• Implement actions resulting from the State local government reform process, as required.			
	Q3	• Implement actions resulting from the State local government reform process, as required.			
	Q4	• Implement actions resulting from the State local government reform process, as required.			
<b>Privacy and Responsible Information Sharing reforms</b>  Implementation of new Western Australian legislation that will form the basis of privacy and responsible information sharing reforms. The reforms build on an extensive consultation process that commenced in 2019 to develop a model that is right for Western Australia.	Q1	• Progress development and/or updating of internal processes and documentation in accordance with the privacy and responsible information sharing reforms. • Progress development of relevant council policies in accordance with the privacy and responsible information sharing reforms.			
	Q2	• Finalise development and/or updating of internal processes and documentation in accordance with the privacy and responsible information sharing reforms. • Finalise development of relevant council policies in accordance with the privacy and responsible information sharing reforms. • Develop training and awareness programs for privacy and responsible information sharing, as required.			
	Q3				
	Q4				
<b>Strategic Workforce Plan</b>  A new plan that identifies the workforce requirements necessary to resource and deliver City services, projects and activities that contribute to the vision of the 10-Year Strategic Community Plan. The Strategic Workforce Plan is a key resourcing plan of the City's Integrated Planning and Reporting Framework.	Q1	• Prepare a project plan for the development of a Strategic Workforce Plan 2025–2030.			
	Q2	• Develop and advertise a request for tender for a consultant to develop the Strategic Workforce Plan 2025–2030. • Review and assess the responses to the request for tender and appoint the preferred consultant.			
	Q3	• Liaise with the appointed consultant to undertake development of the draft Strategic Workforce Plan 2025–2030.			
	Q4	• Liaise with the appointed consultant to finalise the development of the draft Strategic Workforce Plan 2025–2030. • Commence implementation of the Strategic Workforce Plan 2025–2030.			

TO BE ADDED FOLLOWING ADOPTION

Corporate Business Plan 2024–2028

## Outcome 5-2 Proactive and represented

*You are confident that the City is advocating on your behalf for initiatives that benefit the community.*

### Ongoing programs and activities:

Program/activity	Actions for 2024/25	Quarterly measure
<b>Advocacy Framework</b>  A framework that provides a strategic approach to advocacy activities to ensure evidence-based decision-making, greater stakeholder engagement, and the development of processes, to maximise opportunities for support and investment into the City.	Undertake advocacy activities in accordance with the Advocacy Framework.	<ul style="list-style-type: none"> <li>• Number of advocacy activities conducted.</li> </ul>
<b>Grant funding</b>  Monitoring and management of funding received from State and Federal Government agencies, as well as other external sources, to deliver City services and projects.	Seek out funding opportunities and prepare applications for grant funding, as appropriate.	<ul style="list-style-type: none"> <li>• Value of recurring grant funding received.</li> <li>• Value of competitive grant funding received.</li> </ul>

TO BE ADDED FOLLOWING ADOPTION

Corporate Business Plan 2024–2028

### Non-capital projects and initiatives:

Denotes key priority for 2024/25

Project/initiative	Milestones for 2024/25	2025/26	2026/27	2027/28	2028/29
<b>Council policies — development and review</b>  Policies that set Council's position in relation to identified matters of interest. Council Policies are adopted by Council and align with the vision, goals and outcomes of the City's 10-Year Strategic Community Plan.	Q1	• Develop new Council policies and review existing Council policies as scheduled by the Policy Committee.			
	Q2	• Develop new Council policies and review existing Council policies as scheduled by the Policy Committee.			
	Q3	• Develop new Council policies and review existing Council policies as scheduled by the Policy Committee.	●	●	●
	Q4	• Develop new Council policies and review existing Council policies as scheduled by the Policy Committee.			●
<b>Strategic Position Statements</b>  A standalone set of statements that articulate an agreed position on strategic matters of interest to the City of Joondalup. The purpose of the statements is to provide flexibility for the Council in capitalising on unplanned opportunities for external funding and investment, and to guide the development of future strategic planning documents where current gaps may exist.	Q1	• Present the revised Strategic Position Statement to Council seeking endorsement.			
	Q2				
	Q3		●	●	
	Q4				



TO BE ADDED FOLLOWING ADOPTION

Corporate Business Plan 2024–2028

Project/initiative	Milestones for 2024/25				2025/26	2026/27	2027/28	2028/29
<b>Submissions to State and Federal Governments</b>  Formal submissions from the City to the State and Federal Governments on relevant strategic policy matters affecting the City of Joondalup.	Q1	• Monitor for and prepare submissions to State and Federal Governments on strategic policy matters affecting the City, as opportunities arise.						
	Q2	• Monitor for and prepare submissions to State and Federal Governments on strategic policy matters affecting the City, as opportunities arise.			●	●	●	●
	Q3	• Monitor for and prepare submissions to State and Federal Governments on strategic policy matters affecting the City, as opportunities arise.						
	Q4	• Monitor for and prepare submissions to State and Federal Governments on strategic policy matters affecting the City, as opportunities arise.						
<b>Ward boundary review</b>  An eight-yearly review of ward boundaries, names and Councillor representation levels.	Q1	No milestones in 2024/25.						
	Q2							
	Q3						●	●
	Q4							

DRAFT

TO BE ADDED FOLLOWING ADOPTION

Corporate Business Plan 2024–2028

## Outcome 5-3 Engaged and informed

*You are able to actively engage with the City and have input into decision-making.*

### Ongoing programs and activities:

Program/activity	Actions for 2024/25	Quarterly measure
<b>City electronic communication</b>  Management of the City's social media presence and regular eNewsletters to promote the City's successes, services and events to the community.	Develop and distribute eNewsletters to subscribers.  Develop social media content and manage the City's social media accounts.  Develop website content and manage the City's websites.	<ul style="list-style-type: none"> <li>• Number of eNewsletters distributed.</li> <li>• Average number of unique eNewsletter subscribers.</li> <li>• Number of unsubscribers from eNewsletters.</li> <li>• Average open rate for eNewsletters.</li> <li>• Number of social media posts per channel.</li> <li>• Number of new social media followers per channel.</li> <li>• Number of social media post reactions and likes.</li> <li>• Top 3 social media posts by engagement.</li> <li>• Number of unique website users per City website.</li> <li>• Top 3 webpages of the City of Joondalup corporate website by unique user visit.</li> <li>• Top 3 traffic sources to the City of Joondalup corporate website.</li> </ul>
<b>City publications</b>  Seasonal and monthly publications to promote the City's successes, services and events to the community.	Develop and distribute a range of fortnightly, monthly, quarterly, and seasonal publications for identified target markets.	<ul style="list-style-type: none"> <li>• List of scheduled print publications distributed City-wide.</li> <li>• List of ad hoc print publications distributed City-wide.</li> </ul>
<b>Community consultation</b>  Activities to seek feedback from the community to inform decision-making in accordance with the City's Community Consultation Council Policy and Planning Consultation Local Planning Policy.	Undertake scheduled community consultation activities.	<ul style="list-style-type: none"> <li>• Number of development application consultations commenced.</li> <li>• List of general community consultation activities commenced.</li> <li>• List of event feedback activities commenced.</li> </ul>

**TO BE ADDED FOLLOWING ADOPTION**

Corporate Business Plan 2024–2028

Program/activity	Actions for 2024/25	Quarterly measure
<b>Complaints and compliments management</b>  Management of a frontline complaint handling and customer feedback process.	Manage written and verbal complaints about City services and provide satisfactory resolutions to customers.	<ul style="list-style-type: none"> <li>• Number of complaints received.</li> <li>• Number of compliments received.</li> <li>• Number of mediation enquiries received and referrals provided.</li> <li>• Number of Ombudsman inquiries.</li> </ul>
<b>Correspondence to the City</b>  Formal capturing and processing of all incoming documents received by the City in accordance with the <i>State Records Act 2000</i> and subsidiary legislation, and the City's Recordkeeping Plan.	Capture and process all incoming documents received by the City, such as emails, letters and online forms.	<ul style="list-style-type: none"> <li>• Number of documents processed by the City.</li> </ul>
<b>Council meetings — community participation</b>  Management of community participation in the formal affairs of Council through deputations, questions and public statements at Briefing Sessions and Council meetings in accordance with the City's Procedures for Strategy Sessions, Briefing Sessions, Council/Committee Meetings and Electronic Meetings.	Facilitate deputations, questions and public statements at Briefing Sessions and Council meetings.	<ul style="list-style-type: none"> <li>• Number of deputations presented at Briefing Sessions.</li> <li>• Number of written questions presented at Briefing Sessions and Council Meetings.</li> </ul>
<b>Customer care</b>  Management of liaisons and points of contact provided to the City's customers via a range of communication channels, including telephone, email and in-person.	Provide accurate support, advice, and information to customers via phone, email or in-person.	<ul style="list-style-type: none"> <li>• Number of telephone calls received.</li> <li>• Average length of time taken to answer telephone calls.</li> <li>• Percentage of telephone calls abandoned by the customer.</li> <li>• Number of in-person transactions at the City's administration building.</li> </ul>

**TO BE ADDED FOLLOWING ADOPTION**

**Corporate Business Plan 2024–2028**

Program/activity	Actions for 2024/25	Quarterly measure
<b>Freedom of information</b>  Provision of a general right of access to documents and records held by the City in accordance with the <i>Freedom of Information Act 1992</i> and subsidiary legislation.	Process freedom of information requests, as required.	<ul style="list-style-type: none"> <li>Number of freedom of information applications received by the City.</li> <li>Average number of days taken for processing freedom of information applications.</li> </ul>

**Non-capital projects and initiatives:**

Denotes key priority for 2024/25

Project/initiative	Milestones for 2024/25	2025/26	2026/27	2027/28	2028/29
<b>City of Joondalup website redevelopment project</b>  Redevelopment of the City of Joondalup's website to enhance accessibility, provide more efficient online services, and enhance the experience of users.	Q1	●	●		
	Q2				
	Q3				
	Q4				
<b>Customer satisfaction survey</b>  A biennial telephone survey of the City's residents conducted by an independent consultant to measure satisfaction with City services.	Q1	●	●	●	●
	Q2				
	Q3				
	Q4				

TO BE ADDED FOLLOWING ADOPTION

Corporate Business Plan 2024–2028

Project/initiative	Milestones for 2024/25				2025/26	2026/27	2027/28	2028/29
<b>Customer service centralisation</b>  A project to centralise the City's main customer service functions to achieve greater organisational efficiency and a higher rate of first point of contact resolution.	Q1	• Continue centralisation of business processes and workflows.						
	Q2	• Continue centralisation of business processes and workflows.				●	●	●
	Q3	• Continue centralisation of business processes and workflows.						
	Q4	• Continue centralisation of business processes and workflows.						
<b>Strategic Community Reference Group</b>  A reference group that provides input to Council on matters of significant community interest and strategic initiatives. The group consists of 12 community representatives, three youth representatives (aged 16–24 years) and four Elected Members.	Q1	• Conduct meetings of the Strategic Community Reference Group in accordance with the work plan.						
	Q2	• Conduct meetings of the Strategic Community Reference Group in accordance with the work plan. • Present the draft work plan and meeting dates for the 2025 calendar year to Council seeking endorsement.				●	●	●
	Q3	• Conduct meetings of the Strategic Community Reference Group in accordance with the work plan.						
	Q4	• Conduct meetings of the Strategic Community Reference Group in accordance with the work plan.						

TO BE ADDED FOLLOWING ADOPTION

Corporate Business Plan 2024–2028

## Outcome 5-4 Accountable and financially-sustainable

*You are provided with a range of City services which are delivered in a financially responsible manner.*

### Ongoing programs and activities:

Program/activity	Actions for 2024/25	Quarterly measure
<b>Customer payments</b>  Provision of a range of payment methods that enable customers to pay the City for services and notices.	Provide a range of payment methods for customers.	<ul style="list-style-type: none"> <li>Percentage of payments received by payment method.</li> </ul>
<b>Procurement of goods and services</b>  Procurement of goods and services in accordance with the <i>Local Government Act 1995</i> and subsidiary legislation, and the City's Purchasing Council Policy.	Undertake procurement activities and ensure prompt payment of suppliers in accordance with the City's payment terms.	<ul style="list-style-type: none"> <li>Average number of days taken to pay suppliers.</li> <li>Number of incidences of non-compliance with procurement legislation.</li> </ul>

TO BE ADDED FOLLOWING ADOPTION

Corporate Business Plan 2024–2028

### Non-capital projects and initiatives:

Denotes key priority for 2024/25

Project/initiative	Milestones for 2024/25	2025/26	2026/27	2027/28	2028/29
<b>10-Year Strategic Community Plan</b>  The overarching planning document that articulates the community's aspirations, vision and objectives over a 10-year period. The plan informs all of the City's other plans and services.	Q1				
	Q2				
	Q3		●		●
	Q4				
<b>10-Year Strategic Financial Plan</b>  A high-level document that outlines the City's approach to delivering infrastructure and services to the community in a financially-sustainable and affordable manner.	Q1	●			
	Q2		●	●	●
	Q3				
	Q4				
<b>5-Year Capital Works Program</b>  A rolling 5-year program that provides detailed information on capital works projects planned for delivery over the next 5 years. The program has been developed to meet anticipated community infrastructure needs and the future development of the City.	Q1				
	Q2				
	Q3	●	●	●	●
	Q4				

TO BE ADDED FOLLOWING ADOPTION

Corporate Business Plan 2024–2028

Project/initiative	Milestones for 2024/25	2025/26	2026/27	2027/28	2028/29
<b>5-Year Corporate Business Plan</b>  The medium-term planning document which contains the priorities, principal strategies and activities that have been developed in response to the aspirations, vision and objectives in the 10-Year Strategic Community Plan.	Q1				
	Q2				
	Q3	●	●	●	●
	Q4	<ul style="list-style-type: none"> <li>Present the draft Corporate Business Plan 2025–2029 to Elected Members seeking feedback.</li> <li>Present the draft Corporate Business Plan 2025–2029 to Council seeking adoption.</li> </ul>			
<b>Annual Budget</b>  The City's formal budget statement which is developed in accordance with legislative requirements. The City develops the Annual Budget to align to the services, operations and projects contained within the 5-Year Corporate Business Plan and the long-term aspirations of the 10-Year Strategic Community Plan, workforce, finance, operations and service delivery.	Q1				
	Q2				
	Q3	●	●	●	●
	Q4	<ul style="list-style-type: none"> <li>Present a Revised Budget Report to Council seeking approval.</li> <li>Undertake budget workshops with Elected Members to inform preparation of the Annual Budget.</li> <li>Continue to undertake budget workshops with Elected Members to inform preparation of the Annual Budget.</li> <li>Present the draft Annual Budget to Council seeking adoption by 30 June.</li> </ul>			



TO BE ADDED FOLLOWING ADOPTION

Corporate Business Plan 2024–2028

Project/initiative	Milestones for 2024/25				2025/26	2026/27	2027/28	2028/29
<b>Annual Financial Report</b>  A report that shows how the City performed during the financial year, and the overall position at 30 June. The report is prepared by the City in accordance with Australian Accounting Standards as they apply to local government, and in accordance with statutory requirements. The report is certified by the Chief Executive Officer and audited by the Office of the Auditor General.	Q1	<ul style="list-style-type: none"> <li>Submit the draft Annual Financial Report 2023/24 to the Office of the Auditor General by 30 September.</li> </ul>						
	Q2	<ul style="list-style-type: none"> <li>Present the Audit Report and the audited Annual Financial Report 2023/24 the Audit and Risk Committee and Council seeking acceptance.</li> <li>Present the accepted Audit Report and the Annual Financial Report 2023/24 to the Annual General Meeting of Electors.</li> </ul>			●	●	●	●
	Q3							
	Q4							
<b>Annual Report</b>  A report that provides an annual overview of the City's activities and information about organisational performance. The report informs the community and key stakeholders about achievements, challenges and future plans, and demonstrates the City's performance against the aspirations, vision and objectives of the 10-Year Strategic Community Plan.	Q1							
	Q2	<ul style="list-style-type: none"> <li>Present the Annual Report 2023/24 to Council seeking acceptance.</li> <li>Present the accepted Annual Report 2023/24 to the Annual General Meeting of Electors.</li> </ul>			●	●	●	●
	Q3							
	Q4							

TO BE ADDED FOLLOWING ADOPTION

Corporate Business Plan 2024–2028

Project/initiative	Milestones for 2024/25	2025/26	2026/27	2027/28	2028/29
<b>Benefits Realisation Program</b>  A program to report financial and non-financial benefits of organisational improvements.	Q1				
	Q2	●	●	●	●
	Q3				
	Q4				
<b>Compliance Audit Return</b>  An annual audit of the City's compliance with various legislation, as determined each year by the Department of Local Government, Sport and Cultural Industries in accordance with the <i>Local Government (Audit) Regulations 1996</i> .	Q1				
	Q2				
	Q3	●	●	●	●
	Q4				
<b>Integrity and conduct annual collection</b>  An annual collection of information to aid the Public Sector Commission in assessing the integrity of the Western Australian government sector.	Q1				
	Q2	●	●	●	●
	Q3				
	Q4				
<b>Organisation review/ administration efficiency assessment</b>  A review of the internal structures and efficiency of operations within the City's administration by an independent professional body.	Q1				
	Q2				
	Q3				
	Q4				

TO BE ADDED FOLLOWING ADOPTION

Corporate Business Plan 2024–2028

Project/initiative	Milestones for 2024/25				2025/26	2026/27	2027/28	2028/29
<b>Performance measures</b>  A new set performance measures aimed at measuring the success of the City's 10-Year Strategic Community Plan, and a new set of effectiveness and efficiency measures aimed at measuring and reporting on the City's performance.	Q1	• Advertise and appoint a consultant to develop a new set of performance measures.						
	Q2	• Liaise with the appointed consultant to develop the new set of performance measures.			●			
	Q3	• Continue to liaise with appointed consultant to develop the new set of performance measures.						
	Q4	• Present the draft set of performance measures to Elected Members seeking feedback.						
<b>Recordkeeping Plan</b>  A plan which sets out the City's approach to recordkeeping in accordance with the <i>State Records Act 2000</i> and subsidiary legislation. This includes archiving practices, retention periods and data security.	Q1	No milestones in 2024/25						
	Q2							
	Q3				●	●		
	Q4							

TO BE ADDED FOLLOWING ADOPTION

Corporate Business Plan 2024–2028

## Our operating budget

Our Annual Budget aligns to the services, projects and activities contained within our 5-Year Corporate Business Plan and the long-term aspirations of our 10-Year Strategic Community Plan. The annual budget is informed by our 10-Year Strategic Financial Plan, one of our primary resourcing plans, together with our Asset Management Strategy and Workforce Plan.

The following table shows our operating budget for 2024/25, as adopted by Council.

Description	2024/25 budget
Rates	
Operating grants, subsidies and contributions	
Fees and charges	
Interest earnings	
Profit on asset disposals	
Other revenue	
<b>Total operating revenue</b>	
Employee costs	
Materials and contracts	
Utility charges	
Depreciation on non-current assets	
Loss on asset disposals	
Interest expenses	
Insurance expenses	
<b>Total operating expenditure</b>	

## Financial Sustainability Guiding Principles

The City uses Financial Sustainability Guiding Principles to guide in the preparation of the Annual Budget and 10-Year Strategic Financial Plan. The guiding principles summarise the City's financial strategy, key financial indicators and key principles for capital expenditure.

The City's financial strategy can be summarised as:

- Operating surpluses — sufficient (not excessive) operating cash surpluses.
- Grants — appropriately used.
- Asset renewal — at the right time.

**TO BE ADDED FOLLOWING ADOPTION**

- Capital expenditure — affordable.
- Major projects — priority is given to projects that provide income generation and/or cost reduction.
- Reserve — reserve funds are available (but not excessive).
- Debt — use debt where appropriate, repayments are affordable.

There are eight financial indicators used within the Financial Sustainability Guiding Principles and these are summarised into an overall financial indicator: the City of Joondalup Financial Sustainability Indicator. The eight indicators and the overall financial indicator are reported in the Annual Report, and the projections are presented as part of the 10-Year Strategic Financial Plan.

DRAFT

TO BE ADDED FOLLOWING ADOPTION

Corporate Business Plan 2024–2028

## Reviewing our plan:

The 5-Year Corporate Business Plan contains the services, projects and activities that have been developed in response to the vision, goals and outcomes of our 10-Year Strategic Community Plan, *Joondalup 2032*. To ensure that this plan continues to reflect your values and expectations, we will undertake a formal review annually where we will update and refresh the services, projects and activities we intend to deliver over the next 5-year period. These reviews will be informed by our program of comprehensive performance reporting, including through our Corporate Business Plan Quarterly Reports, Quarterly Capital Works Progress Reports, Key Capital Works Projects Quarterly Status Reports, and our Annual Reports.

DRAFT



**City of Joondalup**

**DRAFT CLIMATE CHANGE PLAN**  
**2024 - 2034**

### **Acknowledgement of Country**

*Joondalup-ak ngala kaditj Noongar moort nidja Wadjak boodjar-ak kalyakool moondang-akkaaradj-midi. Ngala Noongar Moort wer baalabang moorditj kaadidjiny koota-djinanginy. Ngala Noongar wer Torres Strait Moort-al dandjoo koorliny kwaba-djinanginy. Koora, yeyi wer kalyakool, ngalak Noongar wer Torres Strait Birdiyawer moortkoota-djinanginy.*

### **English translation**

The City of Joondalup acknowledges the Traditional Custodians of this land, the Whadjuk people of the Noongar nation. We recognise the culture of the Noongar people and the unique contribution they make to the Joondalup region and Australia. We pay our respects to Elders past, present and emerging and all Aboriginal and Torres Strait Islander peoples.



## Contents

Acronyms	5
<b>Executive Summary</b>	<b>6</b>
<b>PART 1- INTRODUCTION</b>	<b>8</b>
1.1 CLIMATE CHANGE PLAN	8
1.1.1 Purpose	9
1.1.2 Scope	10
1.1.3 Climate Change Plan Benefits	13
1.1.4 City of Joondalup Climate Change Actions	13
1.1.5 Our City	16
1.2 MITIGATION AND ADAPTATION	18
1.2.1 Mitigation	18
1.2.2 Adaptation	18
1.2.3 Relationship between Mitigation and Adaptation	19
1.3 STRATEGIC CONTEXT	19
1.3.1 Local	19
1.3.2 Regional – Western Australian Local Government Association	21
1.3.3 State	22
1.3.4 National	23
1.3.5 International	23
1.4 COMMUNITY CONSULTATION	24
1.5 CORPORATE EMISSION TARGETS	26
<b>PART 2 – MITIGATION</b>	<b>28</b>
2.1 GREENHOUSE EMISSIONS	28
2.1.1 Emission Scenarios	28
2.1.2 Reducing Greenhouse Emissions	29
2.2 CORPORATE ENERGY USE AND EMISSIONS PROFILE	30
2.2.1 Energy Use by Sector	30
2.2.2 Greenhouse Emissions by Sector	31
2.2.3 Renewable Energy	33
2.2.4 Carbon Offsets and Net Emissions	34
2.2.5 Waste Emissions	35
2.3 COMMUNITY EMISSIONS PROFILE	36
2.4 AN APPROACH FOR CONTINUED MITIGATION	37
2.4.1 Climate Change Mitigation Hierarchy	37

<b>PART 3 – ADAPTATION .....</b>	<b>39</b>
3.1 A CHANGING CLIMATE.....	39
3.1.1 Current Climate Change .....	39
3.1.2 Current Climate Change Impacts .....	40
3.1.3 Future Climate Change.....	45
3.1.4 Future climate change impacts .....	46
3.2 RISK ASSESSMENT .....	46
<b>PART 4 – CLIMATE CHANGE ACTION PLAN.....</b>	<b>49</b>
4.1 CLIMATE CHANGE PLAN PROJECTS .....	49
4.2 IMPLEMENTATION .....	51
4.2.1 Monitoring and Reporting .....	51
4.2.2 Improving Climate Change Knowledge and Understanding .....	52
<b>REFERENCES.....</b>	<b>53</b>
<b>Appendix A – Project Descriptions.....</b>	<b>55</b>
Key Focus Area Infrastructure and Assets.....	55
Key Focus Area Public Open Space.....	63
Key Focus Area Natural Environment.....	66
Key Focus Area Corporate Responsibility and Good Governance.....	70
Key Focus Area Community Wellbeing .....	74

### Acronyms

BOM	Bureau of Meteorology
CBD	Central Business District
CFCs	Chlorofluorocarbons
CO <sub>2</sub>	Carbon Dioxide
CO <sub>2</sub> -e	Carbon dioxide equivalent
COJ	City of Joondalup
DWER	Department of Water and Environmental Regulation
EEP	Environmental Education Program
GHG	Greenhouse Gas
GIS	Geographic Information System
GJ	Gigajoules
GL	Gigalitres
IPCC	Intergovernmental Panel on Climate Change
KFA	Key Focus Area
kL	kilolitres
km	kilometres
kWh	Kilowatt hours
LED	Light emitting diode
LPG	Liquefied Petroleum Gas
LPS	Local Planning Strategy
MWh	Mega watt hours
NCOS	National Carbon Offset Standard
ppm	Parts per million
ppb	Parts per billion
PV	Photovoltaic
RCPs	Representative Concentration Pathways
SLR	Sea level rise
t	Tonnes
WALGA	Western Australian Local Government Association
YICM	Yellagonga Integrated Catchment Management

## Executive Summary

---

Climate change is an important issue for local government. Climate change affects a number of areas that local government is responsible for including infrastructure, assets, health services, water management, emergency management, urban forest and the natural environment.

In 2090, it is expected that the City of Joondalup will be hotter and drier with less rainfall in winter and spring, however there is likely to be increased intensity of heavy rainfall events. There is likely to be more frequent hot days with the number of days over 35°C more than doubling as compared to 1981 - 2010.

Responding effectively to climate change involves preventing and reducing greenhouse gas emissions (mitigation) and adapting to climate change impacts as they occur (adaptation).

The Climate Change Plan 2024 - 2034 will provide guidance to the City's climate change activities over the next ten years and builds upon the achievements from the Climate Change Strategy 2014 - 2019.

The City's Climate Change Plan 2024 - 2034 provides direction for the City's climate change mitigation and adaptation activities. The integration of climate change mitigation and adaptation into the one Plan will create efficiencies and opportunities for the City's climate change management activities. The Plan will have both a corporate and community focus.

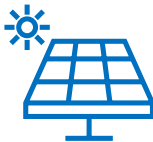


The Plan covers five key focus areas:

- infrastructure and assets
- public open space
- natural environment
- corporate responsibility and good governance
- community wellbeing.

In developing the Plan the City conducted a review of its energy use and emissions profile, assessed the risks posed to the City from climate change and developed climate change projects for each of the key focus areas.

To enable the City to monitor and measure its progress towards achieving the objectives of the Plan a number of targets have been set. Annual reporting against the targets will ensure both transparency and accountability to the community in the delivery of outcomes.

Implementation of this Plan demonstrates the City's commitment to further progressing its climate change adaptation and mitigation activities.

<b>Corporate targets</b>	
Reduce net greenhouse gas emissions by 80 per cent below 2021/22 emissions by 2030/31	
Achieve net zero emissions by 2050.	
<b>Community target</b>	
Implement a minimum of two community mitigation initiatives per year.	

## PART 1- INTRODUCTION

---

### 1.1 CLIMATE CHANGE PLAN

Planning for the future impacts of climate change is an important issue for local government. Climate change affects a number of areas that local government is responsible for managing including infrastructure, assets, health services, water management, emergency management, urban forest and the natural environment.

Whilst local government plays a key role in addressing climate change, as the closest level of government to the community, there is a shared responsibility from state and federal government, industry, research institutions and the community. Continuing to reduce greenhouse gas emissions to mitigate the effects of climate change is an essential part of local government's role in managing the environment.

The effects of climate change will vary in scale and nature across the globe but will impact on various elements such as temperature, rainfall, intensity and frequency of extreme weather events, sea levels and ocean temperatures. Predicting the exact scale and nature of climate change at a local level and the resulting impacts is challenging and will depend on the response of local climate systems and the level of future greenhouse gas emissions.

The City of Joondalup is situated within the South West corner of Western Australia, a global biodiversity hotspot and an area particularly vulnerable to climate change. A considerable amount of climate-related research has focused on the South West of WA and some key findings include:

- There is projected to be a decrease in winter rainfall by up to 15 per cent by 2030 under all emission scenarios.
- Mean temperatures have increased by about 1.1°C since 1910, with the rate of warming higher since 1960.
- There will be an increase in the temperature and frequency of very hot days and heatwaves will get longer and more intense.
- There has been a distinct drying trend in the South West since 1970, particularly in autumn and early winter.
- There will be decreases in soil moisture and runoff because of increased water loss from plants and soils due to drier and hotter conditions.
- Sea levels will continue to rise.
- Coastal waters will continue to warm and oceans will become more acidic.<sup>1</sup>

Expected climate change impacts within the region include (but are not limited to):

- coastal inundation and erosion as a result of sea level rise
- reduced water availability

---

<sup>1</sup> Department of Water and Environmental Regulation (2021)

- increased bushfire risk
- increased threats to habitats of flora and fauna
- increased damage to infrastructure
- health impacts particularly for those considered vulnerable.

Impacts from climate change will significantly affect the City's operations, infrastructure, activities and services as well as its environment and community. The development and implementation of a Climate Change Plan will assist the City to minimise and prepare for these impacts whilst increasing community resilience.











### 1.1.1 Purpose





The Climate Change Plan 2024-2034 will provide guidance to the City's climate change activities over the next ten years. The Plan has a dual purpose:

- *Mitigation* – to continue to prevent or reduce greenhouse gas emissions to minimise the severity of climate change.
- *Adaptation* – to implement strategies to ensure the City can adapt to current and future impacts of climate change.

The City has identified a number of overarching objectives to guide implementation of the Plan, as shown in Table 1.

Table 1: Overarching objectives of the Climate Change Plan

Mitigation		Adaptation	
Reduce carbon emissions		Protect and enhance biodiversity	
Increase renewable energy		Increase canopy cover	
Environmentally sustainable design		Coastal hazard adaptation	
Minimise waste		Support community adaptation	
Increase resource recovery		Encourage sustainable behaviour change	

Mitigation		Adaptation	
Sustainable living education		Waterwise community	
Collaboration and advocacy		Build resilience	

### 1.1.2 Scope

Climate change is a global, national and local issue. Climate change adaptation and mitigation is the responsibility of all spheres of government as well as businesses, the community and individuals. While the City recognises that local government has an important role in both mitigation and adaptation, it is also important to recognise that many strategies for mitigation and adaptation are outside of the statutory responsibility or influence of local government.

The scope of this Plan is limited firstly to the geographical boundary of the City, and secondly to the roles and responsibilities of the City as a local government authority.

In regard to mitigation, the City's responsibilities relate to reducing its own emissions and encouraging and supporting the community to reduce their emissions through education, behaviour change programs and planning and development processes. A more detailed summary of the City's role in climate change mitigation is provided in Table 2.

Table 2: City's Mitigation Scope

WITHIN SCOPE (Direct Influence)	
City facilities	The City aims to integrate principles of environmental sustainability into the design and construction of City owned buildings through the application of the <i>Environmentally Sustainable Design for City Buildings Policy</i> .
Energy use in City buildings	The City is responsible for and has direct control over the amount and source of energy used within its buildings. The City has entered a Power Purchase Agreement to purchase renewable energy for a percentage of the City's contestable energy sites, commencing on 1 July 2022.
City's fleet system	The City is responsible for and has direct control over the size and type of vehicles that comprise its vehicle fleet as well as the fuel sources used.
Urban Planning	The City has a limited direct regulatory role through the City's local planning framework, including the Local Planning Scheme, local planning policies and structure plans. The planning framework includes standards for development, which may influence energy use within the community. A review of Local Planning Scheme No. 3 is planned to commence in 2024.
Public Open Space and Streetscapes	Identifying areas for increased tree planting and irrigation reduction.
Local Coastal Vulnerability Assessment	The City has direct control over the identification of risks along the City managed areas of the coast and undertakes monitoring to determine the vulnerability of infrastructure and the natural environment within this zone.



WITHIN SCOPE (Direct Influence)	
Lighting within Public Open Spaces	The City has direct control (i.e. design, installation, maintenance) over some public lighting within City owned or managed land such as in parks, recreations reserves, specific street lighting locations and along paths.
Waste Management	The City is responsible for collecting and managing corporate waste and waste produced by households. Effective waste management i.e. recycling and diversion from landfill can reduce greenhouse emissions.
WITHIN SCOPE (Indirect Influence)	
Western Power owned Street lighting	As of 2020-21, approximately 85% of the City's street lighting emissions are from Western Power owned street lighting. While the City pays for the electricity to power the street lights the street light assets are owned by Western Power and therefore the City has limited ability to influence street lighting technology or maintenance schedules. The City's main role is likely to be an advocacy or partnership role.
Household energy use	The City can encourage energy efficiency, renewable energy, and use of sustainable transport by individuals and households but cannot directly control it.
Building and development	The City can encourage and support energy efficient and climate sensitive building and development but cannot directly control it. Minimum energy requirements are set out by the Building Code of Australia.
Waste production	The City can support and encourage the community to reduce their waste production but cannot directly control it.
OUTSIDE SCOPE	
Carbon Pricing	Responsibility of the Federal Government.
Energy Regulation and Supply	Responsibility of the State Government.
Public Transport	Responsibility of the State Government.
Metropolitan Planning	Responsibility of the State Government.

In regard to adaptation the City's responsibilities relate to preparing and adapting its own infrastructure, assets, operations and services for the impacts of climate change as well as managing the local environment. The City also has an indirect role in encouraging and supporting its community in becoming more resilient to the impacts of climate change.

There are a number of areas where local government and State Government have a shared role and/or overlapping responsibilities. This is particularly true for urban planning, where the planning framework is increasingly obligated to conform with State Government requirements and approvals. Planning decisions made by local government can be subject to review by the State Administrative Tribunal. There is also uncertainty in the extent to which local government or State Government could be held responsible for planning and development decisions that are later impacted by climate change. The City's adaptation scope is outlined in Table 3.

Table 3: City's Adaptation Scope

WITHIN SCOPE (Direct Influence)	
City infrastructure and assets	Identifying risks to the City's infrastructure and assets as a result of climate change and planning for the protection and/or adaptation of these infrastructure and assets.

WITHIN SCOPE (Direct Influence)	
City owned land	Identifying vulnerable City owned or managed land (particularly along the coast) and planning for its protection and/or adaptation.
Natural Areas	The City's environmental management activities in City owned and managed natural areas should be based on adaptive management principles to ensure its environmental management approach is protective and responsive to a changing climate.
City's water use	Reducing the City's water use in preparation for a drying climate through effective water management, reduced consumption and use of alternative water sources.
Increased use in services and facilities	Ensuring the City has adequate planning and resources in place for increased use of facilities and service levels.
Stormwater management	Ensuring the City's stormwater management systems are adequate for future climate scenarios.
Urban Planning	Identifying where the City's planning framework can respond to future climate change impacts.
WITHIN SCOPE (Indirect Influence)	
Preparing individuals and communities for climate change impacts	The health and wellbeing of individuals may be affected by climate change. The City can support and encourage residents to become more resilient to climate change impacts.
Adaptation of private property	The City has a limited indirect role in advising individuals and communities about climate change risk and adaptation for private property.
Emergency Management	The City partners with the State Government in the delivery of emergency management services.
Natural Areas	The natural environment (landscapes, habitats, flora and fauna) will respond and adapt to a changing climate. The City through its environmental management and adaptation activities may be able to indirectly support or facilitate this response of the natural environment.
OUTSIDE SCOPE	
Climate science research	There are many international, national and state based organisations that undertake climate science research.
Large scale coastal modelling	The Federal Government has undertaken some modelling of climate change impacts along Australia's coast. However gaps still remain in the availability of state wide coastal modelling data.
Adaptation of private property	Individuals are ultimately responsible for preparing and adapting their property for climate change.
Adaptation of State owned infrastructure and land	Responsibility of State Government.

### 1.1.3 Climate Change Plan Benefits

The Climate Change Plan has a number of benefits for the City, including:

- Providing an informed and strategic direction for the City's climate change management activities.
- Building upon and continuing the City's achievements in reducing greenhouse gas emissions.
- The City, its environment and its community will be more resilient, better prepared and better able to adapt to future climatic conditions.
- Early investment in preparation and adaptation planning will help the City avoid or minimise climate change impacts and reduce the costs of adaptation and impacts when they occur.
- Climate change mitigation and adaptation activities can create opportunities and provide benefits for the City not directly related to climate change i.e. reduced costs.
- Development and implementation of the Plan will enable the City to continue to demonstrate leadership in local government climate change mitigation and adaptation.

### 1.1.4 City of Joondalup Climate Change Actions

The City has been undertaking significant actions to address climate change since 2000, as shown in Figure 1.

The Climate Change Strategy 2014 - 2019 included a corporate mitigation target to reduce net greenhouse gas emissions by 5% per capita below 2012/13 emissions by 2018/19. Net greenhouse gas emissions for 2018/19 reduced by 16.1% per capita in comparison to the 2012/13 baseline year. The City's total greenhouse gas emissions in 2018/19 decreased by 6,914 tCO<sub>2</sub>-e or 30.2% from 2012/13 emissions.

The City's total annual corporate emissions have remained consistent in recent years. The City's total net GHG emissions in 2021/22 were 13,313 tonnes CO<sub>2</sub>-e (equivalent). The City's total annual corporate greenhouse gas emissions and per capita emissions from 2012/13 to 2021/22 are outlined in Section 2.2.2. The Climate Change Strategy 2014 – 2019 continued to be implemented until the new Climate Change Plan was developed in 2024.

A key example of where the City has undertaken a targeted and effective energy reduction program is the City's flagship recreation facility, Craigie Leisure Centre. Craigie Leisure Centre includes two indoor swimming pools, an outdoor swimming pool, gymnasium, court facilities and meeting rooms. See Figure 2 for information on how energy consumption and greenhouse gas emissions have been reduced at Craigie Leisure Centre.

### **CRAIGIE LEISURE CENTRE**

The City has significantly reduced the amount of energy consumption and greenhouse gas emissions at Craigie Leisure Centre: the City's largest community recreation facility. Key initiatives include:

- Installation of a geothermal heating system to heat the swimming pools which saves approximately 933 tonnes of greenhouse gas emissions annually.
- Installation of solar hot water system and 39.96 kW solar photovoltaic system.
- Monitors have been installed at the Centre to enable Solar PV energy production to be tracked on an hourly, daily, weekly, monthly or annual basis.
- Regular energy audits and energy efficiency improvements.
- Installation of pool blankets on external pools to reduce water heating costs.
- Staff awareness and behaviour change programs.

Craigie Leisure Centre has been part of the Waterwise Business Program since 2012, was endorsed as a Waterwise Aquatic Centre in 2014 and has retained endorsement to the present. Craigie Leisure Centre achieved endorsement as a Gold Waterwise Aquatic Centre in 2021/22 and 2022/23 for demonstrating best practice water management in an Aquatic Centre.



Figure 2: Case Study – Craigie Leisure Centre

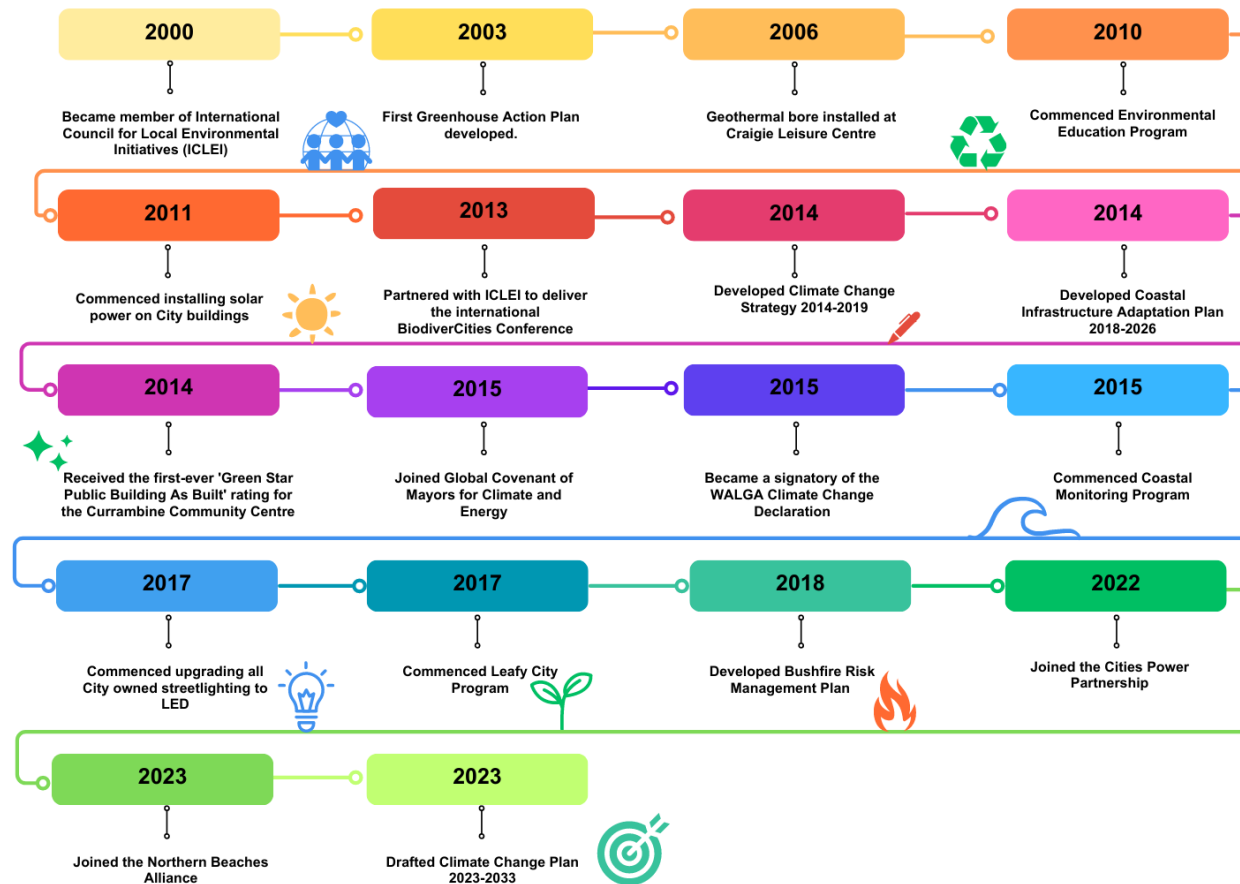


Figure 1: City of Joondalup Climate Change Actions Timeline

### 1.1.5 Our City

Located 26 kilometres north of Perth's central business district, the City is the third largest local government in Western Australia by population with 165,075 living in the City in 2021. The City covers an area of 96 square kilometres which encompasses a diverse range of natural areas including 17 kilometres of coastal foreshore from Marmion to Burns Beach, a chain of wetlands and a variety of bushland ecosystems. An aerial map of the City is shown in Figure 3.

Joondalup, derives its name from the Whadjuk people, the original inhabitants of the area from the family group of Yellagonga, a prominent Aboriginal elder highly regarded in Noongar culture. The Noongar word for Joondalup is *Doondalup*, meaning 'the lake that glistens.'

Joondalup is situated in Mooro country, which incorporates land as far as Moore River, Ellenbrook in the east, the sea to the west and the Swan River to the south. Prior to colonisation, Lake Joondalup and Goollelal provided a rich supply of food including a hunting ground for water birds and turtles and inspiration for Noongar spiritual and ritual beliefs and practices.

Climate change threatens cultural heritage and Aboriginal Australian's ongoing connection to Country. Traditional Environmental Knowledge has significant capacity to make Australia more resilient to the climate crisis. Engaging with Aboriginal people regarding climate change and connection to Country is important to not only prepare for our future, but to support the overall goal of reconciliation.<sup>2</sup>

---

<sup>2</sup> Williamson (2022)



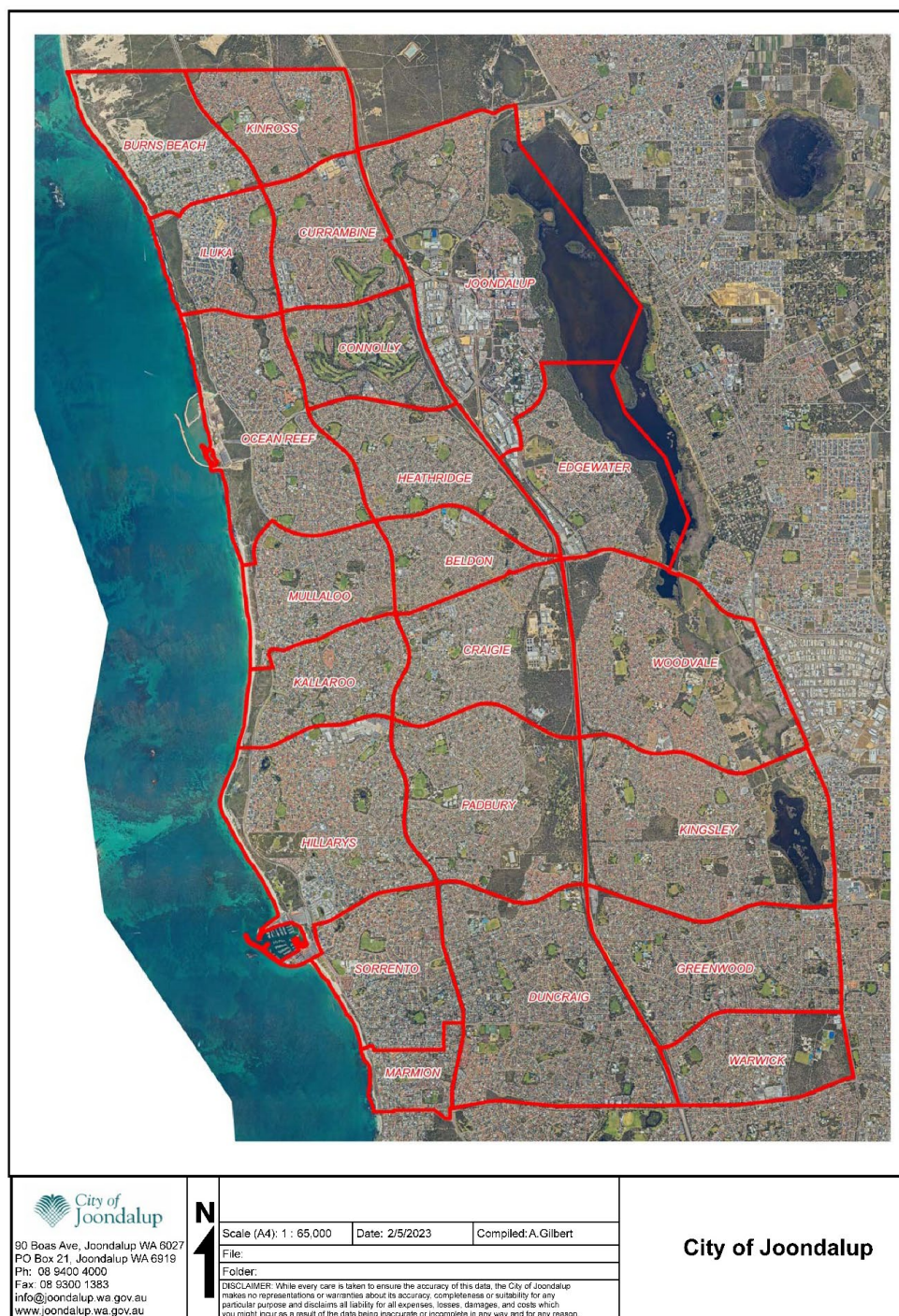


Figure 3: Aerial map of the City of Joondalup

## 1.2 MITIGATION AND ADAPTATION

This Plan has the dual purpose of mitigation and adaptation. Combining mitigation and adaptation within the same Plan is considered to be best-practice and will enable the City to:

- Demonstrate to the community that the City is committed to both climate change mitigation and adaptation;
- Identify projects that will have benefits for both mitigation and adaptation; and
- Maximise funding opportunities.

Climate change mitigation, climate change adaptation and the relationship between the two is described in more detail below.

### 1.2.1 Mitigation

Climate change is occurring on a global scale as a result of increasing concentrations of greenhouse gases in the atmosphere. This increased concentration of greenhouse gases has resulted in a warming of the atmosphere which has and will continue to have a wide ranging effect on weather patterns and climate systems.<sup>3</sup>

It is stated in the IPCC's Sixth Assessment Report (2023) that:

*"Human activities, principally through emissions of greenhouse gases, have unequivocally caused global warming, with global surface temperature reaching 1.1 °C above 1850-1900 in 2011-2020. Global greenhouse gas emissions have continued to increase, with unequal historical and ongoing contributions arising from unsustainable energy use, land use and land-use change, lifestyles and patterns of consumption and production across regions, between and within countries, and among individuals."*<sup>4</sup>

Climate change mitigation refers to direct action to reduce emissions of greenhouse gases and decrease the severity of climate change. The more greenhouse gases that are emitted (both presently and in the future) the greater the scale of future climate change and the associated impacts.

### 1.2.2 Adaptation

The concentration of carbon dioxide (one of the key greenhouse gases) in the atmosphere has increased by 50% since the beginning of the industrial revolution<sup>2</sup>. This level of concentration is such that even if all emissions were to cease now, some climate change would still occur due to the level of past emissions.

The realisation that the world will be subject to a certain amount of unavoidable climate change has led to a focus on climate change adaptation. Climate change adaptation refers to changes in human or natural systems in response to actual or expected climate changes in order to minimise impacts or increase beneficial opportunities. Adaptation can be reactive or proactive.

---

<sup>3</sup> World Economic Forum (2021)

<sup>4</sup> IPCC (2023)



The greater the degree of proactive adaptation that occurs in expectation of specific climate changes, the less impact that climate change will have on human and/ or natural systems i.e. the expected climate change will still occur but the impact from it may be less<sup>5</sup>.

### 1.2.3 Relationship between Mitigation and Adaptation

While mitigation addresses the causes of climate change, adaptation addresses the effects of climate change. Mitigation and adaptation are inter-related. The more mitigation that occurs i.e. reduction of emissions, the less severe the climate change and the less adaptation will be required. Therefore, the City needs to adapt for unavoidable climate change while doing its part to reduce emissions to minimise the severity of climate change.

While adaptation and mitigation have two distinct purposes, single strategies can address both mitigation and adaptation. For example, the installation of photovoltaic cells on City buildings is relevant for both mitigation and adaptation. The photovoltaic cells generate solar energy which does not emit greenhouse gases contributing to a reduction in the City's greenhouse gas emissions (i.e. mitigation). This also contributes to making the City more resilient to future energy price increases as the City is required to purchase less mains electricity for the building (i.e. adaptation).

## 1.3 STRATEGIC CONTEXT

The City acknowledges that the Climate Change Plan does not operate in isolation. Therefore the ten year Plan has been developed to align with the local, state and federal planning context.

### 1.3.1 Local

#### *Integrated Planning Framework*

The City operates under an *Integrated Planning Framework*; this Framework ensures that the City's strategic priorities align to its planned activities and resourcing requirements. The Framework also builds in reporting requirements to ensure transparency and the demonstration of planned achievements.

The nature of climate change mitigation and adaptation, and the wide scope of impacts expected from a changing climate, means that effective climate change management will need to be incorporated across the *Integrated Planning Framework* as shown in see Figure 4.

---

<sup>5</sup> IPCC (2007)

## Integrated Planning and Reporting Framework

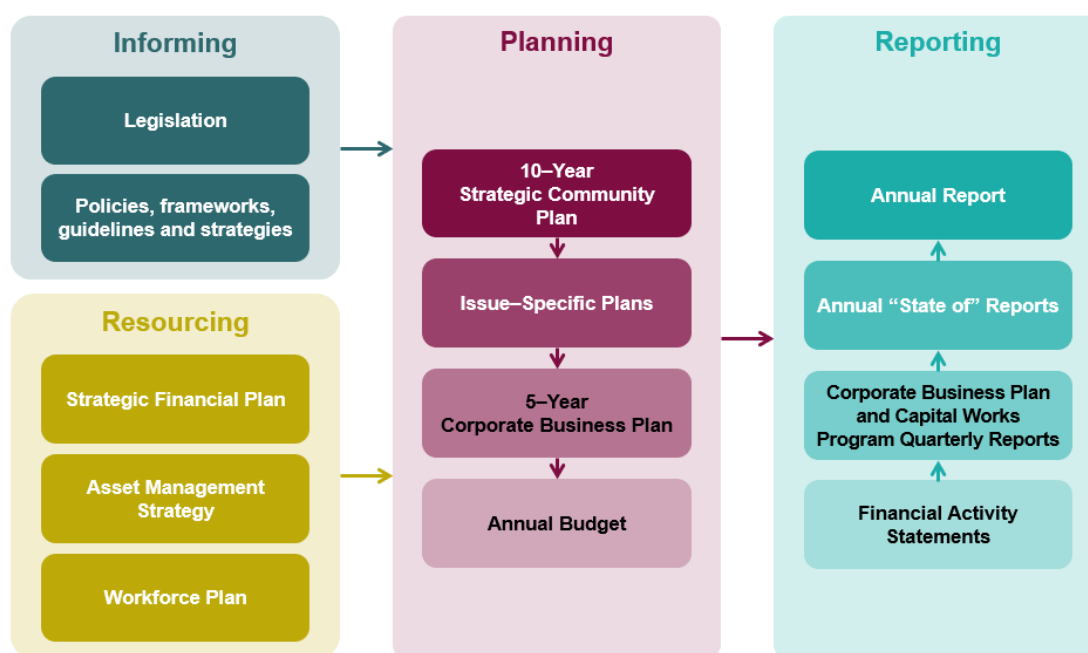


Figure 4: The City's Integrated Planning Framework

### *Joondalup 2032: Strategic Community Plan 2022-2032*

The Strategic Community Plan, *Joondalup 2032*, sets out our strategic direction for the City for the next 10 years. The Plan focuses on five key themes to guide a shared vision for the future of the City. The Environment theme includes the following goal:

*We have a beautiful natural environment which we care for and protect. We demonstrate best-practice in sustainability and environmental management. Our community is actively involved in conservation and sustainability initiatives and we share responsibility for preserving our natural assets for future generations.*

*Joondalup 2032* also includes the following outcomes related to climate change:

- 2-1 Managed and protected - You value and enjoy the biodiversity in local bushland, wetland and coastal areas.
- 2-2 Clean and sustainable - You are supported to minimise waste and live sustainably in a clean environment.

- 2-3 Responsible and efficient - You benefit from a responsible and efficient use of natural resources.
- 2-4 Resilient and prepared - You understand and are prepared for the impacts of climate change and natural disasters.

### Strategic Environmental Framework

The City's Climate Change Plan is connected to other environmental plans and strategies that help address the City's climate risks and emission reduction priorities, as outlined in Figure 5 below.



Figure 5: The City's Strategic Environmental Framework

The Environment Plan 2014 – 2019 is key to the strategic environmental framework and is the primary strategic environmental plan for the City. The Environment Plan provides strategic direction for broad environmental management across the City. The objective of the Environment Plan is:

*To provide ongoing leadership in adaptive environmental management to ensure the sustainable use of natural resources and the conservation and enhancement of the City's natural assets for future generations.*

Beneath the Environment Plan are a number of issue specific Strategies and Plans, including the City's Climate Change Plan. The City is currently developing a new Environment Strategy which is aimed to be finalised in 2024.

### 1.3.2 Regional – Western Australian Local Government Association

The Western Australian Local Government Association (WALGA) develops climate change policy and projects, liaises with local governments to ascertain key climate change concerns and priorities and advocates to other spheres of government on behalf of the Local Government sector.

### **WALGA Climate Change Policy**

WALGA has developed a series of projects to assist local governments to mitigate greenhouse gas emissions and prepare for the impacts of climate change. The City of Joondalup is involved in a number of these projects including the WALGA Climate Change Declaration.

At the September 2013 City of Joondalup Council Meeting, Council endorsed the City becoming a signatory to the WALGA Climate Change Declaration.

The WALGA Climate Change Declaration recognises that a collaborative approach is required to adapt to the impacts of climate change. The declaration strengthens local government's advocacy position by articulating a shared political commitment across the sector. As of April 2023, 51 Western Australian local governments are signatories to the WALGA Climate Change Declaration.

Signing the Declaration demonstrates the City's political commitment to climate change management and acknowledges the impacts of climate change and the importance of developing locally appropriate climate change management strategies.

The development of this *Climate Change Plan* will ensure that the City continues to meet its commitments under the WALGA Climate Change Declaration.

#### **1.3.3 State**

In November 2020, the Western Australian Government released the *Western Australian Climate Policy*, setting out a plan to reduce greenhouse gas emissions and build climate-resilient communities. The Policy includes a net zero by 2050 target for government operations. In June 2022, a whole of government target of an 80% reduction in emissions below 2020 levels by 2030 was adopted. The Policy recognises the need to work with local governments to help communities adapt to the impacts of climate change.

The Sectoral Emissions Reduction Strategy (SERS) for Western Australia was released by the State Government in December 2023 which is a consolidated strategy that sets out pathways and priority actions for reducing emissions to support the State Government's target of net zero emission by 2050. The SERS addresses key sectors of the economy, covering all major sources of emissions from electricity, industry transport, agriculture and land use, buildings and waste.

In December 2022, the State Government released its directions paper, 'Climate Resilient WA: Directions for the State's Climate Adaptation Strategy', followed by a 'Climate Adaptation Strategy' in 2023. The State Government is also planning on delivering a Sector Adaptation Plan Program for WA to identify sector-specific climate impacts and priority adaptation actions.

The State Government also released a State Electric Vehicle Strategy for WA in 2020 to prepare for the transition to low and zero emission electric vehicles and maximise benefits to WA.

The State Government introduced the Climate Change Bill 2023 to Parliament in November 2023 to contribute to provide the framework for State Government action on climate. The legislation will formalise the state's long-term target of net zero emissions by 2050 and provide statutory requirements to set interim emission reduction targets and develop policies to reduce

emissions and enhance climate resilience. The legislation will also required a 2030 interim emissions target to be set and annual reporting on the state's emissions and progress against the emission reduction targets to the Parliament of WA.

#### 1.3.4 National

At the national level, the Australian Government's National Climate Resilience and Adaptation Strategy, released in 2021, sets out how government, business and communities can work together to prepare, manage and adapt to the impacts of climate change.

In September 2022, the *Climate Change Act 2022* was legislated, bringing into effect a net zero by 2050 target and a 2030 target to reduce net greenhouse gas emissions by 43% below 2005 levels.

The Australian Government also launched the Powering Australia Plan in 2022 that focuses on job creation, cutting power bills and emission reductions through boosting renewable energy.

A focus on electric vehicles in the national Electric Vehicle Strategy 2023 supports further emissions reductions by increasing the supply, infrastructure and uptake of electric vehicles nationally. One of the key objectives of this strategy is to reduce the cost to Australians of purchasing and running their vehicles. To achieve this, the government passed the Electric Car Discount Bill 2022 which will significantly reduce the cost of electric cars by exempting some vehicles from import charges and fringe benefits taxes.

#### 1.3.5 International

At the international level, the United Nations Framework Convention on Climate Change (UNFCCC) was established in 1992 to support the global response to the threat of climate change. The UNFCCC has 198 member countries and its main objective is to stabilise greenhouse gas concentrations in the atmosphere at a level that will prevent dangerous human interference with the climate system, in a timeframe which allows ecosystems to adapt naturally and enables sustainable development.

The UNFCCC is the overarching treaty governing the 2015 Paris Agreement and the 1997 Kyoto Protocol.

In 2015, Australia and 195 other Parties signed the Paris Agreement, a legally binding international treaty on climate change that has a goal of limiting global warming to well below 2°C, preferably to 1.5°C, compared to pre-industrial levels. To reach this goal, countries submit a greenhouse gas emission reduction commitment, known as nationally determined contributions (NDCs). The Australian Government set an NDC to reduce its emissions to 43% below 2005 levels by 2030.

The Kyoto Protocol is an international agreement adopted under the UNFCCC that expired in 2020 and included binding national targets for developed countries and flexible market mechanisms, based on the trade of emissions permits.

By establishing targets, the City can monitor and measure progress towards achieving the objectives of the Climate Change Plan. It also ensures both transparency and accountability in demonstrating the delivery outcomes.

## 1.4 COMMUNITY CONSULTATION







### *Climate Change Survey*










The City conducted a Climate Change Survey in June and July 2021 to consult with the community about the key expectations around the City's role in responding to the impacts of climate change and inform the development of the Climate Change Plan. The Survey collected 1,267 responses, 95% of which reside within the City. The consultation process provided an opportunity for community members to provide feedback and guide the direction of the City's actions to address climate change.

#### **What the community said:**

When asked "How important is the issue of climate change to you personally?", a total of 49% of participants said that the issue of climate change is extremely important to them.

When asked "What sort of greenhouse gas emissions reduction target do you think the City of Joondalup should pursue?", a total of 66% of the participants supported an ambitious emissions reduction target, highlighting the importance to the community of strong climate action. The tables below highlight other community responses to questions in the Climate Change Survey.

How concerned are you about the impacts of climate change?		
 <b>36%</b> of participants are extremely concerned about rising sea levels and coastal erosion	 <b>37%</b> of participants are extremely concerned about more hot days and heatwaves.	 <b>47%</b> of participants are extremely concerned about reduced rainfall potentially leading to water shortages and more droughts
 <b>38%</b> of participants are extremely concerned about more frequent and extreme weather events (e.g. severe storms and floods).	 <b>45%</b> of participants are extremely concerned about harsher and longer fire seasons/bushfires	 <b>54%</b> of participants are extremely concerned about biodiversity loss (e.g. native trees, plants and animals).

How much are you doing personally to reduce greenhouse gas emissions?		
 <b>56%</b> of participants said they are using solar panels or solar hot water.	 <b>40%</b> of participants said they are using active travel methods such as bike riding, walking and public transport rather than driving.	 <b>32%</b> of participants said they were recycling.
What should the City do to mitigate climate change?		
 <b>51%</b> of participants think the City should install renewable energy devices on City owned facilities and buildings (e.g. solar panels).	 <b>40%</b> of participants think the City should increase energy efficiency of City owned facilities, building and lighting.	 <b>34%</b> of participants think the City should provide funding/incentives to support the community to reduce their greenhouse gas emissions.
What should the City do to adapt to climate change?		
 <b>69%</b> of participants think the City should plant trees in urban areas to reduce the urban heat island effect.	 <b>64%</b> of participants think that the City should conserve bushland areas to maintain biodiversity within a drying climate.	 <b>33%</b> of participants think that the City should encourage landowners to retain trees on private properties.

#### Strategic Community Reference Group

The City's Strategic Community Reference Group meets an average of four times per year and consists of a maximum of two community member representatives from each of the six wards, two youth representatives, a maximum of four Elected Members nominated by Council and one Elected Member nominated as Presiding Member.

The City's Strategic Community Reference Group met in August 2021 to consider the strategic approach to climate change and identify opportunities to inform the review of the *Climate Change Strategy 2014 – 2019*. Participants agreed that the climate change discussion had evolved over the last five years and the concept of climate change was no longer debatable with most participants supportive of the City setting an ambitious carbon emissions reduction target and wanting the City to demonstrate leadership and action in climate change mitigation and adaptation.

Participants indicated that the top three initiatives that they would like the City to upon and prioritise over the next 10 years with the following being voted highest:

- Monitor and report on community emissions and implement initiatives to encourage emission reductions.
- Set an ambitious emission reduction target (i.e. net zero by 2050) as well as setting an interim emission reduction target for 2030 that aligns.
- Include environmentally responsible criteria in the City's procurement practices and governance.

## 1.5 CORPORATE EMISSION TARGETS

### *Corporate mitigation target*

The City's corporate mitigation targets aligns with the State government emissions targets and have been developed through a review of the City's energy use and emissions profile and giving consideration to the City's scope to make energy efficiency and energy reduction improvements (see Table 4). The City has already achieved a 17% reduction in emissions in 2021/22, as compared to 2012/13, and many of the more easily achieved improvements have already been made. Whilst there is still scope for improvement, these initiatives are more challenging and often have larger budgets associated with implementation.




Under the Climate Change Plan a corporate mitigation target of an 80% per cent reduction in net greenhouse gas emission has been established by 2030. The City's most recent energy consumption data of 2021/22 will be used as the baseline year. The final implementation year of the Climate Change Plan, 2030/31, is the target year. The target relates to net emissions rather than total emissions and therefore includes any offsets or renewable energy that the City purchases (see sections 2.3.4 and 2.3.5 for a more detailed discussion of renewable energy, net emissions, offsets). The City's net greenhouse gas emissions in 2021/22 were 13,313t CO<sub>2-e</sub>. The City will need to reduce its emissions by 1,664t CO<sub>2-e</sub> per year to reach this target by 2030.

### *Community mitigation target*

The City and the community have a shared responsibility to address climate change and the City can raise awareness and support the community in regard to energy conservation and energy efficiency. There is limited energy and greenhouse gas data available for the community, therefore the City's community mitigation target is based on implementing a minimum number of community mitigation projects / events per year (see Table 4).



Table 4: Corporate and community mitigation targets

<b>Corporate targets</b>	
Reduce net greenhouse gas emissions by 80 per cent below 2021/22 emissions by 2030/31	
Achieve net zero emissions by 2050.	
<b>Community target</b>	
Implement a minimum of two community mitigation initiatives per year.	

## PART 2 – MITIGATION

---

### 2.1 GREENHOUSE EMISSIONS

Greenhouse gases occur naturally in the atmosphere where they absorb some of the sun's energy and re-radiate it back into the atmosphere (the remainder of the sun's energy is reflected back into space). This process keeps the earth at a temperature suitable for human life and is called the greenhouse effect. Greenhouse gases include water vapour, carbon dioxide (CO<sub>2</sub>), methane, nitrous oxide, ozone and some artificial chemicals such as chlorofluorocarbons (CFCs). The enhanced greenhouse effect is where increasing concentrations of greenhouse gases in the atmosphere result in an increased warming of the atmosphere.

Scientific research has established that this increased concentration of greenhouse gases is a result of human activities. The most recent report from the International Panel for Climate Change (IPCC) states *'Human induced climate change, including more frequent and intense extreme events, has caused widespread adverse impacts and related losses and damages to nature and people, beyond natural climate variability.'*<sup>6</sup>

The activities that contribute the most greenhouse gas emissions are:

- burning fossil fuels – such as coal, oil and natural gas in manufacturing processes and to create the energy to run homes, cars, business, industry etc.
- cement manufacturing
- large scale agriculture – which creates methane
- land clearing – which releases the carbon dioxide stored in the trees and vegetation.

The main contributor to climate change is CO<sub>2</sub>, and accounts for about two thirds of greenhouse gases produced by human activities. Methane is not as abundant as CO<sub>2</sub>, but is 21 times more effective at trapping heat making it an important greenhouse gas.

#### 2.1.1 Emission Scenarios

The extent of future climate change is dependent upon the amount of greenhouse gases that continue to be emitted into the atmosphere. Government policy, technological development and population increases can all affect the amount of future greenhouse gas emissions. In order to account for this, emission scenarios are used to outline likely levels of greenhouse gas emissions under different assumptions of driving forces i.e. demographic and socioeconomic development, and technological change. These greenhouse concentrations are then used in climate modelling to predict different climate scenarios.

Human induced warming reached approximately 1°C above pre-industrial levels (1850-1900) in 2017, increasing at 0.2 °C per decade.<sup>7</sup> These temperature rises have already resulted in

---

<sup>6</sup> IPCC (2022a)

<sup>7</sup> IPCC (2022a)

'profound alterations to human and natural systems, including increases in droughts, floods and some other types of extreme weather; sea level risk; and biodiversity loss.'<sup>7</sup>

For the Fifth Assessment Report of IPCC, the scientific community has defined a set of four new emission scenarios, called Representative Concentration Pathways (RCP). They include one mitigation scenario where 'aggressive' action has been taken to reduce emissions, two different scenarios where some action is taken to reduce emissions, and one scenario where no extra action is taken to reduce emissions and emissions continue to rise at current rates. The use of emission scenarios clearly demonstrates the impact that not mitigating future greenhouse emissions will have on temperature and sea level rise.

### 2.1.2 Reducing Greenhouse Emissions

It is widely agreed that if global temperatures were to rise by more than 1.5°C above pre-industrial levels the risks will be unacceptably high. Limiting global warming to '1.5°C or less is expected to substantially reduce the probability of extreme drought, precipitation deficits, and risks associated with water availability.'<sup>8</sup> If emissions continue to track at the top of the IPCC scenarios, Western Australia's temperatures could rise by around 2°C by 2050.<sup>9</sup> If global temperature rise is to be stabilised, substantial and sustained reductions in global carbon emissions will be required. The longer the delay in cutting emissions the greater the scale of change will be<sup>10</sup>.

The IPCC reports with *high confidence* that global greenhouse gas emissions are projected to peak between 2020 and at the latest before 2025 in global modelled pathways that limit warming to 1.5°C with no or limited overshoot and in those that limit warming to 2°C and assume immediate action. In both the 1.5°C and 2°C modelled pathways, rapid and deep greenhouse gas emissions follow throughout 2030, 2040 and 2050. Without a strengthening of policies beyond those that are implemented by the end of 2020, greenhouse gas emissions are projected to rise beyond 2025, leading to a median global warming of 3.2°C.<sup>11</sup>

Substantial and sustained reductions will require broad-based action across many sectors of the global economy. There is no single answer to reducing emissions; rather emissions need to be reduced from a variety of sources in a variety of ways. This may include:

- Using renewable energy (solar, wave and wind).
- Increasing energy efficiency in industry and manufacturing processes.
- Using alternative fuels for lower emission transport, including electric vehicles.
- Improving agricultural practices for lower emissions.
- Decreasing deforestation.

---

<sup>8</sup> IPCC (2022a)

<sup>9</sup> Department of Water and Environmental Regulation (2021)

<sup>10</sup> Climate Council (2013)

<sup>11</sup> IPCC (2022b)

- Removing emissions from the atmosphere through carbon sinks – this is mostly through reforestation as trees absorb carbon dioxide from the atmosphere through the photosynthesis process.

Substantial and sustained reductions will require all spheres of government, business and individuals to contribute to mitigation. Local government alone will not be able to mitigate climate change; however, it is important that local government takes action in mitigating its own emissions and supports its residents to mitigate their emissions.

## **2.2 CORPORATE ENERGY USE AND EMISSIONS PROFILE**

The City uses energy to power its buildings, community facilities, street lights, public open space lighting, and light and heavy fleet vehicles.

The City uses traditional energy sources which produce greenhouse emissions such as electricity and natural gas, and petrol, and diesel in its fleet vehicles. The City also uses energy from renewable sources (photovoltaic cells, solar hot water systems and geothermal heating) which produce no greenhouse emissions, as well as purchasing renewable energy.

The City monitors and reports different emission scope types including Scope 1, Scope 2 and Scope 3, as defined by the National Greenhouse and Energy Reporting Scheme. Scope 1 are direct emissions that occur directly as a result of activity at a facility over which the City has a high level of control e.g. fuel for fleet vehicles and natural gas combustion in City owned and operated facilities. Scope 2 are indirect emissions from the City's consumption of electricity, heating or cooling that are generated offsite e.g. purchased electricity for City owned and operated facilities and energy usage from City owned street lighting. Scope 3 are indirect emissions not included in Scope 2 occurring in the City's value chain and occur at sources or facilities not owned or controlled by the City e.g. Western Power owned street lighting.

It is important for the City to monitor and understand its energy use and greenhouse gas emissions in order to manage and minimise the impact. The City currently monitors its energy use and greenhouse emissions through a subscription to Azility. Azility collects energy use data from the City's utility providers and uses it to provide the City with quarterly and annual reports. Reports are provided on greenhouse gas emissions, street lighting, fleet and energy (gas and electricity). Azility also provides individual property reports for the City's buildings. Data obtained through the program informs the delivery of the City's Capital Works Program and is utilised in the City's Annual Report and State of the Environment Report to inform the community on the City's environmental performance.

A summary of the City's energy use and greenhouse gas emissions is provided below.

### **2.2.1 Energy Use by Sector**

The City's total annual corporate energy use in 2021/22 was 70,397 GJ. This energy was used across four main sectors:

- Electricity (Facilities) – Electricity is used to power the City's buildings and facilities as well as other items such as public open space lighting, water pumps etc.
- Electricity (Street lights) – Electricity is used to power the City's street lights. Although the City purchases the electricity to power the street lights the infrastructure is owned

and operated by Western Power which means the City has limited opportunity to reduce or create efficiencies in the energy use of the street lights.

- Natural Gas – Is generally used in City buildings for hot water supply and space heating.
- Fuel (Fleet) – Is used to operate the City's heavy and light vehicle fleet. The City fleet uses a variety of fuel sources: diesel 93% and unleaded petrol 7%.

The City's energy use has remained relatively consistent since 2016/17. Electricity (Facilities) is the largest energy user followed by Electricity (Street lighting), Fleet and then Natural Gas. Energy use from Electricity (Facilities) has fluctuated slightly each year, which can be attributed to the implementation of energy efficiency initiatives and usage of the facilities with a dip in usage during COVID. Electricity used for street lighting is calculated from the number of street lights, type of street light, and hours of operation. Gas has remained consistent and fleet has reduced with LPG use being discontinued as a council fuel source in 2018/19.

### 2.2.2 Greenhouse Emissions by Sector

Various sources of energy produce different amounts of greenhouse gases therefore it is important to also look at greenhouse emissions by sector. Electricity has the highest emissions intensity and is also the City's largest source of emissions and therefore is an important focus for reducing energy consumption and increasing efficiency. Electricity used within City facilities is likely to offer the most opportunity to reduce emissions. Electricity (Street lighting) is likely to be more difficult to reduce or change as the infrastructure is owned by Western Power; however opportunities for improving efficiency and reducing emissions in this sector will be investigated. Corporate greenhouse gas emissions percentages by sector are shown in Figure 6.

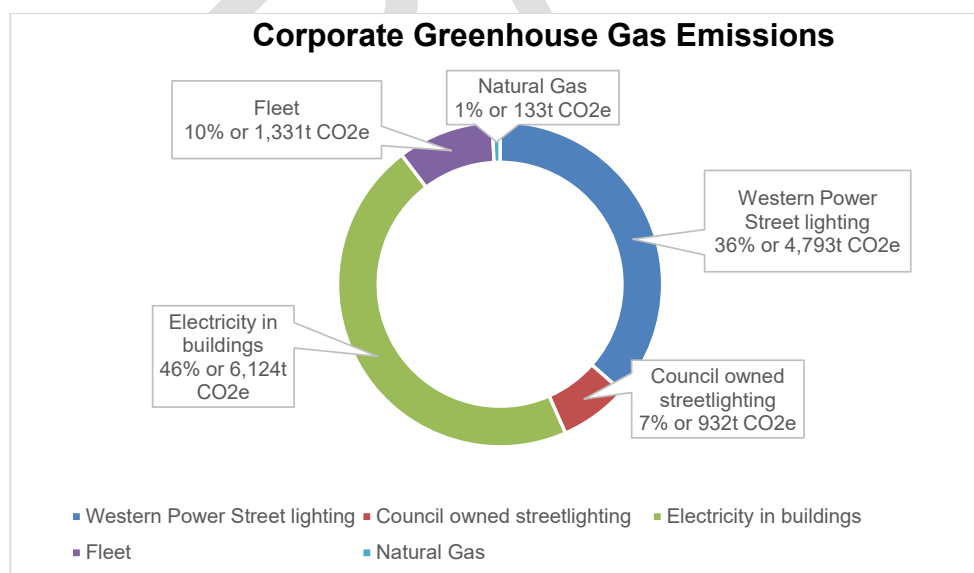


Figure 6: Percentage of corporate greenhouse gas emissions by sector in 2021/22

The City's total annual corporate emissions have remained consistent in recent years. The

City's most recent emissions data 2021/22 will be used as the base year for future reporting and comparison of data for future years. The City's total net GHG emissions in 2021/22 were 13,313 tonnes CO<sub>2</sub>-e (equivalent).

In 2014, the City set an emissions reduction target to reduce net greenhouse gas emissions by 5% per capita below 2012/13 emissions by 2018/19. By 2018/19 the City had reduced its net greenhouse gas emissions by 10.85% per capita below the 2012/13 baseline. The City's net emissions are determined by taking the emissions offset from the total emissions produced by the City's organisational emissions. The City's total annual net corporate greenhouse gas emissions since 2012/13 are shown in Figure 7. The City's projected emissions from 2021/22 to 2050/51 to meet corporate emissions targets are shown in Figure 8.

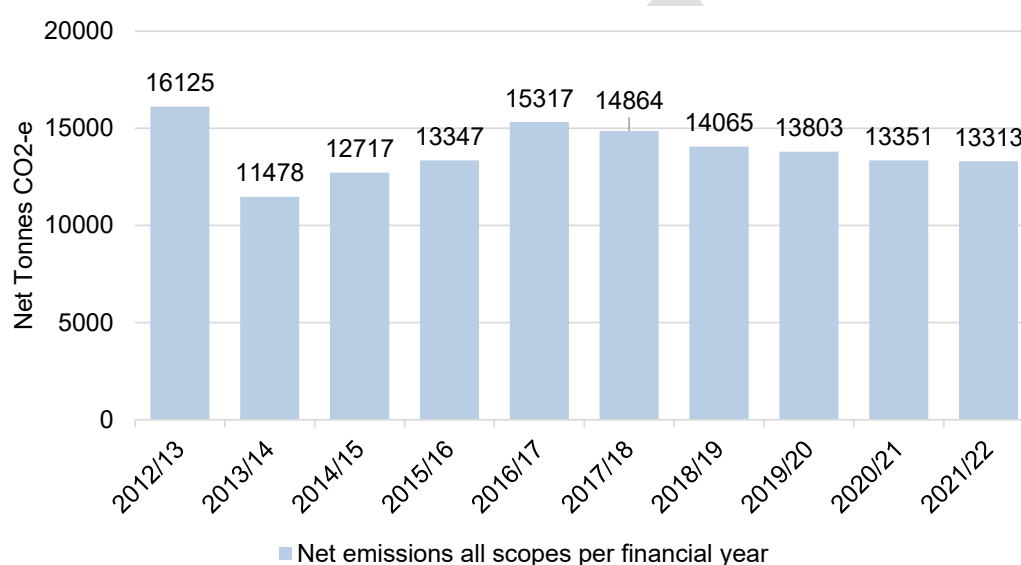


Figure 7: City of Joondalup total annual net corporate greenhouse gas emissions since 2012/13

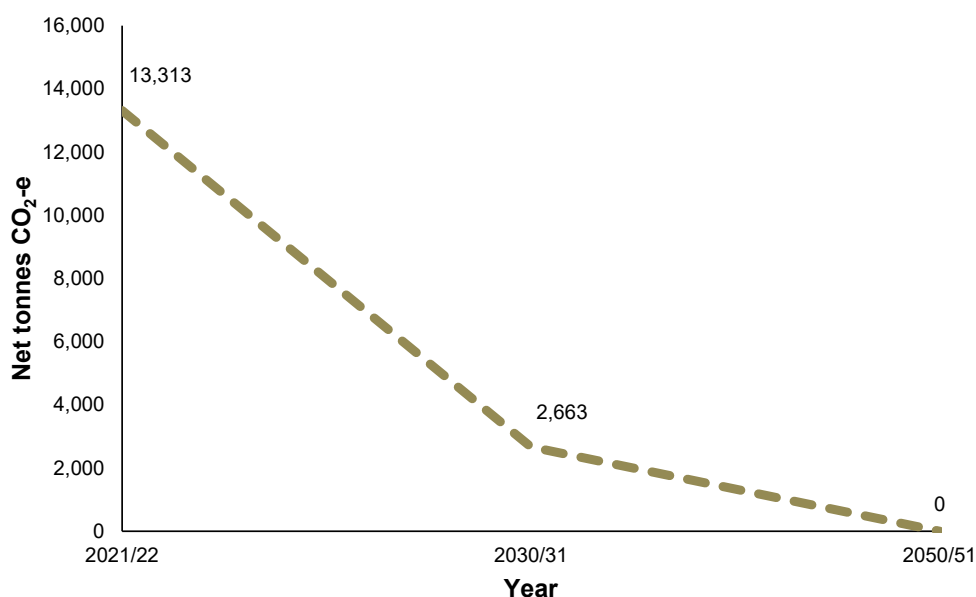


Figure 8: City of Joondalup projected net corporate greenhouse gas emissions from 2021/22 to 2050/51

### 2.2.3 Renewable Energy

Since 2011, the City has been increasing the amount of renewable energy production through the installation of solar panel systems on 18 City buildings and battery storage systems on 2 City buildings through the Renewable Energy Project. Between 2012/13 and 2021/22, the project has saved the City approximately 1,563 tonnes of CO<sub>2</sub>-e. The City's total energy produced from renewable solar energy sources from 2017/18 to 2021/22 is shown in Figure 9.

In June 2022, the City joined 50 WA local governments to procure renewable energy through a Power Purchase Agreement (PPA). Over the next 3 years the City will purchase renewable energy covering 25% of the City's contestable electricity supply in year 2 of the contract and 50% in year 3. The PPA has the potential to reduce the City's total carbon emissions by over 4,000 tonnes of CO<sub>2</sub>-e.

The majority of the City's emissions come from street lighting which accounts for 43% of the City's total emissions. Western Power owns and operates the major share of the City's street lights, making up 36% of the emissions from street lighting.

Greenhouse gas emissions are categorised by organisations into 3 categories, or scopes, to identify where the emissions are produced and to set an organisational boundary around which emissions sources are included and excluded.

The City currently uses three types of renewable energy: solar energy, solar hot water and geothermal heating. While the total energy created from renewable energy accounts for a small proportion of the City's overall corporate energy consumption (6.6%) renewable energy

produces minimal greenhouse emissions and provides important public demonstration opportunities.

**Solar Energy** – The City has installed 25 photovoltaic renewable energy systems on 17 of its community facilities. In 2021/22 the systems produced in total 1,024GJ (or 284,512kWh) of electricity (note not all were online for the entire year). This is equivalent to powering around 53 average City of Joondalup households for an entire year.<sup>12</sup>

**Solar Hot Water** – In 2012/13 the City installed a solar hot water system at Craigie Leisure Centre to provide hot water for the shower facilities at the Centre's pool. Estimated average daily production from this system is calculated to be 89.4kWh equating to 117GJ annually; providing approximately 33% of the hot water demand with the remainder supplied by natural gas. In 2023, the City now has a total of 22 solar hot water systems across 12 different locations.

**Geothermal Heating** – A geothermal bore and heat exchange pump is used to heat the pools at Craigie Leisure Centre. The energy provided per annum by this heat pump is calculated to be 3537GJ. An estimated 38,000 tonnes of CO<sub>2</sub>-e will be saved over the 30 year life expectancy of the system or 933 tonnes of CO<sub>2</sub>-e per year.

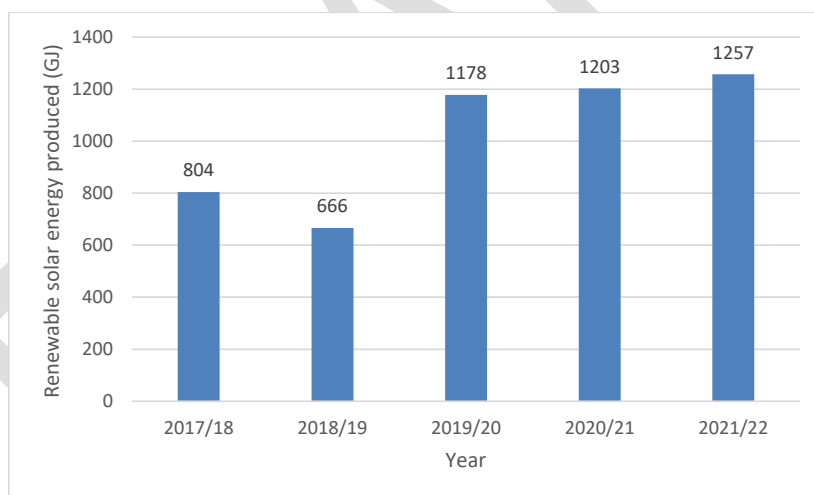


Figure 9: Renewable solar energy produced 2017/18 to 2021/22

#### 2.2.4 Carbon Offsets and Net Emissions

The purchase of carbon offsets is an effective mitigation strategy which can be used to reduce the City's net emissions. Carbon offsets are credits for reductions in greenhouse gas

<sup>12</sup> Based on an average daily consumption of 14.69 kWh per day over 365 days for City of Joondalup residents.



emissions made at another location either through carbon sequestration or renewable energy projects. For carbon sequestration this usually involves the planting of trees or other methods that absorb emissions from the atmosphere. For renewable energy projects this involves the funding of renewable energy projects at another location such as wind farms which create renewable energy and reduce the need for fossil-fuel powered energy.

Using offsets does not mean the City is reducing its total emissions as those emissions are still being produced; however it does reduce the City's net emissions as it mitigates the effect of the emissions that are unavoidable by reducing emissions elsewhere. It also has the added benefit of either supporting re-forestation projects or supporting the renewable energy industry.

The City currently purchases offsets for 100% of its vehicle fleet emissions. This purchase of offsets makes a contribution to reducing the City's net emissions. The City purchased 1,399 tonnes of carbon offsets in 2021/22 to offset 100% of the City's fleet emissions.

### **2.2.5 Waste Emissions**

The City collects residential waste for the community which can create greenhouse emissions as a result of waste decomposing in landfill. The more waste that is diverted from landfill, through reuse and recycling, the fewer the greenhouse emissions are emitted. The City does not currently monitor waste emissions and will investigate including them in emissions reporting in future years.

The City manages household waste to recover and recycle usable materials, this occurs through a number of methods and facilities:

- Materials Recovery – items from the yellow lidded bins are recycled at the Materials Recovery Facility.
- Greens recycling –green waste (i.e. tree prunings etc) that is collected through the residential three bin system, bulk verge greens collection or taken to the greens recycling facility are recycled into mulch products.
- Landfill – the residual waste that the City is unable to recycle or recover is sent to landfill.

As waste decomposes in landfill it produces greenhouse gas emissions. These emissions are captured via a gas extraction system, that processes the gas and turns it into electricity. The generated electricity feeds into the power grid and is redistributed to neighbouring properties. The City's contribution to the gas production is approximately 25% of the total, which equates to 8MWh of supplied power per year. Whilst this offset is a worthy capture it is important that the amount of waste going to landfill is minimised. The Waste Authority has a target for WA to increase material recovery to 70% by 2025 and 75% by 2030.<sup>13</sup> The amount of waste diverted from landfill from the red lidded waste bins increased from 52.6% in 2020/21 to 61% in 2021/22. However, landfill diversion reduced to 43% in 2022/23 as a result of the Resource

---

<sup>13</sup> Waste Authority (2019)

Recovery Facility's closure and the diversion of the red lidded bins contents being sent directly to landfill.

As a medium-long term target, the City is aiming to divert its residual waste to a Waste to Energy facility. This will provide an improved method of disposal over landfilling, and will achieve the State Government target to "Recover energy only from residual waste".

## 2.3 COMMUNITY EMISSIONS PROFILE

Developing a community emissions profile for the City of Joondalup is an important first step to identify the main emission sources across households, businesses and industrial processes. By understanding the contribution of different sectors to the City's emissions, it allows us to understand the scale of the impact of our council and identify the most effective measures to reduce our emissions.

The community profile provides insight into the contributions of households, businesses and industry to overall emissions. The 2021 Census reported that the City accommodates 160,003 residents, within 57,522 occupied private dwellings. The City also occupies 12,644 registered businesses. In terms of industry sectors, construction is the highest recorded business industry in the local government area, followed by professional, scientific and technical services.

In 2020-21, the total annual carbon emissions produced by the Joondalup community (businesses, residents and households) was 1.058 million tonnes of CO<sub>2</sub>e. The majority of these emissions (51%) come from stationary electricity, produced using fossil fuels such as coal and gas, to power commercial and residential buildings. The other main sources of carbon emissions are from transport (28%), Industrial Processes and Product Use from industrial processes and refrigerant use (8%) and gas (6%) and waste from landfill and wastewater (6%). The City's community carbon emissions for 2020-21 are shown in Figure 10.

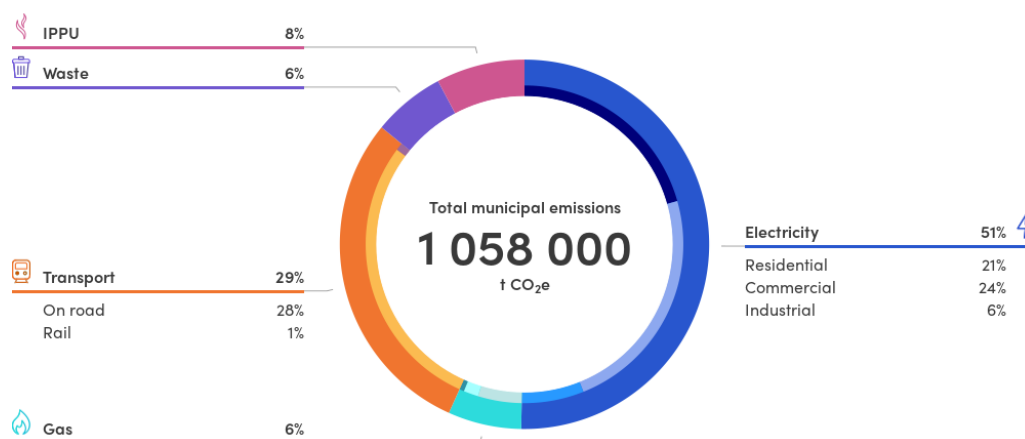


Figure 10: City of Joondalup's community carbon emissions 2020-21<sup>14</sup>

## 2.4 AN APPROACH FOR CONTINUED MITIGATION

The City has been undertaking energy reduction and efficiency improvements for some time and has made significant progress in reducing corporate energy consumption and greenhouse gas emissions. This means that many of the 'easier' low-cost energy management options have already been implemented.

However there are still significant opportunities for the City to continue to undertake effective energy management actions and continue to contribute to the mitigation of climate change. A Climate Change Mitigation Framework has been developed to provide direction for the City's climate change mitigation activities to ensure a strategic, cost effective approach is taken that achieves the maximum amount of emission reduction.

### 2.4.1 Climate Change Mitigation Hierarchy

The Climate Change Mitigation Hierarchy outlines three approaches for reducing emissions: reducing energy use, using lower emission energy sources and purchasing offsets or renewable energy. The Hierarchy is outlined in Table 5. For each approach a number of priorities have been identified based on an assessment of the City's corporate energy use profile.

Table 5: City of Joondalup Climate Change Mitigation Hierarchy

Approach	Description	Priorities
<b>Reducing Energy Use</b>	Reducing energy use through energy efficiency and energy reduction activities.	Target electricity use as it has the highest emission intensity. Target highest energy using buildings. Retrofit energy efficient technologies. Reduce standby power and overnight electricity use. Improve staff energy use behaviours.
<b>Using Lower Emission Energy Sources</b>	Using lower emission energy sources preferably renewable energy.	Use of renewable energy within community buildings and facilities to maximise education and awareness raising opportunities. Transition light fleet vehicles to electric vehicles. Sustainable lighting (lighting that creates lower emissions i.e. LED, solar etc.).
<b>Purchasing Offsets or Renewable Energy</b>	Offsetting the City's emissions through the purchase of carbon offsets or purchase of renewable energy.	Purchase offsets or renewable energy to reduce net emissions when 1 <sup>st</sup> tier and 2 <sup>nd</sup> tier options are not viable.

---

<sup>14</sup> Snapshot (2023)

This Framework formalises the City's existing approach to mitigation and will also provide guidance when planning the City's future mitigation activities. Benefits and disadvantages of each approach are summarised in Table 6 below.

Table 6: Benefits and disadvantages of three climate change mitigation approaches

Approach	Benefits	Disadvantages
<b>Reducing Energy Use</b>	Can have lower upfront costs Reduces energy consumption and ongoing energy costs.	May only result in smaller emission reductions.
<b>Using Lower Emission Energy Sources</b>	Reduces consumption from mains electricity and ongoing energy costs. Protects the City against rising energy costs.	Higher upfront costs. Not financially viable for all buildings.
<b>Purchasing Offsets or Renewable Energy</b>	Can provide large reductions in net emissions.	Purchasing offsets does not reduce energy consumption or energy costs. Costs to purchase offsets or renewable energy can be significant and need to be purchased annually.

While a combination of all three approaches is likely to result in the greatest emission reductions, where possible the City should consider reductions initially through reducing energy use, as this is the most cost effective approach.

## PART 3 – ADAPTATION

---

In order to minimise the risk to the City from climate change the City must first understand how the City's climate is likely to change and second how that change will impact on the City's infrastructure, operations activities and services as well as its environment and community.

### 3.1 A CHANGING CLIMATE

Climate change science and research is a constantly evolving field with ongoing improvements in climate change modelling and projections. Research is being conducted on a local, national and international level. Local scale research is the most relevant for informing and guiding the City's climate change management activities. However, the City still needs to be cognisant of global scale research as the nature of climate change means that global changes may still impact at the local level. The Intergovernmental Panel on Climate Change (IPCC) is the leading international research body for the assessment of climate change. It reviews and assesses the most recent scientific, technical and socio-economic information produced worldwide relevant to the understanding of climate change.

Climate change research has largely been focused on four different themes: current climate change, current climate change impacts, future climate change, and future climate change impacts.

#### 3.1.1 Current Climate Change

It is clear that the climate is already changing. Understanding current climate change will help the City to prepare for future climate change and will also provide examples of best management practice in adaptation planning and implementation.

The IPCC states that *'Human-induced climate change, including more frequent and intense extreme events, has caused widespread adverse impacts and related losses and damages to nature and people, beyond natural climate variability. Some development and adaptation efforts have reduced vulnerability. Across sectors and regions the most vulnerable people and systems are observed to be disproportionately affected. The rise in weather and climate extremes has led to some irreversible impacts as natural and human systems are pushed beyond their ability to adapt' (IPCC, 2022)*<sup>15</sup>.

At a global scale the IPCC report<sup>16</sup> found:

- Global mean surface temperature has increased by approximately 1°C above pre-industrial values between 2006-2017.

---

<sup>15</sup> IPCC (2022a)

<sup>16</sup> IPCC (2022b)

- There is very *high confidence* that there has been an overall decrease in the number of cold days and nights and an overall increase in the number of warm days and nights at the global scale on land.
- There are *likely* more land regions where the frequency, intensity and/or amount of heavy precipitation events has increased than where it has decreased.
- There is *high confidence* that there have been significant increases in the frequency of marine heatwaves.
- There is *high confidence* that heatwaves are increasing in frequency in large parts of Europe, Asia and Australia.
- Summer sea ice in the Arctic has been retreating rapidly with the monthly mean sea ice for September (summer) decreasing by an average of 130,000km<sup>2</sup> annually between 1997-2014.
- Over the period 1993-2014, global mean sea level rose between 2.6 and 2.9mm as a result of thermal expansion, glacier and ice-sheet mass loss, and freshwater storage on land.

At a local scale, the Western Australian Government has released climate change projections for the State, including the South Western Flatlands region of Western Australia, which includes the City of Joondalup. These changes include higher average temperatures, more frequent hot days, increase in sea levels, decrease in rainfall, more intense rainfall events, increased drought duration, harsher fire weather, warmer and more acidic oceans and increased evaporation and reduced soil moisture.<sup>17</sup>

### 3.1.2 Current Climate Change Impacts

Climate change is already impacting on the environment, communities and government practices. The impacts being experienced are varied but the most significant current impacts for the South West of WA (including the City) include

- higher temperatures and more frequent hot days
- reduced rainfall and increased drought
- increased intensity of storm events
- harsher fire weather climate
- sea level rise and more frequent sea level extremes
- warmer and more acidic oceans.<sup>17</sup>

#### *Reduced rainfall and increased drought*

Climate change is dramatically decreasing rainfall and water availability in Perth. Reduced rainfall has resulted in a significant decrease in the annual stream flow into Perth dams. Between 1911 and 2021 the average annual stream inflow into Perth's dams was 317 Gigalitres (GL); between 2000 and 2021 it was only 113.9 GL, representing an approximately 64% decrease.

---

<sup>17</sup> Department of Water and Environmental Regulation (2021)

Reduced stream inflow affects water availability for the Perth Metropolitan Area and increases pressure on groundwater resources. The resulting reliance on groundwater extraction has resulted in more stringent management and monitoring of groundwater use by the State Government which has meant large users such as the local government sector have had to adapt and significantly reduce groundwater use.

In June 2022, the Department of Water and Environmental Regulation released the Gnangara Groundwater Allocation Plan that sets out how Perth's largest natural water resource will be managed and water will be allocated in the context of reduced rainfall. Under the Gnangara Groundwater Allocation Plan local governments will need to reduce the amount of groundwater that is used for irrigation purposes by 10% by 2032, with the reductions starting in 2028. An example of a City initiative to reduce groundwater by implementing a central smart control irrigation system is shown in Figure 11.

DRAFT

### **Central Smart Control Groundwater Irrigation System**

Between 2020 and 2022, the City upgraded and installed more than 200 irrigation controllers in parks and public open spaces as a waterwise project to reduce groundwater use. These irrigation controllers link to a web-based central smart control irrigation system.

Key objectives and benefits of the irrigation systems include:

- Efficient use of water, resulting in a reduction in groundwater consumption
- Implementation of sustainable and affordable software to improve water efficiency
- Sensor inputs which allow for tank monitoring, dosing pumps, flow and pressure monitoring and soil moisture monitoring
- Weather station integration for more responsive and sustainable water usage
- Smart energy operations with the installation of solar panels, supporting the City to adapt to the changing climate in the future

The City's entire irrigation network is being managed under the central smart control irrigation system which allows officers to monitor, adjust and maintain irrigation operations. The use of this innovative technology has enabled the City to efficiently conserve water and engage in sustainable water management practices. The system saved 86,000kL in groundwater use between 2019/20 and 2020/21, which is 14% below the City's allocated groundwater usage.

In May 2022 the City was named WA's Platinum Waterwise Council of the Year – the highest accolade a WA Local Government can attain for water conservation as a result of the irrigation system, and many other waterwise projects. The Central Smart Control Groundwater Irrigation System is an example of the City adapting its water management approach to the changing weather conditions from climate change.




Figure 11: Case study – Central Smart Control Groundwater Irrigation System



### *Impacts on Biodiversity*

The South West of Western Australia is Australia's only international biodiversity hotspot and has the highest concentration of rare and endangered species on the continent. The concentration of endemic species is particularly high<sup>18</sup>.

Climate change is a key threat to biodiversity including plants, animals and environments and is already reducing the number of plants and animals as well as places where they occur. In addition, climate change is driving changes in species distribution and the composition and functioning of ecological communities adding to the impacts from other pressures such as invasive species and habitat fragmentation.<sup>19</sup> The City of Joondalup contains several Threatened Ecological Communities as well as threatened and priority flora and fauna species.

There is evidence that biodiversity in the South West of Western Australia is already responding to climate change.<sup>20</sup> Bird migration is an example of an impact on biodiversity as it is cued by temperature change, amongst other factors. In the South West of Western Australia the arrival and departure times of certain migratory birds has significantly altered in a manner that is consistent with current climatic changes.<sup>21</sup>

Carnaby's Black Cockatoos are an endangered species endemic to the South West of Western Australia that has undergone a rapid decline over the last century, largely due to habitat destruction and land clearing. Over the past 10 years, numbers of the black cockatoo have reduced by half, and they continue to decline due to the changing climate and the loss of habitat.<sup>22</sup> There are opportunities for the City and the community to support Carnaby's Black Cockatoos by increasing their habitat through natural areas revegetation, urban planting programs and garden plantings. An example of a native seed collection initiative conducted by the City to build environmental resilience is shown in Figure 12.

---

<sup>18</sup> Conservation International (2013)

<sup>19</sup> DAWE (2021)

<sup>20</sup> Climate Commission (2011)

<sup>21</sup> Chambers LE (2008)

<sup>22</sup> South Coast Natural Resource Management (2023)

### **Native Seed Collection Initiative**

The City encourages biodiversity while improving local amenity and creating cool local communities through seed collection practices at the City's nursery.

City staff collect seeds and plant cuttings from natural areas and propagate them in the City's nursery. These propagated plants are then replanted by the City and Friends Groups into the same areas that they were collected from.

Key objectives and benefits of the City's seed collection initiative include:

- The retention of genetic purity of our locally native species.
- Savings of around 30-40% in plant purchasing costs each year.
- Increased plant survival rate by growing the seedlings with limited and local water in a pathogen-free environment.
- Waterwise and native greening of the City's natural areas.
- Improved local water quality and improved community health and well-being.
- Replanting seedlings back into the areas they came from helps to develop natural environmental resilience and ensures that the seedlings are suited to the local soil and climate conditions.

The City's seed collection, storage and propagation practices result in high propagation rates for native species, and the increased biodiversity and greening of natural areas. Up to 10,000 local native plants are successfully propagated and provided to Friends Groups each year as a result of this program. The seed collection initiative is an example of the City adapting to climate change, encouraging biodiversity and building environmental resilience to mitigate the effects of climate change in the future.



Figure 12: Case Study – Native Seed Collection

### ***Coastal Erosion and Inundation***

Coastal erosion and inundation can occur along a coastline due to increased sea levels as a result of mean sea level rise.<sup>23</sup> Severe storm events have the potential to cause increased erosion to a shoreline, through the combination of higher, steeper waves generated by sustained strong winds, and increased water levels. Coastal erosion affects not just sandy areas but also dunal vegetation and infrastructure such as fencing and paths.

The City has drafted a Coastal Hazard Risk Management and Adaptation Plan and the aim of the Plan is to identify current and future coastal hazard risks and provide a framework for adapting to coastal hazards over a 100-year timeframe.

### **3.1.3 Future Climate Change**

The scientific community has undertaken extensive research to predict how the climate will change on a global, national and local scale. The extent of change is dependent on both the amount of greenhouse gases that continue to be emitted and how the environment responds to changing temperatures.

Keeping global temperatures below 1.5°C requires strong mitigation action from government, businesses and households. Under the Representative Concentration Pathway (RCP) developed by the IPCC adopting a 'strong mitigation' (RCP 4.5) or 'aggressive mitigation' (RCP 2.6) approach would more likely than not keep warming below 2°C. In the RCP 4.5 scenario, emissions would stabilise at half the 2021 levels by 2080 and in the RCP 2.6 scenario emissions would be halved by 2050.

For the purposes of the City's Climate Change Plan, and to aid future planning, the City has adopted the most likely climate change scenario-based on the best available science and a number of assumptions regarding future levels of greenhouse gases and responses on a global and local scale.

It can be expected that in the future the City will have hotter and drier summers with the number of days over 35°C increasing from 28 days per year in 2021 to 63 days per year in 2090 (125% increase) under a high emissions scenario (RCP8.5).<sup>24</sup> Winters will be drier and warmer with increased intensity of heavy rainfall events. Figure 13 provides details about the future climate projections for Perth.

---

<sup>23</sup> Department of Climate Change (2009)

<sup>24</sup> Department of Water and Environmental Regulation (2021)

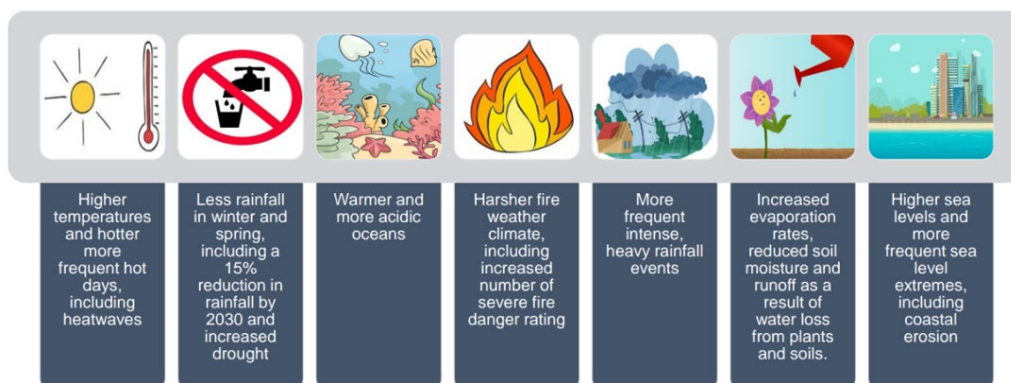


Figure 13: Climate Projections for Perth<sup>24</sup>

### 3.1.4 Future climate change impacts

Identifying future climate change impacts is an important area of research being undertaken by a variety of organisations and includes topics such as bushfire risk, coastal erosion and vulnerability, impacts on biodiversity and the natural environment, impacts on buildings and infrastructure, and impact on community health and wellbeing. Outcomes of the research can provide the City with useful tools for managing climate change activities and adaptation planning.

As a result of the climatic changes described above, a number of climate change impacts can be expected. These include rising sea levels and increased storm inundation, increased numbers and intensity of bushfires, and increased number of drought months and reduced water availability.

The expected climate change impacts will affect key areas of local government operations and responsibilities including infrastructure and assets, public open space, natural environment and community wellbeing. Specific risks for the City of Joondalup, identified through a risk assessment process are outlined in section 3.3.

## 3.2 RISK ASSESSMENT

Due to the complexity and uncertainty in predicting the extent of climate change, a risk assessment approach is considered best practice for climate change adaptation planning. A risk assessment is a systematic process of evaluating the potential risks that may be involved in a projected activity or undertaking. Undertaking a risk assessment enables the City to:

- identify and assess the risks that climate change poses to the City's assets, operations and services.
- prioritise risks that require further action as a basis for decision-making and planning.
- invest early in preparation and adaptation planning to help avoid or minimise climate change impacts and reduce the costs of adaptation and impacts when they occur.

The City's risk assessment approach is based on the risk assessment methodology outlined by the Climate Risk Ready NSW Guide.<sup>25</sup>

The City has identified 10 overarching climate risks. For each of these risks a Risk Priority has been assigned as well as an assessment of the City's level of influence to mitigate or manage the risk. The Risk Priority was generated taking into account both the likelihood of the risk occurring and the consequence. The level of influence is considered to be either direct or indirect; direct means that the City has direct control over the outcomes rather than only able to influence or encourage certain outcomes. The overarching climate risks have been used to inform the development of Climate Change Plan projects, as shown in Table 7.

Table 7: Overarching risks of climate change for the City of Joondalup

Risk No.	Risk Description	Risk Priority	Level of Influence
RISK 1	Increased damage to or loss of City buildings, infrastructure and assets due to climate change hazards (sea level rise, storm level surge, increased intensity of rainfall events, harsher fire weather, extreme winds etc).	High	Direct
RISK 2	Future climatic changes may make it difficult to maintain the amenity of and service level to the City's parks, reserves, leisure facilities and landscaped areas due to climate hazards such as reduced rainfall, increased evaporation rates, harsher fire weather and sea level rise.	High	Direct
RISK 3	The City's natural landscapes, habitats and biodiversity may become under increasing pressure from climate change impacts (reduced rainfall, increased temperatures, sea level rise, harsher fire weather etc).	High	Indirect
RISK 4	The health and safety of residents and communities may be at risk from more intense extreme weather events, vector diseases, bushfire occurrences, food safety and water availability.	Extreme	Indirect
RISK 5	The City's design, maintenance and replacement practices for City buildings, infrastructure and assets may not be suitable for future climatic conditions.	High	Direct
RISK 6	The City may not have the necessary knowledge, planning or resources in place to adequately respond to future climate change impacts.	High	Indirect
RISK 7	Future climate changes such as increased temperatures and harsher fire weather may result in a decrease in the wellbeing, safety and productivity of City of Joondalup staff.	High	Direct
RISK 8	Future climate changes such as increased temperatures and more frequent hot days may lead to an increased need for service delivery as well as an increased cost to deliver services (in particular cost of utilities such as electricity, resources and waste management).	High	Indirect

<sup>25</sup> Department of Planning, Industry and Environment (2020)

Risk No.	Risk Description	Risk Priority	Level of Influence
RISK 9	The wellbeing of residents and communities may decrease due to increased cost of living, more uncomfortable climates and a lack of readiness and resilience to adapt to future climatic conditions.	High	Indirect
RISK 10	The expected or legislated role of local government in climate change adaption may be unclear or may change leading to increased regulatory and compliance requirements and increased potential for liability.	High	Indirect

DRAFT

## PART 4 – CLIMATE CHANGE ACTION PLAN

### 4.1 CLIMATE CHANGE PLAN PROJECTS

In order to achieve the objectives of the Climate Change Plan 2024–2034 projects have been identified within Key Focus Areas. These projects will be implemented over the life of the Plan and will be subject to regular monitoring and review. A list of the projects is provided in Table 8. A full description of each of the projects is provided in Appendix A.

Table 8: List of Climate Change Plan Projects

Key Focus Area: INFRASTRUCTURE AND ASSETS					
Project No	Title	Mitigation	Adaptation	Related Risk	Key Objective
1.1	Coastal Adaptation Planning and Implementation Project		✓	R1, R2, R3, R5	Coastal hazard adaptation
1.2	Asset Management Framework	✓	✓	R1, R5	Environmentally Sustainable Design
1.3	Renewable Energy Program	✓	✓	R8	Increase renewable energy
1.4	Energy Efficient Hot Water System Project	✓		R8	Increase renewable energy
1.5	Electric Vehicle Fleet Transition Project	✓		R8	Reduce carbon emissions
1.6	Street Lighting Efficiency Project	✓		R8, R10	Reduce carbon emissions
1.7	Integrated Transport Strategy	✓		R8, R9	Reduce carbon emissions
1.8	Bike Plan	✓		R8, R9	Reduce carbon emissions
Key Focus Area: PUBLIC OPEN SPACE					
Project No	Title	Mitigation	Adaptation	Related Risk	Key Objective
3.1	Waterwise Council Action Plan		✓	R2, R8	Waterwise community
3.2	Park Revitalisation and Upgrades		✓	R2	Waterwise community
3.3	Urban Planting Program	✓	✓	R2, R3	Increase canopy cover

Key Focus Area: NATURAL ENVIRONMENT					
Project No	Title	Mitigation	Adaptation	Related Risk	Key Objective
4.1	Yellagonga Integrated Catchment Management Plan		✓	R3	Protect and enhance biodiversity
4.2	Natural Area Management Plans		✓	R3	Protect and enhance biodiversity
4.3	Bushfire Risk Management Plan		✓	R3, R4	Build resilience
4.4	Local Government Waste Plan	✓		R8	Minimise waste
Key Focus Area: CORPORATE RESPONSIBILITY AND GOOD GOVERNANCE					
Project No	Title	Mitigation	Adaptation	Related Risk	Key Objective
5.1	Workforce Plan		✓	R6, R8	Build resilience
5.2	Renewable Energy Procurement Program	✓		R8	Reduce carbon emissions
5.3	Think Green Office Program	✓		R6, R7, R8	Sustainable living education
5.4	Strategic Partnerships		✓	R2, R3, R8	Collaboration and advocacy
Key Focus Area: COMMUNITY WELLBEING					
Project No	Title	Mitigation	Adaptation	Related Risk	Key Objective
6.1	Environmental Education Program	✓	✓	R9	Encourage sustainable behaviour change



## 4.2 IMPLEMENTATION

Effective and coordinated implementation of the Climate Change Plan is critical to achieving the objectives of the Plan. Implementation of the Plan will be coordinated by setting up processes for monitoring and review, improving knowledge and understanding and training and development.

### 4.2.1 Monitoring and Reporting

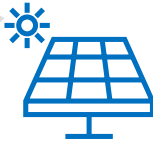


#### Monitoring

In line with the City's Project Management Framework, the Climate Change Plan 2024–2034 will be reviewed on an annual basis. The review will include an:

- Assessment of the progress and status of each climate change management project
- Assessment of progress towards the City's climate targets and performance measures
- Identification of any implementation issues or significant lack in progress.

#### Climate Targets

Climate targets have been developed to allow for appropriate reporting and evaluation of the Climate Change Plan 2024-2034.

Corporate targets	
Reduce net greenhouse gas emissions by 80 per cent below 2021/22 emissions by 2030/31	
Achieve net zero emissions by 2050.	
Community target	
Implement a minimum of two community mitigation initiatives per year.	

#### Performance Measures

The following climate performance measures will be reported annually:

- Net greenhouse gas emissions generated by the City
- Percentage increase/decrease in net greenhouse gas emissions generated by the City

- Amount of renewable energy generated by the City.

#### **Reporting**

The outcomes of the Climate Change Plan review including climate targets and performance measures will be reported annually in the Annual Report and State of the Environment Report.

#### **4.2.2 Improving Climate Change Knowledge and Understanding**

Climate change science, research, policy and regulation are constantly evolving fields with ongoing improvements in climate change modelling and projections and evolving responses from both science and government. To ensure the City's climate change management activities continue to be best practice it is important that the City remains abreast of the latest developments in this field. In particular the City should monitor the below topics:

- Climate change science and research
- Climate change legislation, policy and regulation
- Local government exposure to liability.

## REFERENCES

---

The Australian Government's *Threatened Species Strategy 2021–2031*. DAWE 2021, Department of Agriculture, Water and the Environment, Canberra, April. CC BY 4.0

Australian Government (2022) *State of the Climate 2022*. <http://www.bom.gov.au/state-of-the-climate/>. Bureau of Meteorology.

Bureau of Meteorology (2022), *State of the Climate 2022*, Australian Government.

Chambers LE (2008) Trends in timing and migration of south-western Australian birds and their relationship to climate. *Emu* 108: 1-14

City of Joondalup (2020) *City of Joondalup Risk Management Framework*

Climate Commission (2011) *The Critical Decade: Western Australia climate change impacts*. Climate Commission

Climate Council (2013) *Unpacking the IPCC Fifth Assessment Report*. [www.climatecouncil.org.au](http://www.climatecouncil.org.au)

Conservation International (2013) *International Biodiversity Hotspots: Southwest Australia*. [http://www.conservation.org/where/priority\\_areas/hotspots/asia-pacific/Southwest-Australia/Pages/default.aspx](http://www.conservation.org/where/priority_areas/hotspots/asia-pacific/Southwest-Australia/Pages/default.aspx)

Department of Climate Change (2009) *Climate Change Risks to Australia's Coast - A first pass national assessment*. Department of Climate Change

Department of Planning, Industry and Environment (2020) *Climate Risk Ready NSW Guide*. NSW Government, viewed 20 December 2022: <https://www.climatechange.environment.nsw.gov.au/sites/default/files/2021-06/NSW%20Climate%20risk%20ready%20guide.pdf>.

Department of Transport (2010). *Sea Level Change in Western Australia: Application to Coastal Planning*. Government of Western Australia.

Department of Water and Environmental Regulation (2021) *Western Australian Climate Projections Summary*. Government of Western Australia.

IPCC (2007) *Climate Change 2007: IPCC Fourth Assessment Report, Working Group III: Mitigation of Climate Change*. IPCC

IPCC (2018) *Global Warming of 1.5°C. An IPCC Special Report on the Impacts of 1.5 °C above pre-industrial levels and related global greenhouse gas emission pathways, in the context of strengthening the global response to the threat of climate change, sustainable development, and efforts to eradicate poverty*. IPCC.

IPCC (2022a) *Climate Change 2022: Impacts, Adaptation and Vulnerability*. Summary for Policymakers. IPCC Sixth Assessment Report. IPCC.

IPCC (2022b) *Climate Change 2022: Mitigation of Climate Change*. Summary for Policymakers. IPCC Sixth Assessment Report. IPCC.

IPCC (2023) *Synthesis Report of the IPCC Six Assessment Report*. Summary for Policymakers. IPCC Sixth Assessment Report. IPCC.

Snapshot (2023) *Joondalup 2020/21 municipal emissions snapshot*. [Joondalup, WA :: Snapshot \(snapshotclimate.com.au\)](https://snapshotclimate.com.au)

South Coast Natural Resource Management (2023) *Slow down to protect endangered Carnaby's black cockatoos* <https://southcoastnrm.com.au/2022/08/slow-down-to-protect-endangered-carnabys-black-cockatoos/>

Waste Authority (2019) *Waste Avoidance and Resource Recovery Strategy 2030: Western Australia's Waste Strategy*. Government of Western Australia.

Williamson and Bhiamie (2022) *Caring for Country means tackling the climate crisis with Indigenous leadership: 3 things the new government must do*. <https://theconversation.com/caring-for-country-means-tackling-the-climate-crisis-with-indigenous-leadership-3-things-the-new-government-must-do-183987>. *The Conversation*.

World Economic Forum (2021) *Atmospheric CO<sub>2</sub> now hitting 50% higher than pre-industrial levels*. [https://www.weforum.org/agenda/2021/03/met-office-atmospheric-co2-industrial-levels-environment-climate-change/#:~:text=Carbon%20dioxide%20\(CO2\)%20in%20the,fuels%20during%20the%20industrial%20revolution](https://www.weforum.org/agenda/2021/03/met-office-atmospheric-co2-industrial-levels-environment-climate-change/#:~:text=Carbon%20dioxide%20(CO2)%20in%20the,fuels%20during%20the%20industrial%20revolution).

## Appendix A – Project Descriptions

### Key Focus Area      Infrastructure and Assets

- Objective 1: To protect and/or adapt the City's existing infrastructure and assets against future climate change impacts.
- Objective 2: To design and construct future buildings and facilities to ensure suitability for future climates.
- Objective 3: Reduce energy use and greenhouse gases emitted from the City's infrastructure and assets.

<b>Project 1.1      Coastal Adaptation Planning and Implementation Project</b>
<b>Project Status</b> Existing Project
<b>Mitigation</b> <b>Adaptation</b> ✓ <b>Risks addressed</b> R1, R2, R3, R5
<b>Project Description</b> <p>The Coastal Adaptation Planning and Implementation Project aims to ensure that the City plans for the future impacts of climate change and integrates climate adaptation into City policies, planning and maintenance schedules and capital works programs where relevant.</p> <p>The City has developed a <i>Coastal Infrastructure Adaptation Plan 2018 – 2026</i> to ensure the City is adequately prepared to adapt to current and future coastal hazards and risk to City's infrastructure and assets is minimised. The City is also developing a Coastal Hazard Risk Management and Adaptation Plan to identify current and future coastal hazard risks and provide a framework for adapting to coastal hazards over a 100 year timeframe.</p> <p>The City implements State Coastal Planning Policy 2.6 (SPP 2.6) which provides guidance for decision-making within the coastal zone including managing development and land use change; establishment of foreshore reserves; and to protect, conserve and enhance coastal values. The City has also developed and implements a Coastal Local Planning Policy in compliance with SPP 2.6 to ensure that the City advises current and future landowners of applicable coastal hazard risk and requires coastal hazard risk management and adaptation planning to be undertaken where required.</p>
<b>Project Objectives</b> <ul style="list-style-type: none"> <li>To ensure that the outcomes of scientific research and studies inform the City's approach to coastal adaptation activities.</li> <li>To ensure future coastal vulnerability is taken into account when planning and developing new coastal infrastructure and land use planning decisions within the coastal zone.</li> </ul>
<b>Deliverables</b> <ul style="list-style-type: none"> <li>Finalise and implement the City's Draft Coastal Hazard Risk Management and Adaptation Plan to build the resilience of the City's coastline to the impacts of sea level rise and coastal erosion.</li> <li>Continue to implement the City's <i>Coastal Infrastructure Adaptation Plan 2018 – 2026</i> to ensure the City is adequately prepared to adapt to current and future coastal hazards and risk to City's infrastructure and assets in minimised.</li> <li>Continue to implement State Coastal Planning Policy 2.6 and the City's Coastal Local Planning Policy to manage and plan for coastal hazard risk.</li> </ul>

<b>Project 1.2      Asset Management Framework</b>
<b>Project Status</b> Existing Project
<b>Mitigation</b> ✓ <b>Adaptation</b> ✓ <b>Risks addressed</b> R1, R5
<b>Project Description</b> <p>The City implements an <i>Asset Management Strategy 2014 - 2024</i> to provide context from which to guide a whole-of-organisation approach to asset management which includes short, medium and long term objectives. The <i>Asset Management Strategy 2014 – 2024</i> includes asset class demand forecasts to understand the current and future needs and expectations of the community, in relation to its assets, to inform changes in service levels which includes climate change as a forecasting demand factor as well as incorporating climate change into a risk analysis.</p> <p>Transitioning buildings to be fully electric powered by renewable energy, rather than using gas, reduces climate change impacts. There is an opportunity for the City to transition to fully electric buildings and reduce carbon emissions.</p> <p>The City implements an <i>Environmentally Sustainable Design for City Buildings Policy</i> to facilitate the integration of environmentally sustainable design principles into the siting, design and construction of new City-owned or City-managed buildings, renovation projects and retro-fitting. The Policy could be updated to include the principle of transitioning from gas to electricity in City buildings.</p> <p>There are also opportunities to reduce carbon emissions associated with the use of asphalt in roads including the potential reuse of asphalt, use of recycled materials and use of temperature-reduced asphalt. The City's use of asphalt in 2021/22 produced over 30,000 tonnes of CO<sub>2</sub> equivalent, more than twice the City's total amount of reported net greenhouse gas emissions in 2021/22.</p>
<b>Project Objectives</b> <ul style="list-style-type: none"> <li>▪ To ensure the City's Asset Management Framework takes into account future climate change impacts through adaptation and mitigation.</li> </ul>
<b>Deliverables</b> <ul style="list-style-type: none"> <li>▪ Future climate change impacts and risk incorporated into the City's Asset Management Strategy for infrastructure assets.</li> <li>▪ Update the <i>Environmentally Sustainable Design for City Buildings Policy</i> to include the principle of transitioning from gas to electricity in City buildings.</li> <li>▪ Investigate opportunities to reduce carbon emissions associated with the use of asphalt in roads.</li> <li>▪ Investigate the feasibility of constructing an environmentally sustainable designed City building with consideration of aspects such as recycled or sustainable materials, embodied energy and life cycle assessment.</li> </ul>

<b>Project 1.3     Renewable Energy Program</b>
<b>Project Status</b> Existing project
<b>Mitigation</b> ✓ <b>Adaptation</b> ✓ <b>Risks addressed</b> R8
<b>Project Description</b> <p>The City has demonstrated its commitment to renewable energy technology through the implementation of the Renewable Energy Program. The Program has included the purchase and installation of solar PV (photovoltaic) systems at community facilities, as well as an extensive community education program to promote renewable energy and its benefits to the wider community. To date the City has installed 18 PV systems and 2 battery storage systems at community facilities.</p> <p>In order to reduce reliance on traditional forms of energy and to reduce greenhouse gas emissions, the Renewable Energy Project should be continued where funding opportunities arise and as part of new or significant redevelopments of the City's community facilities. Consideration where appropriate should also be given to other forms of renewable energy (i.e. wind power). The installation of renewable energy systems will help the City reduce its greenhouse gas emissions and will also enable the City (and any community groups using the community facilities) to become more resilient to increasing energy costs.</p> <p>Community batteries can assist residents to maximise their use of renewable energy produced. Community batteries integrate bulk solar battery storage into the existing electricity grid, while also providing residents with virtual storage for their excess solar energy.</p>
<b>Project Objectives</b> <ul style="list-style-type: none"> <li>▪ To reduce greenhouse gas emissions and increase the City's resilience to rising energy costs, through the generation of renewable energy.</li> <li>▪ To raise community awareness of renewable sources of energy through the promotion of the City's renewable energy technologies.</li> </ul>
<b>Deliverables</b> <ul style="list-style-type: none"> <li>▪ Expand the installation of renewable energy and battery storage systems across the City's building portfolio.</li> <li>▪ Continuation of community awareness initiatives to promote renewable energy.</li> <li>▪ Advocate to Western Power and Synergy to install community batteries and assist residents to maximise their use of renewable energy produced.</li> </ul>

<b>Project 1.4      Energy Efficient Hot Water System Project</b>
<b>Project Status</b> Existing project
<b>Mitigation</b> ✓ <b>Adaptation</b> <b>Risks addressed</b> R8
<b>Project Description</b> <p>The use of renewable energy for heating purposes can reduce energy use and greenhouse gas emissions within City facilities. The City has a total of 22 solar hot water systems across 12 different locations, including at Craigie Leisure Centre which provides a portion of the heating required to heat the water used in the pool's showers.</p> <p>The City could also consider the installation of heat pump hot water systems which use a refrigeration cycle to extract heat from the surrounding air and a heat exchanger to heat water. Heat pumps typically use around 60%-75% less electricity than a conventional electric hot water system.</p> <p>The Energy Efficient Hot Water System project will be continued as funding opportunities arise and as part of new or significant redevelopments of the City's community facilities.</p>
<b>Project Objectives</b> <ul style="list-style-type: none"> <li>▪ To reduce energy use and greenhouse gas emissions associated with City facilities.</li> <li>▪ To increase the City's resilience to rising energy costs.</li> </ul>
<b>Deliverables</b> <ul style="list-style-type: none"> <li>▪ Expand the installation of solar hot water systems or heat pumps within City buildings and facilities.</li> </ul>



<b>Project 1.5     Electric Vehicle Fleet Transition Project</b>
<b>Project Status</b> New Project
<b>Mitigation</b> ✓ <b>Adaptation</b> <b>Risks addressed</b> R8
<b>Project Description</b> <p>The City's fleet uses a variety of fuel sources including diesel (93%) and unleaded petrol (7%). The City's fleet consists of turf maintenance machines, trailers, loaders, weed sprayers, sweepers, water pumps, passenger sedans, light commercial vehicles and a variety of trucks.</p> <p>The City has taken a number of steps to reduce the emissions from its fleet vehicles including purchasing hybrid vehicles and where possible replacing larger vehicles with four cylinder vehicles. The City also offsets its vehicle emissions annually through the Carbon Neutral program. Carbon Neutral undertakes biodiverse conservation plantings to offset greenhouse emissions.</p> <p>The State Electric Vehicle Strategy for Western Australia includes a target to achieve a minimum of 25% electric vehicles for all new light and small passenger, and small and medium SUV government fleet vehicles by 2025/26.</p> <p>The City could transition the fleet to electric vehicles, investigate alternative fuels and further downsize the size of vehicles where possible. Electric vehicles can be powered by renewable energy and reduce carbon emissions.</p>
<b>Project Objectives</b> <ul style="list-style-type: none"><li>▪ Transition the City's fleet to electric vehicles that can be powered by renewable energy.</li><li>▪ Reduce the net greenhouse gas emissions associated with the City's fleet.</li></ul>
<b>Deliverables</b> <ul style="list-style-type: none"><li>▪ Transition the City's fleet to electric vehicles and ensure there is sufficient charging infrastructure.</li></ul>

<b>Project 1.6 Street Lighting Efficiency Project</b>
<b>Project Status</b> Existing Project
<b>Mitigation</b> ✓ <b>Adaptation</b> <b>Risks addressed</b> R8
<b>Project Description</b> <p>The majority of the City's emissions come from street lighting which accounts for 43% of the City's total emissions. However, Western Power owns and operates the major share of the City's street lights, making up 36% of the emissions from street lighting.</p> <p>The City has been implementing the Joondalup City Centre Street Lighting program on City owned street lights to replace inefficient street lighting with multi-function light poles that incorporate energy efficient, programmable LED luminaires which are monitored and controlled by the City's wireless lighting control system. Increasing the efficiency of street lighting will make a significant contribution to decreasing the City's greenhouse gas emissions.</p> <p>However there are a number of challenges to improving the City's street lighting network:</p> <ul style="list-style-type: none"> <li>▪ Much of the street lighting infrastructure is owned by Western Power rather than the City of Joondalup.</li> <li>▪ Much of the infrastructure is ageing and large scale replacement of existing infrastructure with newer technologies is costly.</li> <li>▪ Availability of alternative technologies is still evolving i.e. LED's are now more widely available but solar lighting is still in development.</li> </ul> <p>Research is required to identify opportunities for improving street lighting efficiency and the availability of alternative technologies, given the current challenges. Opportunities to increase efficiencies through changing current operations and practices will also be investigated.</p> <p>The City will undertake advocacy to State government and seek opportunities to partner with stakeholders including Western Power and the Western Australian Local Government Association (WALGA) in investigating options for increased efficiency in street lighting.</p>
<b>Project Objectives</b> <ul style="list-style-type: none"> <li>▪ To advocate for the City to take ownership of Western Power owned street lighting and improving lighting infrastructure efficiency and reducing associated greenhouse gas emissions.</li> <li>▪ To partner with stakeholders to improve street lighting efficiency and reduce associated greenhouse gas emissions.</li> </ul>
<b>Deliverables</b> <ul style="list-style-type: none"> <li>▪ Advocate to State government and WALGA in regard to the City taking ownership of Western Power owned street lighting to improve efficiency and reduce the amount of associated greenhouse emissions.</li> <li>▪ Liaise with Western Power in regard to the possible transfer of ownership of Western Power owned street lighting to the City to enable energy efficiency upgrades and reduced carbon emissions.</li> <li>▪ Identification of opportunities to reduce the amount of greenhouse emissions resulting from City managed street lighting.</li> <li>▪ Identification of technologies to improve the City's street lighting network including any changes to City practices or policy that may be required.</li> </ul>

<b>Project 1.7 Integrated Transport Strategy</b>
<b>Project Status</b> New Project
<b>Mitigation</b> ✓ <b>Adaptation</b> <b>Risks addressed</b> R8, R10
<b>Project Description</b> <p>Integrated transport planning aims to ensure that there is a suitable, safe and interconnected transport infrastructure for different transport modes such as private vehicles, public transport, walking and cycling, which results in improving the community's accessibility to jobs, services, recreation and other daily activities.</p> <p>Within a local government context, transport services and responsibilities extend mainly to the consideration of roads, public transport, road safety and path networks. These responsibilities are also shared across a variety of stakeholders, including Main Roads WA, the Department of Transport, the Public Transport Authority, Department of Planning, Lands and Heritage and Transperth.</p> <p>The City recognises the need to develop a strategic approach to the planning, construction and maintenance of transport related infrastructure and acknowledges that partnerships with State government agencies and other stakeholders have the potential to improve the efficiency and reduce expenditure for the delivery of transport infrastructure. Improved public transport, cycling and walking facilities can also lead to a reduction in the use of private vehicles resulting in a decrease in greenhouse gas emissions.</p> <p>The City is developing an Integrated Transport Strategy to guide multi-modal transport planning and inform strategic policy, advocacy and infrastructure decisions in the City over the next 10 years.</p> <p>Electric scooters can be powered by renewable energy and provide a form of transport with reduced carbon emissions as opposed to using vehicles. The City can encourage community members to adopt electric scooters as a form of transport through conducting an electric scooter hire trial.</p>
<b>Project Objectives</b> <ul style="list-style-type: none"> <li>▪ To reduce transport related greenhouse gas emissions through improvements in public transport, walking and cycling within the City.</li> <li>▪ To align the City's transport related activities with the priorities outlined in State government plans and strategies.</li> <li>▪ To identify and address shortcomings across the City's current transport network; and determine future drivers and targets for modal shifts.</li> <li>▪ To identify opportunities for funding for the planning, construction and maintenance of transport related infrastructure.</li> </ul>
<b>Deliverables</b> <ul style="list-style-type: none"> <li>▪ Finalisation and implementation of an Integrated Transport Strategy in 2024.</li> <li>▪ Investigate the feasibility of an electric scooter hire trial in an area highly used by cyclists and pedestrians to encourage a sustainable form of transport.</li> </ul>

<b>Project 1.8</b> <b>Bike Plan</b>
<b>Project Status</b> Existing Project
<b>Mitigation</b> ✓ <b>Adaptation</b> <b>Risks addressed</b> R8, R10
<b>Project Description</b> <p>Creating environments that encourage people to choose active travel is a way to foster more sustainable, healthier and safer communities. Cycling is an enjoyable, convenient and healthy mode of travel and also assists to reduce greenhouse gas emissions.</p> <p>The City's <i>Bike Plan 2016 - 2021</i> was developed to guide how the City promotes, celebrates and supports bike riding so the City can achieve its vision of a bike friendly city. The Plan recommends the implementation of cycling infrastructure such as pathways, bike parking and signage within the City and also includes initiatives to raise the awareness of cycling and its benefits within the community.</p> <p>In order to ensure alignment with State Government objectives for cycling within Western Australia, a major review of the Bike Plan will be undertaken once the Integrated Transport Strategy is finalised, with a new Bike Plan being developed at this time. A new Bike Plan will provide the long-term vision, strategic framework and projects we will implement to make bike riding a part of everyday life and move us towards becoming a bike-friendly city.</p>
<b>Project Objectives</b> <ul style="list-style-type: none"> <li>▪ To improve cycling infrastructure and facilities within the City.</li> <li>▪ To promote the benefits of cycling to the community</li> <li>▪ To increase the provision of cycling information to the community.</li> </ul>
<b>Deliverables</b> <ul style="list-style-type: none"> <li>▪ Development and implementation of a new Bike Plan after the Integrated Transport Strategy is finalised.</li> </ul>

## Key Focus Area      Public Open Space

Objective 1: To reduce water consumption at the City's parks and reserves.

Objective 2: To ensure that the amenity, useability and safety of the City's parks and reserves are maintained in future climates.

<b>Project 3.1      Waterwise Council Action Plan</b>
<b>Project Status</b> Existing project
<b>Mitigation</b> <b>Adaptation</b> ✓ <b>Risks addressed</b> R2, R8
<b>Project Description</b> <p>The <i>Waterwise Council Action Plan 2021 – 2026</i> outlines the City's waterwise vision and provides strategic direction for the City's water management goals and actions over the next five years. The Plan addresses both corporate and community water management goals and actions as aspects of a waterwise city.</p> <p>Through the Waterwise Council Action Plan the City has committed to the following water management goals:</p> <ul style="list-style-type: none"> <li>▪ Maintain corporate potable water use 5% below 57,000 kL for the next 5 years.</li> <li>▪ Maintain Craigie Leisure Centre water use 5% below 0.017 kL/person for the next 5 years.</li> <li>▪ Maintain groundwater abstraction below groundwater allocation levels for the next 5 years.</li> <li>▪ Maintain community per capita water use below 115kL per annum for the next 5 years.</li> <li>▪ Undertake a minimum of two water efficiency and/or water quality projects that encourage community awareness and promote partnerships by 2025-2026.</li> </ul> <p>In addition to the City's Waterwise Council Action Plan, the Government of Western Australia developed a Gnangara Groundwater Allocation Plan which includes a requirement for a 10 per cent reduction in the City's groundwater usage from 2028. The City will be required to reduce groundwater abstraction and comply with the revised groundwater allocation through reducing irrigation in parks and public open spaces.</p> <p>Impermeable surfaces result in stormwater being diverted to local waterways rather than being absorbed into the ground. Permeable paving allows for water infiltration to the ground below, reducing pressure on stormwater systems, and can be used for paths, roads and carparks.</p>
<b>Project Objectives</b> <ul style="list-style-type: none"> <li>▪ To improve water management outcomes for the City.</li> </ul>
<b>Deliverables</b> <ul style="list-style-type: none"> <li>▪ Implement the Waterwise Council Action Plan to improve water management outcomes.</li> <li>▪ Manage the City's groundwater usage as per DWER's groundwater licence allocation.</li> <li>▪ Investigate opportunities to implement permeable paving for City assets to allow for water infiltration and reduce pressure on stormwater systems.</li> </ul>

<b>Project 3.2</b> <b>Park Revitalisation and Upgrades</b>
<b>Project Status</b> Existing project
<b>Mitigation</b> <b>Adaptation</b> ✓ <b>Risks addressed</b> R2
<b>Project Description</b> <p>Irrigation accounts for a large proportion of the City's water use the efficient use of irrigation systems is vital to ensuring the long term conservation of groundwater resources. As part of the implementation of the City's Landscape Master Plan the City is implementing a program of hydrozoning and ecozoning, and redesigning irrigation systems, to reduce groundwater use within parks and open space areas.</p> <p>Hydrozoning relates to water delivery and is the practice of establishing separate areas or zones to receive different amounts of irrigation water. Ecozoning relates to the vegetation that can best accommodate a given watering regime and is usually a grouping of plants with similar water requirements.</p> <p>As part of the project, amenity is also being improved to ensure community expectations are balanced with sustainable water management. To date the project has been successful in reducing groundwater use by up to 50 per cent in some City parks.</p>
<b>Project Objectives</b> <ul style="list-style-type: none"> <li>▪ Implement hydrozoning and ecozoning principles to reduce groundwater use in City parks.</li> <li>▪ Increase the amenity and diversity of parks in the City.</li> </ul>
<b>Deliverables</b> <ul style="list-style-type: none"> <li>▪ Development and implementation of detailed landscaping and irrigation design for identified parks to reduce irrigated areas and therefore water use including site preparation, irrigation removal and reconnection, turf removal, landscaping, installation of hard surfaces, mulching and provision of signage, at a rate of 1-5 parks per year.</li> </ul>

<b>Project 3.3      Urban Planting Program</b>
<b>Project Status</b> Existing project
<b>Mitigation</b> ✓ <b>Adaptation</b> ✓ <b>Risks addressed</b> R2, R3
<b>Project Description</b> <p>The reduction of vegetation within urban areas, coupled with the increase in built surfaces has contributed to the urban heat island effect. With projected increases in temperature expected due to the impacts of climate change, the warming of urban areas may impact the amenity and useability of urban environments. The impact of the urban heat island effect can be significantly reduced by increasing the amount of vegetation cover within these areas.</p> <p>The City's Leafy City Program provides increased urban canopy cover by planting trees within the City's suburban streetscapes, to create cooler, inviting green urban spaces for residents and mitigate the increasing heat-island effect. The Leafy City Program launched in 2017 and over 4,500 new trees have been added to the urban canopy among the City's neighbourhoods, as of 2023.</p> <p>The City supports the greening of verges by implementing a Winter Planting Program and supplying and planting trees on residential verges free of charge, at the request of the property owner. Residents may apply to have one or more trees planted by the City on the verge adjacent to their property. Trees are planted during the winter period.</p> <p>The City also undertakes annual tree planting on the City's public open space, verges and medians to provide more shade and reduce the effects of the urban heat island effect through the City Centre Streetscape Renewal and Arterial Road Streetscapes project.</p>
<b>Project Objectives</b> <ul style="list-style-type: none"> <li>Continue to plant trees on residential verges, residential medians and Public Open Space to increase urban forest and canopy cover.</li> <li>Provide increased shade to reduce the impacts of the urban heat island effect within urban environments of the City of Joondalup.</li> <li>Increase the amenity and diversity of parks and open spaces in the City.</li> </ul>
<b>Deliverables</b> <ul style="list-style-type: none"> <li>Continue to plant trees on residential verges, residential medians and Public Open Space to increase canopy cover and reduce the urban heat island effect.</li> <li>Continue to plant trees in the City Centre and on Arterial roads to increase canopy cover and reduce the urban heat island effect at a rate of two projects per year.</li> </ul>

## Key Focus Area      Natural Environment

Objective 1: To ensure the City's integrated catchment management planning for the Yellagonga wetlands takes into account future climates.

Objective 2: To ensure the City's management of natural areas and waste takes into account the impacts of future climates.

<b>Project 4.1      Yellagonga Integrated Catchment Management Plan 2021 - 2026</b>
<b>Project Status</b> Existing project
<b>Mitigation</b> <b>Adaptation</b> ✓ <b>Risks addressed</b> R3
<b>Project Description</b> <p>The Yellagonga Regional Park is located on the Swan Coastal Plain within the City of Joondalup and the City of Wanneroo and is comprised of a chain of linear wetlands extending from Lake Joondalup in the north, through Beenypup Swamp and Walluburnup Swamp, to Lake Goollelal in the South. The Yellagonga Regional Park is an area of high ecological significance including being a Bush Forever site, having Conservation Category Wetlands and Lake Joondalup is also a Class 'A' Reserve. The Yellagonga Regional Park consists of a number of different tenures and is managed in partnership between the City of Joondalup, City of Wanneroo and Department of Biodiversity, Conservation and Attractions (DBCA).</p> <p>The Yellagonga wetlands are one of the City's most valued environmental assets, providing important habitat for flora and fauna as well as providing valued recreation and tourism opportunities. Improving the health and viability of the Yellagonga catchment and wetlands will increase its resilience to future climate changes.</p> <p>The impacts of climate change on the Yellagonga wetlands are likely to be numerous and varied, and may include:</p> <ul style="list-style-type: none"> <li>▪ Reduced groundwater and surface water availability.</li> <li>▪ Reduced water quality due to declining water levels and potential mobilisation of heavy metals.</li> <li>▪ Increase in potential and actual acid sulphate soils.</li> <li>▪ Increased threat from weeds, predators and fire.</li> <li>▪ Change in the abundance, distribution and diversity of aquatic biota.</li> <li>▪ Changing and restricted habitats for fauna and flora.</li> </ul> <p>The Yellagonga Integrated Catchment Management Plan (YICM) 2021 - 2026 was developed to provide a holistic and long-term strategic plan to improve catchment health and protect the diverse values of the Park. The implementation of the YICM Plan will ensure the long term protection of the Yellagonga Wetlands with a focus on addressing the current and future impacts of climate change.</p>
<b>Project Objectives</b> <ul style="list-style-type: none"> <li>▪ To maintain the health and viability of the Yellagonga Regional Park and to increase its resilience to climate change impacts.</li> </ul>
<b>Deliverables</b> <ul style="list-style-type: none"> <li>▪ The implementation of the <i>Yellagonga Integrated Catchment Management Plan 2021 - 2026</i>.</li> </ul>



<b>Project 4.2      Natural Area Management Plans</b>
<b>Project Status</b> Existing project
<b>Mitigation</b> <b>Adaptation</b> ✓ <b>Risks addressed</b> R3
<b>Project Description</b> <p>Climate change will have significant impact on the health and viability of the City's natural areas. Reduced rainfalls will result in lower groundwater levels and drying out of the lakes and consequently less water being available for flora and fauna. Changes in temperatures can also alter breeding and habitat patterns. Threats from weeds and fire are also likely to increase and coastal natural areas will be increasingly affected by storm surge and coastal erosion.</p> <p>The City develops and implements Natural Area Management Plans to build resilience in native vegetation and ecosystems to a changing climate. The City's conservation works in natural areas are prioritised to protect and enhance biodiversity and include revegetation, fire mitigation works and integrated weed management.</p> <p>Natural Areas Management Plans identify information on changes in vegetation condition in natural areas and identify environmental threats that pose a risk to biodiversity values within the natural area.</p>
<b>Project Objectives</b> <ul style="list-style-type: none"> <li>▪ To increase resilience of the City's natural environment through the development and implementation of Natural Area Management Plans.</li> </ul>
<b>Deliverables</b> <ul style="list-style-type: none"> <li>▪ Natural Area Management Plans that incorporate climate change risk and management recommendations to address the threats to biodiversity associated with climate change.</li> </ul>

<b>Project 4.3      Bushfire Risk Management Plan 2018 - 2023</b>
<b>Project Status</b> Existing project
<b>Mitigation</b> <b>Adaptation</b> ✓ <b>Risks addressed</b> R3, R4
<b>Project Description</b>  <p>Bushfires are one of the key environmental threats to natural areas in the City of Joondalup. Bushfires can significantly degrade natural areas, destroy habitats, reduce flora and fauna numbers and create opportunities for weed and predator establishment. In addition bushfires can threaten and impact on nearby properties and communities.</p> <p>Climate change is likely to result in a hotter and drier climate which is likely to result in an increase in both the intensity and frequency of bushfires in most regions. The City has developed a <i>Bushfire Risk Management Plan 2018 – 2023</i> to provide an ongoing strategic approach to the management of natural areas in order to reduce the incidence of fire in the City which recognises the future impacts of climate change.</p> <p>The Bushfire Risk Management Plan also gives consideration to the role of planning processes and approvals in providing an appropriate level of protection to private property from bushfires.</p>
<b>Project Objectives</b> <ul style="list-style-type: none"><li>▪ To improve the health and resilience of the City's natural areas to climate change.</li></ul>
<b>Deliverables</b> <ul style="list-style-type: none"><li>▪ Development and implementation of a new Bushfire Risk Management Plan that considers future climate change impacts.</li></ul>

<b>Project 4.4</b> <b>Local Government Waste Plan</b>
<b>Project Status</b> Existing project
<b>Mitigation</b> ✓ <b>Adaptation</b> <b>Risks addressed</b> R8
<b>Project Description</b> <p>The City's Local Government Waste Plan leads our waste management practices which align with the objectives of the State Waste Avoidance and Resource Recovery Strategy 2030. The Plan focuses on improving our practices and providing the groundwork to inform the long-term planning for waste. Waste management plans are a requirement of all local governments under the <i>Waste Avoidance and Resource Recovery Act 2007</i>.</p> <p>Waste that is sent to landfill decomposes and produces greenhouse gases. Therefore the diversion of waste from landfill through waste minimisation, recycling or reusing methods can reduce the City's greenhouse emissions. The City doesn't currently monitor greenhouse gas emissions produced by waste operations.</p> <p>The City is responsible for the collection of residential waste and manages household waste through a number of methods and facilities:</p> <ul style="list-style-type: none"> <li>Materials Recovery Facility – items from the yellow lidded bins are recycled at the resource recovery facility, contaminated items are sent to landfill.</li> <li>Greens recycling –green waste (i.e. tree prunings etc) that is collected through residential three bin system, the bulk verge greens collection or taken to the greens recycling facility is recycled into mulch products.</li> <li>Landfill – the residual waste that the City is unable to recycle or recover is sent to landfill.</li> </ul> <p>The City plans to commence implementation of a new Food Organics Garden Organics (FOGO) bin service in 2024/25.</p>
<b>Project Objectives</b> <ul style="list-style-type: none"> <li>To increase efficiency of waste services and reduce waste to landfill and greenhouse gas emissions through sustainable waste management practices which incorporate increased re-use and recycling.</li> </ul>
<b>Deliverables</b> <ul style="list-style-type: none"> <li>Implementation of the Local Government Waste Plan that provides strategic guidance to the City's waste management practices.</li> <li>Commencement of FOGO in 2024/25 to reduce organic waste going to landfill and associated carbon emissions.</li> <li>Increased collection of data to measure and monitor greenhouse gas emissions produced by the City's waste operations.</li> </ul>

**Key Focus Area      Corporate Responsibility and Good Governance**

Objective 1: To demonstrate shared responsibility, leadership and governance practices in the City's climate change management activities.

Objective 2: To incorporate climate change management into the City's strategic and corporate planning.

<b>Project 5.1      Workforce Plan</b>
<b>Project Status</b> Existing project
<b>Mitigation</b> <b>Adaptation</b> ✓ <b>Risks addressed</b> R6, R8
<b>Project Description</b> <p>The <i>Workforce Plan 2018-2022</i> is one of three major informing documents within the City's Integrated Planning Framework. Its purpose is to determine the workforce requirements necessary to resource and deliver the organisation's <i>Corporate Business Plan 2018-2023</i> and in doing so, contribute to the achievement of strategic objectives contained within <i>Joondalup 2022</i>. The Workforce Plan takes into consideration the workforce requirements of projects, actions and services committed to within the City's current Integrated Planning Framework.</p> <p>The Workforce Plan recognises external drivers for workforce planning including skills shortage, the changing employment landscape, changing technology, local government reform, population changes and legislative changes. The Workforce Plan could also take into consideration the impacts of climate change on staff and resourcing requirements.</p>
<b>Project Objectives</b> <ul style="list-style-type: none"> <li>Ensure that the City is adequately resourced and staffed to respond to impacts that climate change will have on City operations, activities and services.</li> </ul>
<b>Deliverables</b> <ul style="list-style-type: none"> <li>An updated Workforce Plan that recognises climate change as a potential external driver for workforce planning.</li> </ul>

<b>Project 5.2     Renewable Energy Procurement Program</b>
<b>Project Status</b> Existing project
<b>Mitigation</b> ✓ <b>Adaptation</b> <b>Risks addressed</b> R8
<b>Project Description</b>  In June 2022, the City joined 50 WA local governments to procure renewable energy through a Power Purchase Agreement (PPA). Over the next 3 years the City will purchase renewable energy covering 25% of the City's contestable electricity supply in year 2 of the contract and 50% in year 3. The PPA has the potential to reduce the City's total carbon emissions by over 4,000 tonnes of CO2-e.  The City has offset 100% of emissions from its vehicle fleet since 2007. The offsets are purchased through Carbon Neutral who undertake biodiverse native plantings to absorb the equivalent amount of emissions from the atmosphere. This purchase of offsets makes a contribution to reducing the City's net emissions. The City purchased 1,399 tonnes of carbon offsets in 2021/22 to offset 100% of the City's fleet emissions.  The City should continue to procure renewable energy as it makes a considerable contribution to reducing impact of the City's greenhouse gas emissions.
<b>Project Objectives</b> <ul style="list-style-type: none"><li>▪ To reduce the impact of the City's greenhouse gas emissions through the procurement of renewable energy.</li></ul>
<b>Deliverables</b> <ul style="list-style-type: none"><li>▪ Continue to procure renewable energy through a Power Purchase Agreement increasing to 100% purchase of renewable energy for the City's contestable electricity supply in 2025/26.</li></ul>

<b>Project 5.3      Think Green Office Program</b>
<b>Project Status</b> Existing Project
<b>Mitigation</b> ✓ <b>Adaptation</b> <b>Risks addressed</b> R6, R7, R8
<b>Project Description</b> <p>Staff education and awareness-raising is important in encouraging sustainable behaviour across the organisation. The Think Green Office Program is a cultural change program targeting City staff to promote more sustainable behaviours and attitudes within their everyday work life. This Program commenced in February 2010 with an aim to encourage staff to be more sustainable, minimise impacts of their daily activities regarding energy, water, waste and travel and incorporate climate adaptation into their work. "Think Green" is branded and ongoing, to stimulate consistent change rather than ad hoc staff awareness.</p> <p>The Program is focused on increasing sustainable actions by City staff and fostering behaviour change. The Program has previously included:</p> <ul style="list-style-type: none"> <li>▪ Implementation of a Green Office Guide - to inform, engage and encourage staff to address energy, water, waste, and transport issues within the workplace.</li> <li>▪ Staff initiatives to raise awareness of climate change related issues and encourage behaviour change.</li> <li>▪ TravelSmart Workplace initiatives – Pool bikes, electric bike and SmartRiders.</li> </ul>
<b>Project Objectives</b> <ul style="list-style-type: none"> <li>▪ Raise awareness of the importance of climate change adaptation and mitigation actions amongst City employees.</li> <li>▪ Ensure that staff incorporate climate change mitigation and adaptation into work activities.</li> <li>▪ Facilitate sustainability behaviour change in staff at home and in the office.</li> </ul>
<b>Deliverables</b> <ul style="list-style-type: none"> <li>▪ Delivery of staff initiatives to encourage climate change adaptation and mitigation actions.</li> </ul>

<b>Project 5.4 Strategic Partnerships</b>
<b>Project Status</b> Existing project
<b>Mitigation</b> ✓ <b>Adaptation</b> ✓ <b>Risks addressed</b> R2, R3, R8
<b>Project Description</b> <p>Keeping up to date with developments in the area of climate change management will ensure that the City is implementing best practice approaches to climate mitigation and adaptation. There are a number of government and non government groups and educational and research organisations locally, nationally and internationally that focus on building the capacity of local government to effectively mitigate climate change and increase resilience to impacts.</p> <p>The City should continue to investigate opportunities to partner with stakeholders, industry groups and research institutions to enable the City to build capacity and gain information relating to best practice approaches climate change mitigation and adaptation.</p>
<b>Project Objectives</b> <ul style="list-style-type: none"><li>▪ To ensure that the City is well informed of developments in climate change management by actively participating in research projects and working groups as opportunities arise.</li></ul>
<b>Deliverables</b> <ul style="list-style-type: none"><li>▪ Increased support for the City in implementing climate mitigation and adaptation activities.</li><li>▪ Increased knowledge of best practice approaches to climate change management.</li></ul>

**Key Focus Area      Community Wellbeing**

Objective 1: To increase awareness in the community about climate change and its impacts and encourage related behaviour change.

Objective 2: To assist the City's residents and communities to become more resilient to the impacts of climate change

<b>Project 6.1      Environmental Education Program</b>
<b>Project Status</b> Existing project
<b>Mitigation</b> ✓ <b>Adaptation</b> ✓ <b>Risks addressed</b> R10
<b>Project Description</b> <p>The City has developed a coordinated program of environmental education activities through its Environmental Education Program (EEP) which commenced in 2010. Community education is vital in influencing behaviour change and fostering sustainability in the community.</p> <p>The EEP includes workshops, events, initiatives, communication campaigns and provides information to encourage community members, schools and businesses to adapt to and mitigate climate change. Examples of previous EEP initiatives related to climate change include:</p> <ul style="list-style-type: none"> <li>• Think Green Energy Program</li> <li>• Eco home, school and business audit program</li> <li>• Waterwise Verge Rebate Program</li> <li>• Solar Battery Storage workshop.</li> </ul> <p>There are opportunities to collaborate with other local governments in regard to climate change education and initiatives to encourage behaviour change in the community, schools and to businesses.</p> <p>The use of the Strategic Community Reference Group with community members could facilitate knowledge sharing, consultation and delivery of community identified projects related to climate adaptation and mitigation.</p>
<b>Project Objectives</b> <ul style="list-style-type: none"> <li>▪ Raise awareness, advocate for and support behaviour change in the community, schools and to businesses regarding future climates and the importance of adapting to and mitigating climate change.</li> </ul>
<b>Deliverables</b> <ul style="list-style-type: none"> <li>▪ Delivery of education initiatives, behaviour change projects and communications campaigns to encourage the community, schools and businesses to adapt to and mitigate climate change.</li> <li>▪ Investigate opportunities to collaborate with other local governments in regard to climate change education and encouraging behaviour change for the community, schools and businesses.</li> <li>▪ Investigate funding opportunities to provide rebates to the community, schools and businesses to assist with climate adaptation and mitigation.</li> </ul>





# COMMUNITY CONSULTATION OUTCOMES REPORT

## Climate Change Survey

CONTENTS

OVERVIEW .....3

STAKEHOLDERS .....4

CONSULTATION MATERIALS .....5

RESPONSE RATE .....7

DEMOGRAPHICS .....8

OUTCOMES ..... 11

*Appendix 1 to Appendix 16 is provided as a separate document.*

## OVERVIEW

The community was invited to provide feedback to inform the development of the City's new Climate Change Plan. Feedback was sought via a Climate Change Survey to explore community expectations around the City's role in responding to the impacts of climate change.

The City collected a total of 1,267 valid responses throughout the 28-day advertised consultation period from 24 June 2021 to 21 July 2021. A total of 476 randomly-selected residents submitted feedback, as well as 476 Community Engagement Network members, and 368 community members who were not invited directly to participate. The overall response rate was 13.0% for stakeholders who were engaged directly by the City. Comparisons are provided throughout the report where there was a notable difference between the responses made by respondents in the random sample when compared to respondents not in the random sample.

Respondents were asked to rate how important the issue of climate change was to them personally and approximately half of respondents rated it as 10 ("extremely important") on an 11-point scale from 0–10. Respondents were also asked to rate how concerned they were about some specific impacts of climate change, with the most concern shown for "biodiversity loss", "reduced rainfall potentially leading to water shortages and more droughts", and "harsher and longer fire seasons/bushfires".

When asked what they were doing personally to reduce greenhouse gas emissions, almost two-thirds indicated that they were "doing a bit, but could do more". In relation to greenhouse gas emissions targets, approximately two-thirds of respondents indicated that the City should pursue an "ambitious target" for reducing greenhouse emissions.

Respondents were provided with a list of potential *mitigation* actions that the City could implement and asked to select the most important. The following were the most popular mitigation actions selected:

- Installing renewable energy devices on City-owned facilities and buildings (eg solar panels).
- Increasing energy efficiency of City-owned facilities, buildings and lighting.
- Providing funding/incentives to support the community to reduce their greenhouse emissions.

Respondents were also asked how urgent it is for the City to take action to mitigate climate change and almost half indicated that it is "extremely urgent".

Respondents were provided with a list of potential *adaptation* actions that the City could implement and asked to select the most important. The following were the most popular mitigation actions selected:

- Planting trees in urban areas to reduce the urban heat island effect.
- Conserving bushland areas to maintain biodiversity within a drying climate.

Respondents were also asked how urgent it is for the City to take action to adapt to climate change and again, almost half indicated that it is "extremely urgent".

## STAKEHOLDERS

A total of 7,351 stakeholders were directly engaged by the City of Joondalup. Stakeholders identified included:

- Random sample of residents (stratified by suburb and age) = 4,000
- Community Engagement Network members = 3,334
- Resident/ratepayer groups = 17
  - Beldon Residents Association Inc
  - Burns Beach Residents Association Inc
  - Connolly Residents Association
  - Craigie Resident and Community Association
  - Currambine Residents Association Inc
  - Edgewater Community Residents' Association
  - Harbour Rise Home Owners Association
  - Heathridge Residents' Association
  - Iluka Homeowners Association
  - Kallaroo Residents Association
  - Kingsley & Greenwood Residents Association
  - Marmion, Sorrento, Duncraig Progress and Ratepayers Association
  - North Shore Country Club and Residents Association
  - Padbury Residents' Association Inc
  - Warwick Residents Group
  - Whitford Community, Ratepayers & Recreation Association Inc
  - Woodvale Waters Landowners Association.

Additional stakeholders, including interested residents and ratepayers, were indirectly engaged via the consultation materials described overleaf.


## CONSULTATION MATERIALS

The random sample of residents were sent information packs through the post on 24 June 2021. The information packs contained a letter to advise them of the consultation and invited them to provide feedback via the enclosed hard-copy questionnaire. To encourage responses, residents were offered an incentive prize of one of two \$500 gift vouchers.

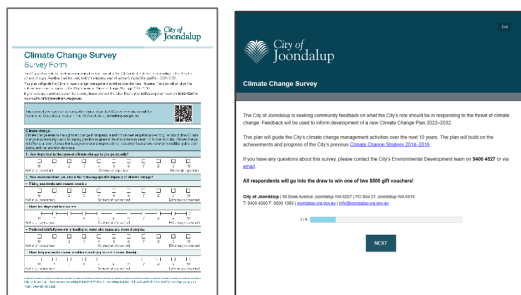
Community Engagement Network members were invited to participate via an email distributed on 24 June 2021. The email contained a link to the online questionnaire.

Resident/ratepayer groups were sent an email on 24 June 2021 advising them of the consultation and encouraging them to distribute the consultation information and link to the online questionnaire to their members and networks.

**Letter to a random sample of City of Joondalup residents, email to Community Engagement Network members, and email to resident/ratepayer groups (see Appendix 1–3 for full):**



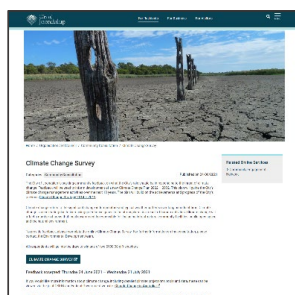
**Hard-copy questionnaire and online questionnaire (see Appendix 4–5 for full):**




In addition to directly contacting the identified stakeholders via post and email, the City advertised the Climate Change Survey to other community members via the following means:

- Webpage linked through the “Community Consultation” section of the City of Joondalup website, visible from 24 June 2021 to 21 July 2021.
- Items published in the Joondalup Voice insert on the *Joondalup Times* community newspaper on 24 June 2021, and available online and emailed to subscribers of the Joondalup Voice Online eNewsletter on 24 June 2021.
- Item published in the Environmental News and Events eNewsletter emailed to subscribers on 24 June 2021.
- E-screen displays visible on the e-screens located at the City of Joondalup customer service centres, libraries, and Craigie Leisure Centre from 24 June 2021 to 21 July 2021.
- Facebook advertisement live from 25 June 2021 to 29 June 2021.
- Facebook post published through the City of Joondalup Facebook account on 24 June 2021.
- Twitter post published through the City of Joondalup Twitter account on 24 June 2021.

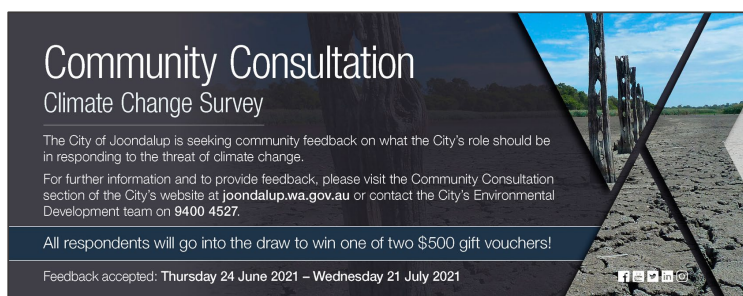
**Community Consultation webpage (see Appendix 6 for full):**




**Joondalup voice, Joondalup Voice eNewsletter, and Environmental News and Events eNewsletter (see Appendix 7–9 for full):**



**Electronic Display Screens (see Appendix 10 for full):**



**Facebook advertisement, Facebook post, and Twitter post (see Appendix 11–13 for full):**



## RESPONSE RATE

The City collected a total of 1,267 valid responses throughout the 28-day advertised consultation from 24 June 2021 to 21 July 2021. Of the 4,000 randomly sample residents, 476 submitted feedback, and of the 3,334 Community Engagement Network members, 476 submitted feedback. A further 368 other community members (not directly contacted to participate) also submitted feedback. The overall response rate was 13.0% for stakeholders who were engaged directly by the City. This data is shown in the table below.

	Feedback sought	Feedback received*	Response rate
Responses received by stakeholder type:	N	N	%
Random sample of residents	4,000	476	11.9%
Community Engagement Network members	3,334	476	14.3%
Other community members (engaged indirectly)	—	368	—
Total response rate (engaged directly)	7351	952	13.0%
Total responses	—	1,267	—

Comparisons are provided throughout the report where there was a notable difference between the responses made by respondents in the random sample, when compared to respondents not in the random sample.

---

\* Numbers may not add up to the total, as respondents can represent multiple stakeholder types.

## DEMOGRAPHICS

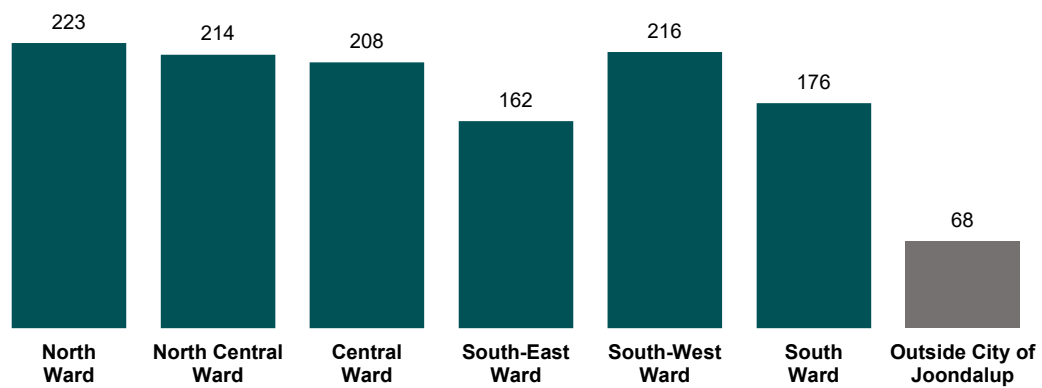
### Respondent address

Respondents were asked to provide their contact details and almost 95% indicated that they reside in suburbs located within the City of Joondalup (1,199). A total of 8 respondents indicated that they reside in a suburb outside of the City. This data is shown in the table and chart below.

<b>Submissions received by ward and suburb:</b>	<b>N</b>	<b>%</b>
<b>City of Joondalup</b>	<b>1,199</b>	<b>94.6%</b>
<b>North Ward</b>	<b>223</b>	<b>17.6%</b>
Burns Beach	34	2.7%
Currambine	30	2.4%
Iluka	46	3.6%
Joondalup	68	5.4%
Kinross	45	3.6%
<b>North Central Ward</b>	<b>214</b>	<b>16.9%</b>
Connolly	28	2.2%
Edgewater	52	4.1%
Heathridge	39	3.1%
Mullaloo	42	3.3%
Ocean Reef	53	4.2%
<b>Central Ward</b>	<b>208</b>	<b>16.4%</b>
Beldon	20	1.6%
Craigie	51	4.0%
Kallaroo	60	4.7%
Woodvale	77	6.1%
<b>South-East Ward</b>	<b>162</b>	<b>12.8%</b>
Greenwood	68	5.4%
Kingsley	94	7.4%
<b>South-West Ward</b>	<b>216</b>	<b>17.0%</b>
Hillarys	82	6.5%
Padbury	57	4.5%
Sorrento	77	6.1%
<b>South Ward</b>	<b>176</b>	<b>13.9%</b>
Duncraig	129	10.2%
Marmion	17	1.3%
Warwick	30	2.4%
<b>Outside of City of Joondalup</b>	<b>68</b>	<b>5.4%</b>
<b>Total responses</b>	<b>1,267</b>	<b>100.0%</b>



**Submissions received by ward:**

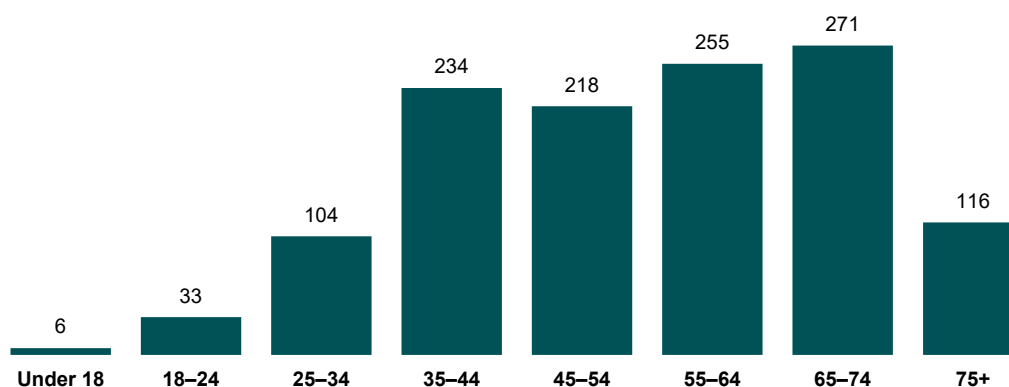


## Respondent age

Respondents were asked to provide their age group. Approximately half of respondents were aged 55 years or older (255). Other common age groups were 34 to 44 years (234) and 45 to 54 years (218). Few respondents were under 35 years of age (143). This data is shown in the table and chart below.

Responses received by age:	N	%
Under 18 years	6	0.5%
18–24 years	33	2.6%
25–34 years	104	8.2%
35–44 years	234	18.5%
45–54 years	218	17.2%
55–64 years	255	20.1%
65–74 years	271	21.4%
75+ years	116	9.2%
No response	30	2.4%
<b>Total responses</b>	<b>1,267</b>	<b>100.0%</b>

Responses received by age:



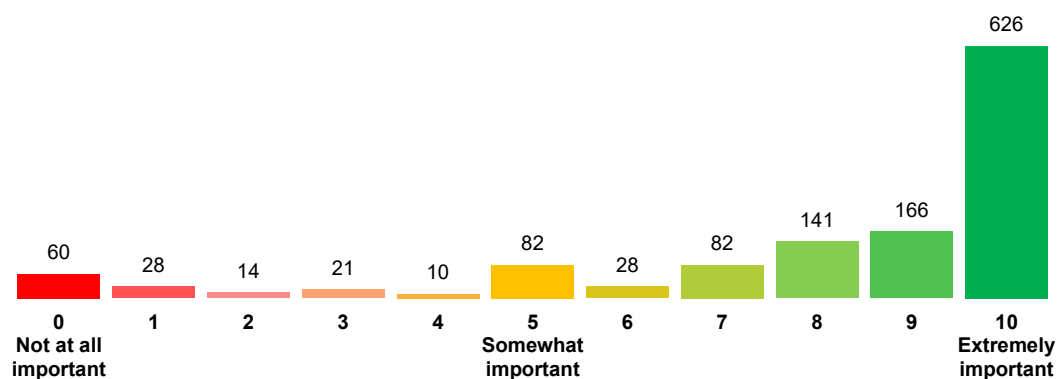
## OUTCOMES

QUESTION: “How important is the issue of climate change to you personally?”

Respondents were asked to rate how important the issue of climate change is to them personally as an individual. Respondents provided a rating using an 11-point rating scale, with 0 representing “not at all important”, 5 representing “somewhat important” and 10 representing “extremely important”. Approximately half of respondents (626) specified a rating of 10 (“extremely important”). Approximately 10% of respondents specified a rating below 5 (133). This data is shown in the table and chart below.

How important is the issue of climate change to you personally?	N	%
<b>0 — Not at all important</b>	60	4.7%
1	28	2.2%
2	14	1.1%
3	21	1.7%
4	10	0.8%
<b>5 — Somewhat important</b>	82	6.5%
6	28	2.2%
7	82	6.5%
8	141	11.1%
9	166	13.1%
<b>10 — Extremely important</b>	626	49.4%
<b>No response</b>	9	0.7%
<b>Total responses</b>	<b>1,267</b>	<b>100.0%</b>

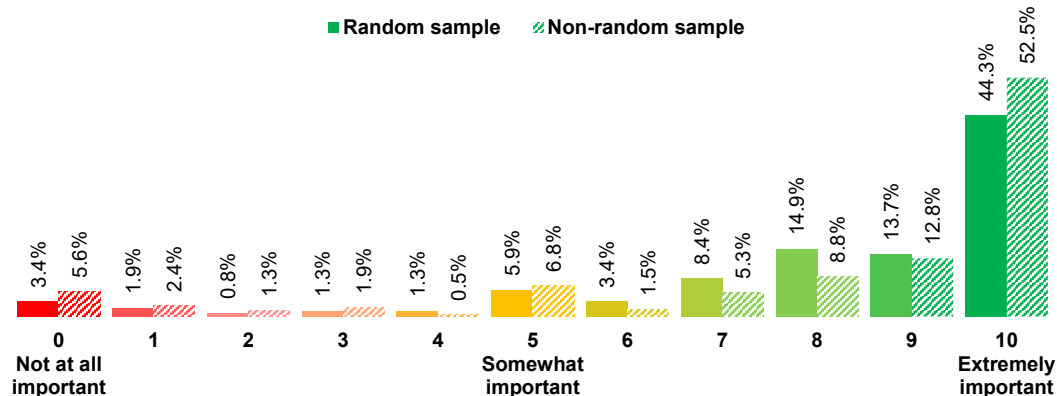
How important is the issue of climate change to you personally?



Respondents from the random sample of residents were less likely to indicate climate change was an “extremely important” issue for them personally, compared to those not in the random sample (44.3% versus 52.5%). However, respondents from the random sample were also less likely to specify climate change as “not at all important” (3.4% versus 5.6%). This data is shown in the table and chart below.

How important is the issue of climate change to you personally?	Random sample		Non-random sample	
	N	%	N	%
0 — Not at all important	16	3.4%	44	5.6%
1	9	1.9%	19	2.4%
2	4	0.8%	10	1.3%
3	6	1.3%	15	1.9%
4	6	1.3%	4	0.5%
5 — Somewhat important	28	5.9%	54	6.8%
6	16	3.4%	12	1.5%
7	40	8.4%	42	5.3%
8	71	14.9%	70	8.8%
9	65	13.7%	101	12.8%
10 — Extremely important	211	44.3%	415	52.5%
No response	4	0.8%	5	0.6%
Total responses	476	100.0%	791	100.0%

How important is the issue of climate change to you personally? (Random sample compared to non-random sample)



## QUESTION: “How concerned are you about the following specific impacts of climate change?”

Respondents were asked to rate how concerned they were about the following six specific impacts of climate change:

- Rising sea levels and coastal erosion
- More hot days and heatwaves
- Reduced rainfall potentially leading to water shortages and more droughts
- More frequent and extreme weather events (eg server storms, floods)
- Harsher and longer fire seasons/bushfires
- Biodiversity loss (eg native trees, plants, animals)

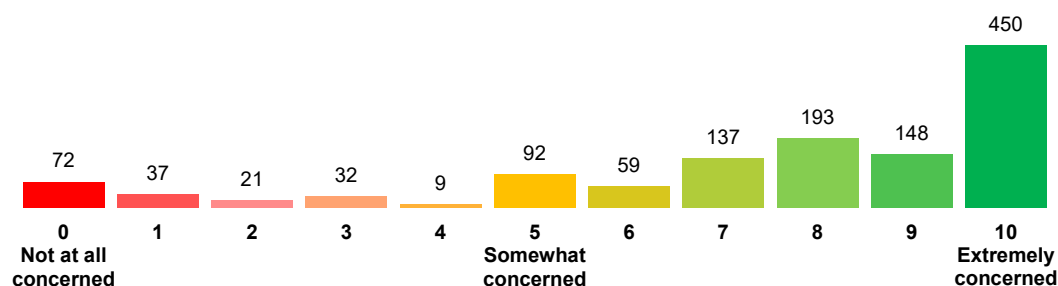
Respondents rated each climate change impact using an 11–point rating scale, with 0 representing “not at all concerned”, 5 representing “somewhat concerned” and 10 representing “extremely concerned”. Data and charts for each impact are shown below.

### Rising sea levels and coastal erosion

Approximately three quarters of respondents specified a rating of 7 or higher (928), with over one-third selecting the rating of 10 (“extremely concerned”) (450). A total of 171 selected ratings below 5. This data is shown in the table and chart below.

How concerned are you about rising sea levels and coastal erosion?	N	%
<b>0 — Not at all concerned</b>	72	5.7%
1	37	2.9%
2	21	1.7%
3	32	2.5%
4	9	0.7%
<b>5 — Somewhat concerned</b>	92	7.3%
6	59	4.7%
7	137	10.8%
8	193	15.2%
9	148	11.7%
<b>10 — Extremely concerned</b>	450	35.5%
<b>No response</b>	17	1.3%
<b>Total responses</b>	<b>1,267</b>	<b>100.0%</b>

### How concerned are you about rising sea levels and coastal erosion?

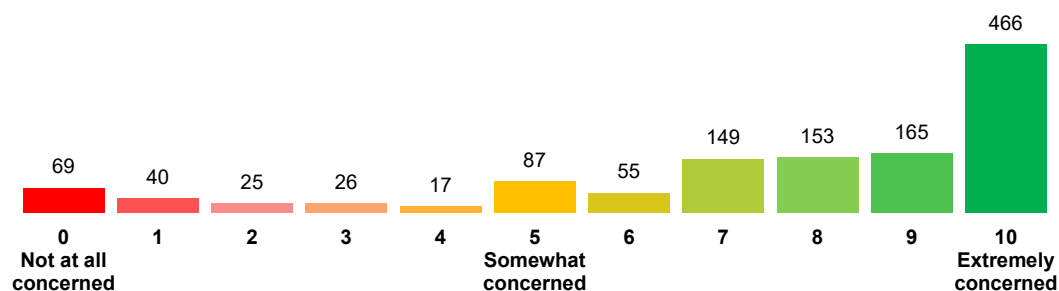


## More hot days and heatwaves

Approximately three quarters of respondents specified a rating of 7 or higher (933), with over one-third selecting the rating of 10 ("extremely concerned") (466). A total of 177 selected ratings below 5. This data is shown in the table and chart below.

How concerned are you about more hot days and heatwaves?	N	%
<b>0 — Not at all concerned</b>	69	5.4%
1	40	3.2%
2	25	2.0%
3	26	2.1%
4	17	1.3%
<b>5 — Somewhat concerned</b>	87	6.9%
6	55	4.3%
7	149	11.8%
8	153	12.1%
9	165	13.0%
<b>10 — Extremely concerned</b>	466	36.8%
<b>No response</b>	15	1.2%
<b>Total responses</b>	<b>1,267</b>	<b>100.0%</b>

### How concerned are you about more hot days and heatwaves?

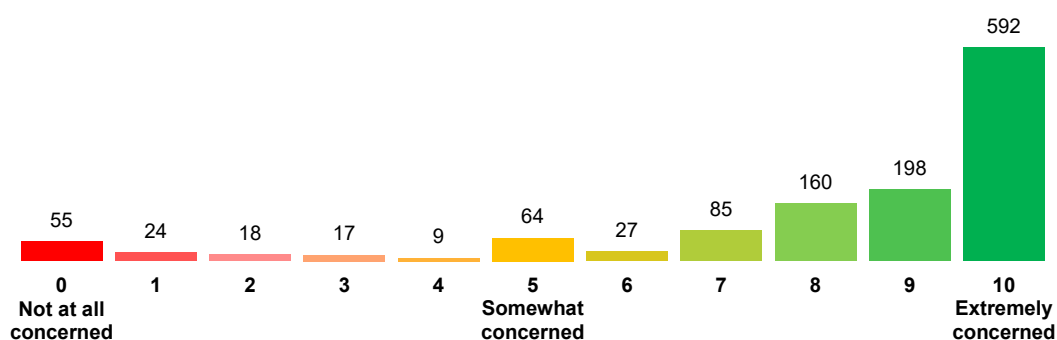


## Reduced rainfall potentially leading to water shortages and more droughts

Approximately 80% of respondents specified a rating of 7 or higher (1,035), with almost half selecting the rating of 10 ("extremely concerned") (592). A total of 123 selected ratings below 5. This data is shown in the table and chart below.

How concerned are you about reduced rainfall potentially leading to water shortages and more droughts?	N	%
<b>0 — Not at all concerned</b>	55	4.3%
1	24	1.9%
2	18	1.4%
3	17	1.3%
4	9	0.7%
<b>5 — Somewhat concerned</b>	64	5.1%
6	27	2.1%
7	85	6.7%
8	160	12.6%
9	198	15.6%
<b>10 — Extremely concerned</b>	592	46.7%
<b>No response</b>	18	1.4%
<b>Total responses</b>	<b>1,267</b>	<b>100.0%</b>

How concerned are you about reduced rainfall potentially leading to water shortages and more droughts?

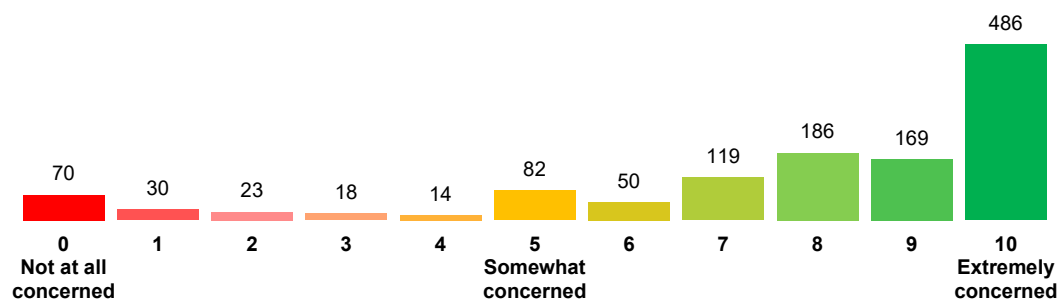


### More frequent and extreme weather events (eg severe storms, floods)

Approximately three-quarters of respondents specified a rating of 7 or higher (960), with just under 40% selecting the rating of 10 ("extremely concerned") (486). A total of 155 selected ratings below 5. This data is shown in the table and chart below.

How concerned are you about more frequent and extreme weather events (eg severe storms, floods)?	N	%
<b>0 — Not at all concerned</b>	70	5.5%
1	30	2.4%
2	23	1.8%
3	18	1.4%
4	14	1.1%
<b>5 — Somewhat concerned</b>	82	6.5%
6	50	3.9%
7	119	9.4%
8	186	14.7%
9	169	13.3%
<b>10 — Extremely concerned</b>	486	38.4%
<b>No response</b>	20	1.6%
<b>Total responses</b>	<b>1,267</b>	<b>100.0%</b>

How concerned are you about more frequent and extreme weather events (eg severe storms, floods)?



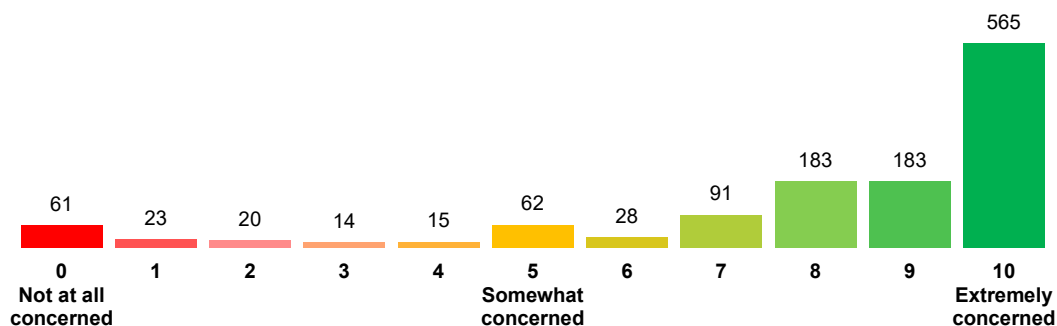


### Harsher and longer fire seasons/bushfires

Approximately 80% of respondents specified a rating of 7 or higher (1,022), with almost half selecting the rating of 10 ("extremely concerned") (565). A total of 133 selected ratings below 5. This data is shown in the table and chart below.

How concerned are you about harsher and longer fire seasons/bushfires?	N	%
0 — Not at all concerned	61	4.8%
1	23	1.8%
2	20	1.6%
3	14	1.1%
4	15	1.2%
5 — Somewhat concerned	62	4.9%
6	28	2.2%
7	91	7.2%
8	183	14.4%
9	183	14.4%
10 — Extremely concerned	565	44.6%
No response	22	1.7%
Total responses	1,267	100.0%

### How concerned are you about harsher and longer fire seasons/bushfires?

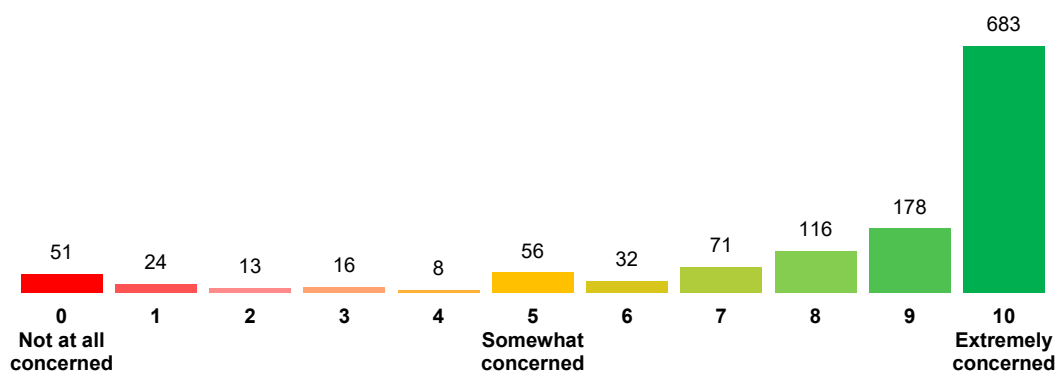


### Biodiversity loss (eg native trees, plants, animals)

Over 80% of respondents specified a rating of 7 or higher (1,048), with over one-third selecting the rating of 10 ("extremely concerned") (683). A total of 112 selected ratings below 5. This data is shown in the table and chart below.

How concerned are you about biodiversity loss (eg native trees, plants, animals)?	N	%
<b>0 — Not at all concerned</b>	51	4.0%
1	24	1.9%
2	13	1.0%
3	16	1.3%
4	8	0.6%
<b>5 — Somewhat concerned</b>	56	4.4%
6	32	2.5%
7	71	5.6%
8	116	9.2%
9	178	14.0%
<b>10 — Extremely concerned</b>	683	53.9%
<b>No response</b>	19	1.5%
<b>Total responses</b>	<b>1,267</b>	<b>100.0%</b>

### How concerned are you about biodiversity loss (eg native trees, plants, animals)?

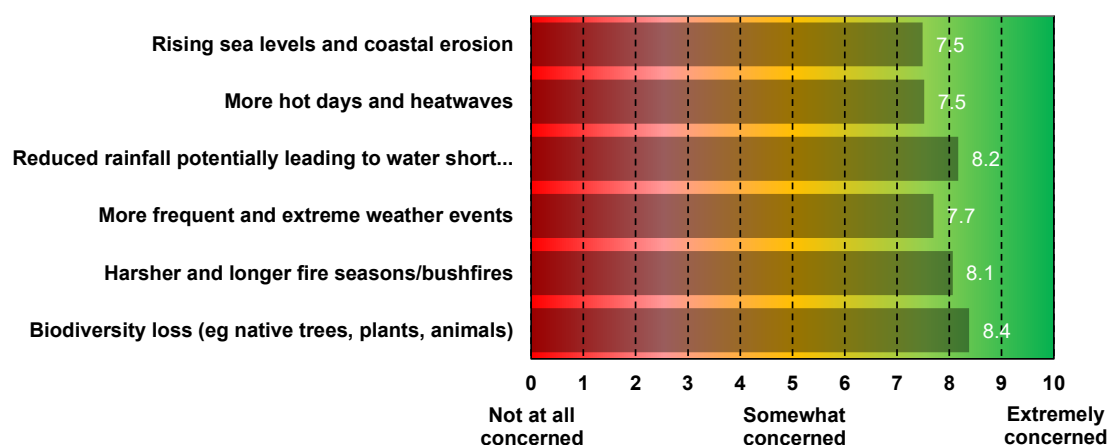


## Comparison of results

To provide a comparison of different climate change impacts, an average rating was calculated for each item. All six items received an average score of 7.5 or higher. Biodiversity loss (8.4), reduced rainfall (8.2) and harsher and longer first seasons/bushfires (8.1) were the impacts with the highest average scores. This data is shown in the table and chart below.

How concerned are you about the following specific impacts of climate change?	Average rating ( $\bar{x}$ )
Rising sea levels and coastal erosion	7.5
More hot days and heatwaves	7.5
Reduced rainfall potentially leading to water shortages and more droughts	8.2
More frequent and extreme weather events	7.7
Harsher and longer fire seasons/bushfires	8.1
Biodiversity loss (eg native trees, plants, animals)	8.4

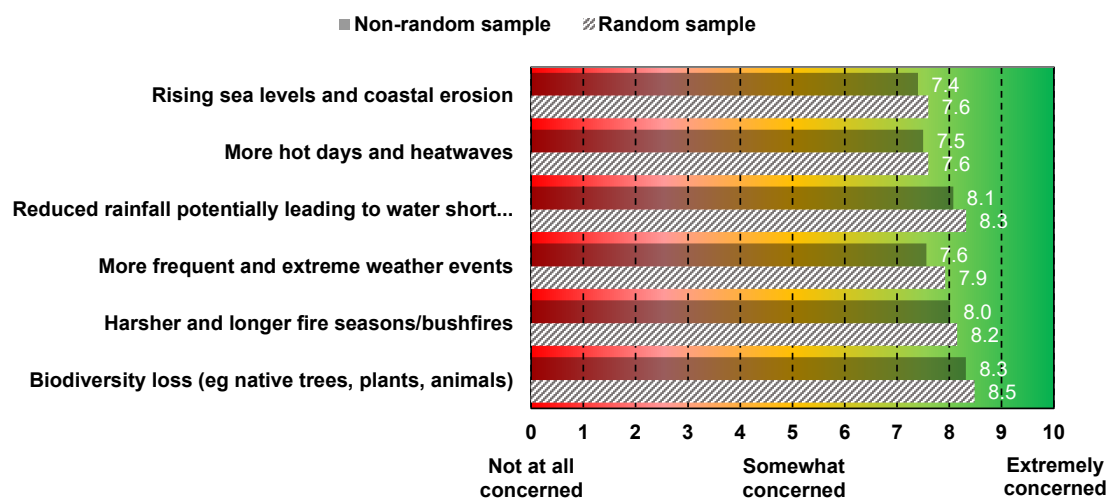
### How concerned are you about the following specific impacts of climate change?



Respondents from the random sample of residents had higher average ratings when compared to those not in the random sample. This data is shown in the table and chart below.

How concerned are you about the following specific impacts of climate change?	Random sample ( $\bar{x}$ )	Non-random sample ( $\bar{x}$ )
Rising sea levels and coastal erosion	7.6	7.4
More hot days and heatwaves	7.6	7.5
Reduced rainfall potentially leading to water shortages and more droughts	8.3	8.1
More frequent and extreme weather events	7.9	7.6
Harsher and longer fire seasons/bushfires	8.2	8.0
Biodiversity loss (eg native trees, plants, animals)	8.5	8.3

**How concerned are you about the following specific impacts of climate change? (random sample compared to non-random sample)**




**QUESTION: “How much are you doing personally to reduce greenhouse gas emissions? (eg buying energy efficient appliances, catching public transport, installing solar panels, purchasing carbon offsets, etc)”**

Respondents were asked to indicate how much they were currently doing personally to reduce greenhouse gas emissions. They were asked to indicate this on a 3-point scale from “I am doing a lot” to “I am doing a bit, but could do more” to “I am not doing anything”. Almost two-thirds of respondents indicated that they were “doing a bit, but could do more” (811), while just under 30% indicated that they were “doing a lot” (362). This data is shown in the table and chart below.

How much are you doing personally to reduce greenhouse gas emissions?	N	%
I am doing a lot	362	28.6%
I am doing a bit, but could do more	811	64.0%
I am not doing anything	81	6.4%
No response	13	1.0%
Total responses	1,267	100.0%

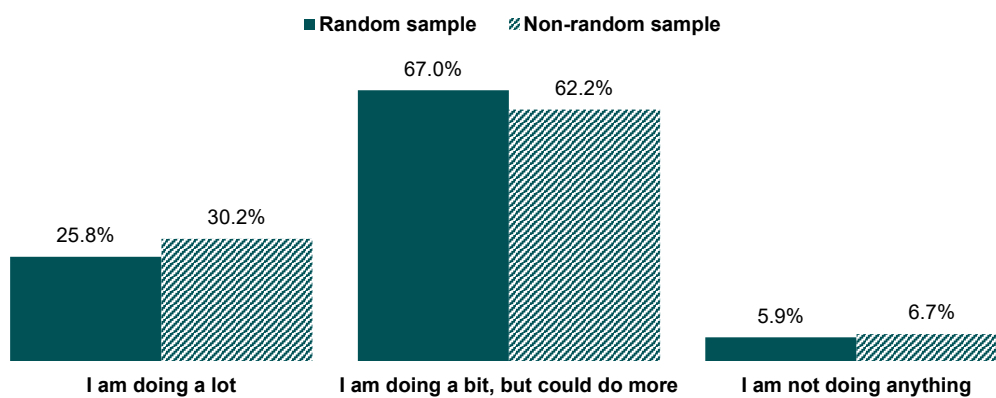
**How much are you doing personally to reduce greenhouse gas emissions?**



Respondents from the random sample of residents were slightly less likely to indicate that they were “doing a lot”, compared to those not in the random sample (25.8% versus 30.2%). However, respondents in the random sample were also less likely to indicate that they “not doing anything” (5.9% versus 6.7%). This data is shown in the table and chart below.

How much are you doing personally to reduce greenhouse gas emissions?	Random sample		Non-random sample	
	N	%	N	%
I am doing a lot	239	25.8%	123	30.2%
I am doing a bit, but could do more	492	67.0%	319	62.2%
I am not doing anything	53	5.9%	28	6.7%
No response	6	1.3%	7	0.9%
Total responses	476	100.0%	791	100.0%

**How much are you doing personally to reduce greenhouse gas emissions? (Random sample compared to non-random sample)**



**QUESTION: “Can you give us some examples of what you are doing personally (to reduce greenhouse gas emissions)?”**

Respondents were asked to provide examples of the types of activities and behaviours they were adopting to personally reduce greenhouse gas emissions. Comments have been broadly grouped and summarised in the table below. Verbatim comments have been randomised and are provided at Appendix 14. Commonly cited examples provided by the respondents include:

- Solar panels or solar hot water
- Travel behaviours/actions (eg driving less, carpooling, using public transport, riding a bicycle, walking, etc).
- Recycling

<b>Can you give us some examples of what you are doing personally (to reduce greenhouse gas emissions)?</b>	<b>N*</b>	<b>%</b>
Have solar panels/solar hot water	618	56.5%
Drive less/carpool or use public transport/cycle/walk	441	40.3%
Recycle	353	32.3%
Implement water saving practices (eg catching rainwater/shower water or have bore water, etc)	274	25.0%
Have energy efficient or 5-star appliances	240	21.9%
Plant trees/shrubs in the garden or plant native trees/shrubs	186	17.0%
Buy environmentally-friendly products (eg biodegradable, carbon offset, local) or avoid non-environmentally friendly products (eg with lots of packaging)	144	13.2%
Limit the use of plastics	130	11.9%
Do composting or have a worm farm	129	11.8%
Try not to waste energy/be energy efficient (eg monitor usage, turn off lights/appliances at socket)	120	11.0%
Are vegetarian/vegan or eat more plant-based foods/less meat	82	7.5%
Buy second-hand/re-use/donate to charity shops	80	7.3%
Have an electric/hybrid/low emissions car	70	6.4%
Have installed LED lightbulbs/power saving lighting	67	6.1%
Limit artificial heating/cooling at home	63	5.8%
Reduce waste	57	5.2%
Grow own food/vegetables	50	4.6%
Other miscellaneous comment	272	24.9%
<b>Total comments</b>	<b>1,094</b>	<b>70.4%</b>
<b>Total responses</b>	<b>1,267</b>	<b>—</b>

\* Numbers may not add up to the total, as respondents may have addressed more than one subject.

QUESTION: “The following are some potential mitigation actions that the City could implement (or continue to implement). If you had to select just three — which do you think are the most important?”

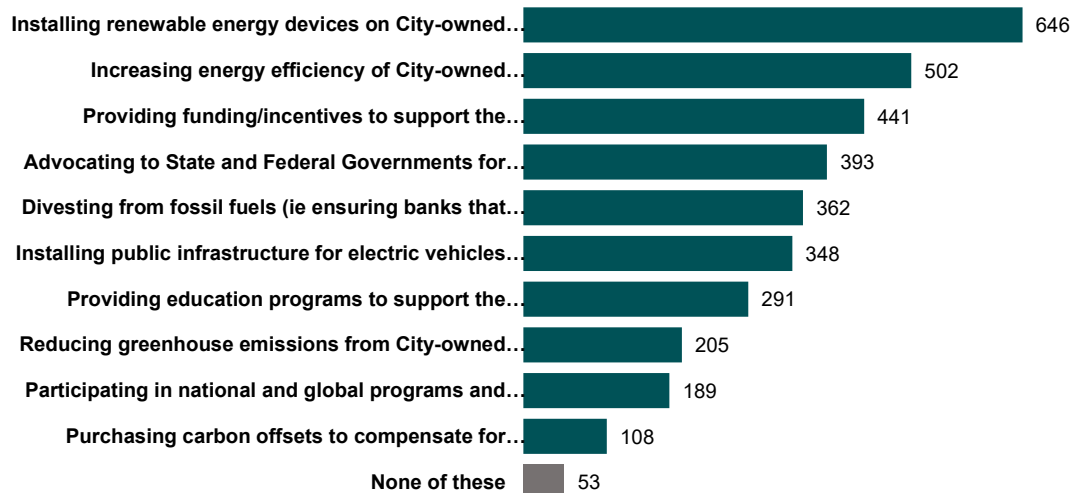
Respondents were given a list of potential mitigation options that City could implement (or continue to implement) and were asked to select up to three that they considered to be the most important. Over half respondents indicated that the City should “install renewable energy devices on City-owned facilities” (646). Other popular options with respondents were “increasing the energy efficiency of City-owned facilities, buildings, and lighting” (502), and “providing funding/incentives to support the community to reduce their greenhouse emissions” (441). This data is shown in the table and chart below.

<b>The following are some potential mitigation actions that the City could implement (or continue to implement). If you had to select just three — which do you think are the most important?</b>	<b>N*</b>	<b>%</b>
Increasing energy efficiency of City-owned facilities, buildings, and lighting	502	39.6%
Installing renewable energy devices on City-owned facilities and buildings (eg solar panels)	646	51.0%
Reducing greenhouse emissions from City-owned vehicles	205	16.2%
Installing public infrastructure for electric vehicles (eg charging stations)	348	27.5%
Providing education programs to support the community to reduce their greenhouse emissions	291	23.0%
Providing funding/incentives to support the community to reduce their greenhouse emissions	441	34.8%
Purchasing carbon offsets to compensate for greenhouse emissions made by the City (i.e paying for someone else to reduce greenhouse emissions elsewhere, usually by planting trees)	108	8.5%
Divesting from fossil fuels (i.e ensuring banks that the City use do not support the fossil fuel industry)	362	28.6%
Advocating to State and Federal Governments for improved climate change policy and action	393	31.0%
Participating in national and global programs and making formal declarations related to climate change	189	14.9%
None of these	53	4.2%
No response	23	1.8%
<b>Total responses</b>	<b>1,267</b>	<b>100.0%</b>

\* Total responses exceed the total number of respondents, as respondents could select up to 3 options. Note some respondents selected less than 3 options.



The following are some potential mitigation actions that the City could implement (or continue to implement). If you had to select just three — which do you think are the most important?

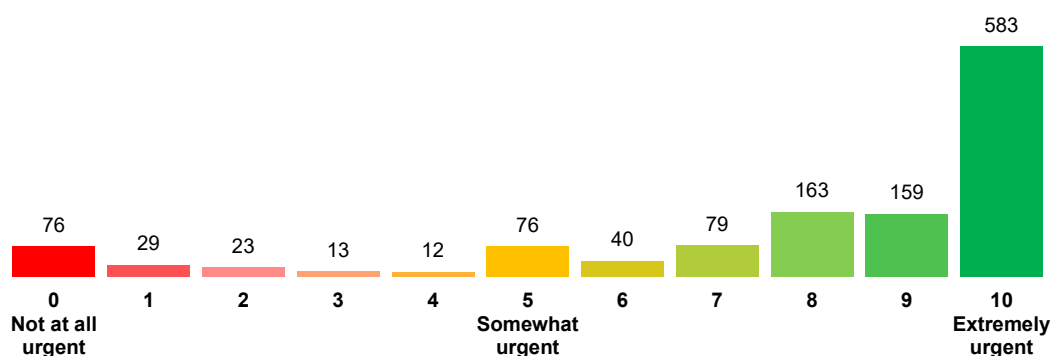


**QUESTION: “How urgent is it for the City of Joondalup to take action to mitigate climate change?”**

Respondents were asked to rate how urgent it is for the City to take action to mitigate climate change using an 11–point rating scale, with 0 representing “not at all urgent”, 5 representing “somewhat urgent” and 10 representing “extremely urgent”. Just under half of respondents specified a rating of 10 indicating that it is “extremely urgent” for the City to take action to mitigate climate change (583). In contrast, less than 15% specified a rating under 5 (153). This data is shown in the table and chart below.

How urgent is it for the City of Joondalup to take action to mitigate climate change?	N	%
<b>0 — Not at all urgent</b>	76	6.0%
1	29	2.3%
2	23	1.8%
3	13	1.0%
4	12	0.9%
<b>5 — Somewhat urgent</b>	76	6.0%
6	40	3.2%
7	79	6.2%
8	163	12.9%
9	159	12.5%
<b>10 — Extremely urgent</b>	583	46.0%
<b>No response</b>	14	1.1%
<b>Total responses</b>	<b>1,267</b>	<b>100.0%</b>

How urgent is it for the City of Joondalup to take action to mitigate climate change?

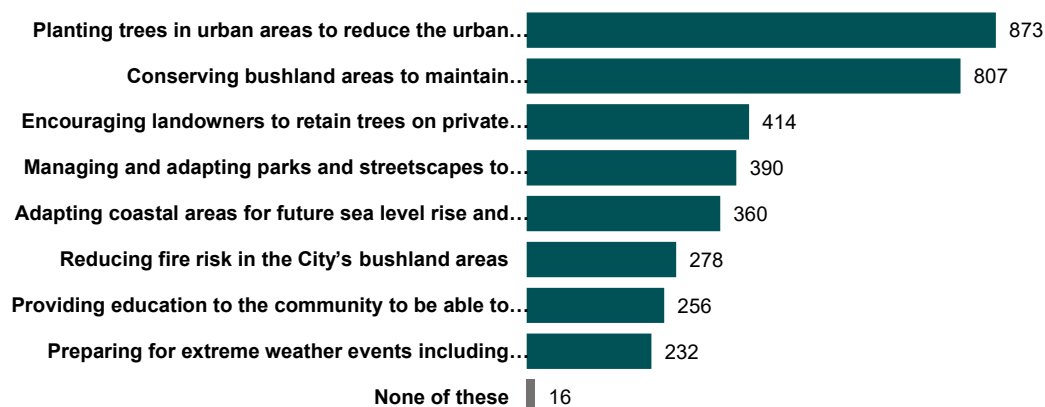


QUESTION: “The following are some potential adaptation actions that the City could implement (or continue to implement). If you had to select just three — which do you think are the most important?”

Respondents were given a list of potential adaptation options that City could implement (or continue to implement) and were asked to select up to three that they considered to be the most important. Almost 70% of respondents indicated that “planting trees in urban areas to reduce the urban heat island effect” was important (873), and almost as many respondents indicated that “conserving bushland areas to maintain biodiversity within a drying climate” was important (807). This data is shown in the table and chart below.

The following are some potential <u>adaptation</u> actions that the City could implement (or continue to implement). If you had to select just three — which do you think are the most important?	N*	%
Planting trees in urban areas to reduce the urban heat island effect	873	68.9%
Encouraging landowners to retain trees on private properties	414	32.7%
Adapting coastal areas for future sea level rise and storm erosion	360	28.4%
Managing and adapting parks and streetscapes to better cope with a drying climate	390	30.8%
Conserving bushland areas to maintain biodiversity within a drying climate	807	63.7%
Reducing fire risk in the City's bushland areas	278	21.9%
Providing education to the community to be able to better adapt to climate change	256	20.2%
Preparing for extreme weather events including appropriate emergency management arrangements	232	18.3%
None of these	16	1.3%
No response	20	1.6%
Total responses	1,267	100.0%

The following are some potential adaptation actions that the City could implement (or continue to implement). If you had to select just three — which do you think are the most important?



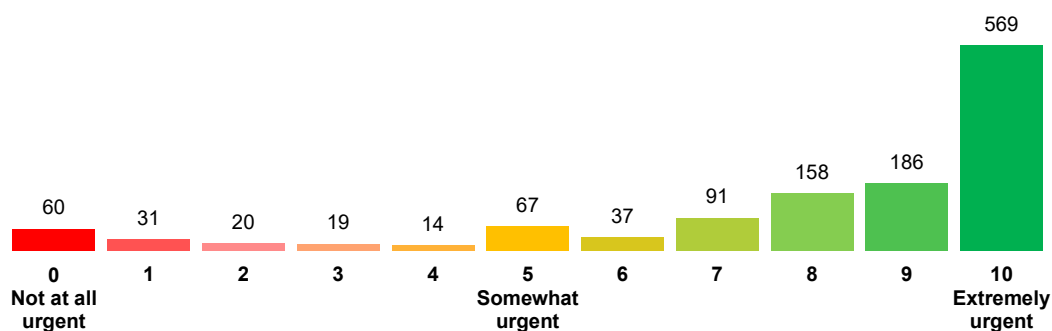
\* Total responses exceed the total number of respondents, as respondents could select up to 3 options. Note some respondents selected less than 3 options.

QUESTION: “How urgent is it for the City of Joondalup to take action to adapt to climate change?”

Respondents were asked to rate how urgent it is for the City to take action to adapt to climate change using an 11–point rating scale, with 0 representing “not at all urgent”, 5 representing “somewhat urgent” and 10 representing “extremely urgent”. Just under half of respondents specified a rating of 10 indicating that it is “extremely urgent” for the City to take action to adapt to climate change (569). In contrast, less than 12% specified a rating under 5 (144). This data is shown in the table and chart below.

How urgent is it for the City of Joondalup to take action to <u>adapt</u> to climate change?	N	%
<b>0 — Not at all urgent</b>	60	4.7%
1	31	2.4%
2	20	1.6%
3	19	1.5%
4	14	1.1%
<b>5 — Somewhat urgent</b>	67	5.3%
6	37	2.9%
7	91	7.2%
8	158	12.5%
9	186	14.7%
<b>10 — Extremely urgent</b>	569	44.9%
<b>No response</b>	15	1.2%
<b>Total responses</b>	<b>1,267</b>	<b>100.0%</b>

How urgent is it for the City of Joondalup to take action to adapt to climate change?



**QUESTION: “Are there any different mitigation or adaptation options (not already mentioned) that you think the City should consider?”**

Respondents were asked if there were any different mitigation or adaptation options, which were not previously mentioned, that they thought the City should consider. Comments have been broadly grouped and summarised in the table below. Many of the common themes overlapped with the mitigation and adaptation ideas listed in previous survey questions. For example, “providing education to the community to be able to better adapt to climate change” as an adaptation action overlaps with the second most common theme identified below (educate residents/community/schools) (52). Verbatim comments have been randomised and are provided at Appendix 15.

<b>Are there any different mitigation or adaptation options (not already mentioned) that you think the City should consider?</b>	<b>N*</b>	<b>%</b>
Include more green spaces/vegetation/trees in land/building developments	53	9.0%
Educate residents/community/schools	52	8.8%
Improve/expand recycling/waste management (eg provide compost bins)	49	8.3%
Include energy efficient/environmentally-friendly/renewable standards in building codes	47	8.0%
Facilitate community batteries/grids/solar or provide incentives to invest in batteries/solar	47	8.0%
Provide incentives/funding for other environmental ideas (other than just batteries/solar)	47	8.0%
Host tree/vegetation planting events	40	6.8%
Revegetate with local native species/increase habitat for threatened biodiversity	38	6.5%
Implement water saving strategies (eg no irrigation during the day, reduce the amount of lawn in parks, use grey water recycling)	35	5.9%
Protect trees/vegetation or do not allow developers to remove trees/vegetation	34	5.8%
Allow residents to establish gardens on verges or support community gardens	33	5.6%
Lobby State/Federal Government for more support	33	5.6%
Encourage alternative transport or provide scooter hire/better public transport	24	4.1%
Ensure access to pathways to encourage walking/cycling	24	4.1%
Mitigate coastal erosion or do not allow development on the coast	17	2.9%
Support/implement wind power/wind farms	15	2.5%
Establish an emissions target (various mentioned)	13	2.2%
Reduce chemical use/spraying	11	1.9%
Colour materials for roads/building to reduce heat island effect	9	1.5%
Change City vehicles/fleet to electric	8	1.4%
Allow for urban infill/higher density to reduce urban sprawl	6	1.0%
Reduce the amount of roadworks	4	0.7%
No comment, all options already covered, or all mentioned are important	39	6.6%
Do not believe in climate change/do not understand science	12	2.0%
Do not think local government should be addressing climate change or think it is not local government's responsibility	10	1.7%
Other miscellaneous comment	180	30.6%
<b>Total comments</b>	<b>589</b>	<b>45.4%</b>
<b>Total responses</b>	<b>1,267</b>	<b>—</b>

\* Numbers may not add up to the total, as respondents may have addressed more than one subject.

**QUESTION: “What sort of greenhouse emissions reduction target do you think the City of Joondalup should pursue?”**

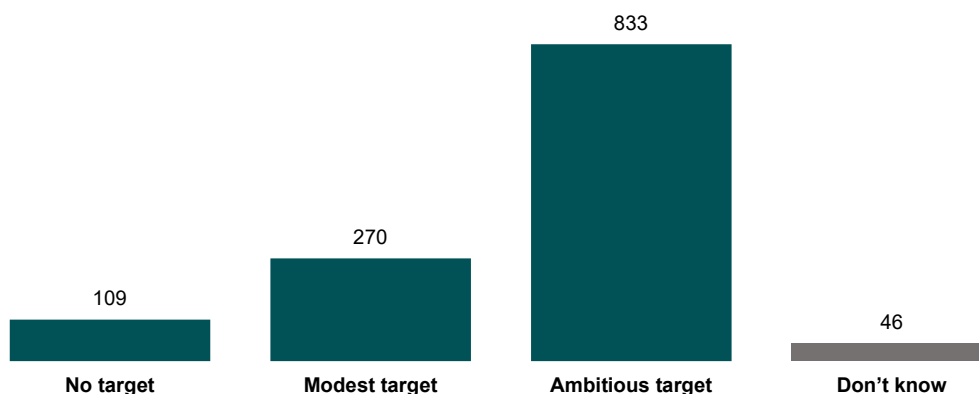
Respondents were asked to indicate the type of greenhouse reduction target they thought the City should pursue on a 3-point scale from “no target”, to “modest target” to “ambitious target”. Respondents were given the following information to assist them:

*The City had an existing modest greenhouse emissions reduction target of 5% over 5 years which was exceeded. A new target will be set for continued greenhouse gas emission reductions to guide the level of action needed by the City. A more ambitious target will likely have financial implications for the City.*

Approximately two-thirds of respondents indicated that the City should pursue an “ambitious target” (833). The data is shown in the table and chart below.

What sort of greenhouse emissions reduction target do you think the City of Joondalup should pursue?	N	%
No target	109	8.6%
Modest target	270	21.3%
Ambitious target	833	65.7%
Don't know	46	3.6%
No response	9	0.7%
<b>Total responses</b>	<b>1,267</b>	<b>100.0%</b>

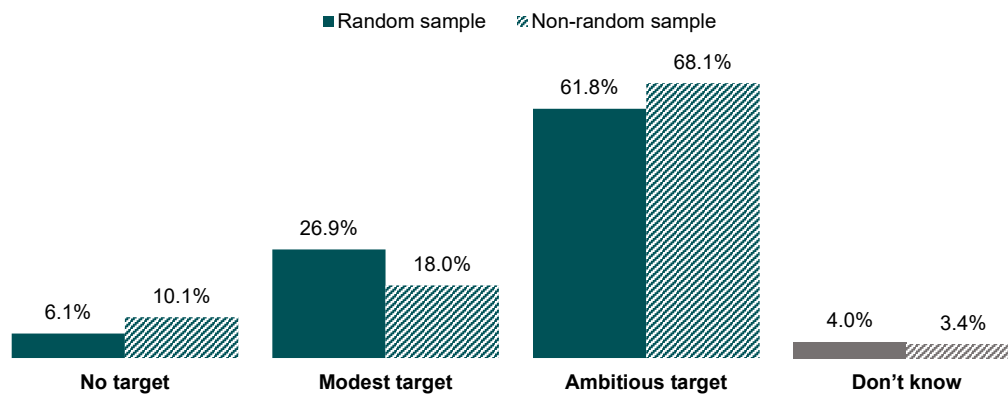
**What sort of greenhouse emissions reduction target do you think the City of Joondalup should pursue?**



Respondents from the random sample of residents were slightly less likely to indicate that the City should pursue an “ambitious target,” compared to those not in the random sample (68.1% versus 61.8%). However, respondents from the random sample were also less likely to indicate that the City should pursue “no target” (6.1% versus 10.1%) this data is shown in the table and chart below.

How important is the issue of climate change to you personally?	Random sample		Non-random sample	
	N	%	N	%
No target	29	6.1%	80	10.1%
Modest target	128	26.9%	142	18.0%
Ambitious target	294	61.8%	539	68.1%
Don't know	19	4.0%	27	3.4%
No response	6	1.3%	3	0.4%
<b>Total responses</b>	<b>476</b>	<b>100.0%</b>	<b>791</b>	<b>100.0%</b>

**What sort of greenhouse emissions reduction target do you think the City of Joondalup should pursue? (Random sample compared to non-random sample)**



**QUESTION:** “Do you have a suggestion for what this target should be?”

Respondents were asked to provide a specific suggestion on what the City’s target should be. A total of 513 respondents provided suggestions. These varied widely from numbers and percentages to descriptions and rationales. As such, these have not been summarised and are provided verbatim at Appendix 16.



## **16.8 NOTICE OF MOTION NO. 8 – CR RUSSELL POLIWKA – ADMINISTRATION EFFICIENCY ASSESSMENT**

In accordance with Clause 4.6 of the *City of Joondalup Meeting Procedures Local Law 2013*, Cr Russell Poliwka has given notice of his intention to move the following Motion at the Council meeting to be held on 22 August 2023:

**That Council REQUESTS the Chief Executive Officer to engage an independent professional body to review the internal structures and efficiency of operations within the City's administration.**

### **REASON FOR MOTION**

- Over the last 8 years we have not had such a review and I have requested same as I believe it is essential that every 3-4 years an external body gives an objective assessment of the necessary resources and current functioning of the administration is undertaken.
- Such assessments are common place in organisations as it is often difficult for people within the organisation to be objective.
- The funds expended on such reviews are often more than covered by the efficiency gains obtained.
- True transparency and accountability is what rate payers appreciate.

### **OFFICER'S COMMENT**

#### **Previous Council consideration**

A report was considered by Council in March 2019 (CJ033-03/19 refers) relating to a request to review employee resources and efficiencies. The report was presented following a Notice of Motion from Cr Poliwka to the Council meeting 26 June 2018 (C58-06/18 refers), as follows:

*That Council REQUESTS the Chief Executive Officer prepare a report, as a matter of priority, on the costs involved in engaging a consultant to examine and review the following aspects of the City's wage expenses:*

- 1 *Current staff structures and the employee contracting arrangements in place;*
- 2 *The wage increases over the last 10 years and also the reasoning behind predicted ongoing increases;*
- 3 *Alternative more cost-efficient engagement of staff resources and / or alternative technologies and means to achieve significant overall cost reductions in the ensuing five year plan.*

The report presented to the March 2019 Council meeting provided an analysis of the City's operations, in terms of employee levels and structure; operational efficiencies and benchmarking exercises that the City has been party to over its journey since forming in July 1998. In particular, the information in the report provided details relating to employee resourcing and related costs including but not limited to the following:

- 1 The City of Joondalup staff structure, employment and contracting arrangements.
- 2 The City of Joondalup employment costs.
- 3 The iterative continuous improvement and innovation program that the City is recognised for.

As a consequence of the report the Council resolved in part, at the March 2019 meeting, that it:

*"Not support engaging a consultant to review and examine the City's wage expenses and alternative technologies as a means to achieving a significant overall cost reduction, due to:*

- 1 *the potential excessive cost of engaging a consultant;*
- 2 *the reduction in opportunity to use such funds to undertake and invest in future technology to improve operational efficiencies and deliver on community expectations."*

#### **Current state and review processes**

The City is recognised as a leader in local government performance and a reference point for technical experience and best practice for local governments at State and National level. The City is regularly invited to help develop the capability of the local government sector through meetings, forums and conference presentations to share its knowledge and experience in all facets of local government operations.

The organisation is structured to ensure compliance with service provision and legislation, service delivery is determined and driven by Council, through the adoption of the Corporate Business Plan which supports delivery of the Strategic Community Plan.

The performance and capacity of the organisation to deliver the compliance regime and meet community expectations is frequently reviewed by several programs and activities, many of which have oversight by external bodies, this includes:

**Australian Business Excellence Framework, Continuous improvement program** – The City uses the Australian Business Excellence Framework to provide a systematic process to drive continuous improvement and to provide a basis for assessing its performance and identify improvements. The continuous improvement program includes review of activities and services and identification of initiatives to increase organisational performance and efficiency. Participation in the program which includes assessments by external oversight agencies.

**Local Government Performance Excellence Program** – which includes robust benchmarking against similar sized local governments, with independent data analytics provided by PricewaterhouseCoopers. The results of this annual program are provided to Elected Members.

**ISO 9001:2015 Quality Management System** – The implementation of ISO 9001:2015 in the Infrastructure Services Directorate demonstrates the City's commitment to continuous improvement and customer service to achieve quality objectives. The fundamental principles include a process approach and constantly reviewing and refining processes to identify and implement improvements where required. The accreditation and re-accreditation process includes assessment by external auditors.

**External Audit Program** – The external Office of the Auditor General reports on relevant local government matters and those specific to the City. These reports are provided to the Audit and Risk Committee.

**Customer Satisfaction Survey** – Customer satisfaction on the City's service delivery. The City has consistently achieved high customer satisfaction ratings. The positive outcomes of these survey results reflect community satisfaction with services and service levels provided by the City. The next bi-annual Customer Satisfaction Survey will be undertaken soon.

**Business Unit Functional Reviews** – The City regularly undertakes functional reviews of its Business Units to review the scope of activities conducted, the delineation of responsibilities, the capabilities required to meet the Council/City service requirements, and recommendations to improve service delivery.

**Transparency and Accountability** - Transparency and accountability of operations is a cornerstone of the Council endorsed *Governance Framework* which details the many accountability measures embedded within the City's organisational processes.

**Annual performance measures** - Developed with input from Elected Members and included in the Corporate Business Plan and reported through the Annual Report.

**Annual Budget process** - Elected members are provided with relevant information on organisation structure and service provision through the annual budget process including organisational charts and comprehensive service statements, which enables them to review, consider and determine service provision and service levels on behalf of the community.

The Notice of Motion is not supported in view of the programs and activities already in place to assess and report on organisational structure, performance and efficiencies.

*Mayor Jacob entered the Chamber 4.40pm and resumed the Chair.*

*Cr Kingston left the Chamber at 4.41pm.*

*Cr Hill left the Chamber at 4.42pm.*

*Cr Kingston entered the Chamber at 4.43pm.*

*Cr Hill entered the Chamber at 4.43pm.*

**RECOMMENDATION / COUNCIL RESOLUTION**  
(Resolution No: CJ170-08/23)

**MOVED** Cr Poliwka, **SECONDED** Cr Raftis that Council **REQUESTS** the Chief Executive Officer to engage an independent professional body to review the internal structures and efficiency of operations within the City's administration.

**The Motion was Put and**

**CARRIED (6/4)**

**In favour of the Motion:** Cr Chester, Cr Fishwick, Cr Kingston, Cr Logan, Cr Poliwka and Cr Raftis.

**Against the Motion:** Mayor Jacob, Cr Hamilton-Prime, Cr Hill and Cr McLean.



## REQUEST FOR QUOTATION

### CONSULTANCY

Request for Quotation (RFQ)	Preparation of a Request for Tender to appoint a consultant for an Organisational Review of the City of Joondalup
RFQ Number	INSERT NUMBER CREATED BY VENDORPANEL
Closing Date and Time	5.00PM DAY, DATE MONTH 2024 Western Australian Standard Time
Lodgement Details	Electronic Submission via Vendorpanel VendorPanel.

**PLEASE COMPLETE AND RETURN THIS SECTION**

**DOCUMENT C1**

**1 RESPONDENTS OFFER**

**1.1 OFFER FORM**

The Chief Executive Officer  
City of Joondalup  
90 Boas Avenue  
JOONDALUP WA 6027

Name of person or company \_\_\_\_\_

Address \_\_\_\_\_

ABN \_\_\_\_\_ ACN \_\_\_\_\_

Registration, licence number or qualification details (If required) \_\_\_\_\_

Hereby offers to perform the requirements detailed in City of Joondalup RFQ **INSERT NO** for the *Preparation of a Request for Tender to appoint a consultant for an Organisational Review of the City of Joondalup*.

**I / we agree to be bound by and act in accordance with the terms and conditions of this RFQ including any schedules, attachments, appendices and Addenda, and I / We affirm that:**

- (a) this Offer is not able to be withdrawn without the written consent of the City;**
- (b) this Offer, inclusive of price, will remain valid for a period of 30 calendar days from the Closing Date and Time unless extended by the written agreement of the City and the Respondent; and**
- (c) The Respondent agrees to perform the requirements of this RFQ in accordance with the Conditions of Contract in Part 4.**

**I / we agree that the City is not liable for any costs or losses incurred by the Respondent in connection with the preparation or submission of this Offer, irrespective of its outcome.**

**I / we declare that the Respondent is not aware of any situation under which its involvement would create a conflict of interest or a perceived conflict of interest.**

**All documents required have been completed, signed and are submitted herewith in accordance with the conditions of the RFQ.**

**I / we confirm that Part 1 has been completed in its entirety, including any required attachments, in the VendorPanel system.**

Dated this \_\_\_\_\_ day of \_\_\_\_\_

Signature of authorised signatory of the Respondent \_\_\_\_\_

Print name and position of the authorised signatory \_\_\_\_\_

Telephone no \_\_\_\_\_ Email \_\_\_\_\_

**PLEASE COMPLETE AND RETURN THIS SECTION****DOCUMENT C1****1.2 PRICE / SCHEDULE OF RATES OFFERED**

The following lump sum price is offered as consideration for the fulfilment of the Specification and any other obligations of the Respondent should it be selected as a Consultant under this RFQ, including but not limited to all labour, materials, equipment, consumables, and any other items that may be needed in order to meet the requirements of the Specification.

The offered price is:

Item	Description	Fixed Lump Sum Price (Exclusive of GST)
1	Provision of Consultancy Service to prepare a Request for Tender to appoint a consultant for an Organisational Review of the City of Joondalup.	\$

**1.3 SCHEDULE OF ADDITIONAL RATES OFFERED**

Respondents shall complete this schedule and identify the rates that will be applicable for the key personnel engaged for the Services.

The rates for tasks, which may arise during the term of the Contract for variations requested by the City, will be based on the following charge out rates and actual time spent for variations requested by the City on assigned tasks.

Item	Description of Personnel's Role in the Project	Name of Personnel	Hourly Rate (Exclusive of GST)
1	<i>Please specify</i>		\$
2			\$
3			\$
4			\$
5			\$

**1.4 INSURANCE REQUIREMENTS**

The Respondent shall ensure that the insurance requirements for this RFQ, as set out below, are met and shall be kept in place as per the following table and it is agreed that copies of the certificates of currency shall be provided to the City as part of the Offer, and the City may request the same at any time throughout the Contract period.

Type	Insurer	Policy Number	Required Value (\$)	Expiry Date
Worker's Compensation			*	
Public Liability			\$20M	
Professional Indemnity			\$5M	
Motor Vehicle (inclusive of schedule of vehicles)				

\*As per the *Workers Compensation and Injury Management Act 1981* (WA)

**PLEASE COMPLETE AND RETURN THIS SECTION**

**DOCUMENT C1**

**1.5 RESOURCES, EXPERIENCE AND QUALIFICATIONS REQUIRED**

**1.5.1 RESOURCES**

Respondents must provide details of the resources that will be allocated to meet the requirements of this contract, including:

- A brief history of the company addressing the period of time in business, the number of full-time employees and the principal location of the business.
- The structure of the business and details of the qualifications, length of service and industry experience of the personnel proposed for the contract.
- The ability to provide additional personnel and resources if required.

Respondents must also address the ability to complete all the work under the contract and the ability to mobilise based on timelines provided.

**1.5.2 EXPERIENCE**

The Respondent must provide a description of work undertaken with other organisations that are of a similar nature to the services carried out under this contract. The minimum information required is:

- Experience working with similar organisations (either size; public sector type; or local government) on review of internal structures and efficiency of operations; and a summary of the scope of work, outcomes and similarities between those contracts and this RFQ.
- Period and dates of contracts.
- A minimum of two (2) current referee contacts. Referees may be contacted during the evaluation of quotations received.

**1.5.3 DEMONSTRATED UNDERSTANDING OF THE REQUIRED TASKS**

Respondents must demonstrate an appreciation of the requirements of this RFQ and provide an outline of the proposed methodology and approach, including ability to meet timeframes. The methodology will be assessed for appropriateness and its ability to achieve contract objectives.



**PLEASE READ AND KEEP THIS SECTION**

**DOCUMENT C1**

**2 SPECIFICATION**

**2.1 BACKGROUND**

At the Council meeting held on 22 August 2023 a Notice of Motion was submitted, whereby the Council resolved (resolution CJ170-08/23) as follows:

*That Council REQUESTS the Chief Executive Officer to engage an independent professional body to review the internal structures and efficiency of operations within the City's administration.*

The City now proposes that it prepare a Request for Tender to advertise and appoint an independent consultancy, in accordance with Council's direction to:

- Undertake a review of the City of Joondalup administration's:
  - Organisational structure; and
  - Efficiency and effectiveness of its operations.
- Within the context of the Administration's role, which is:
  - To advise Council members on matters under discussion;
  - Administer the day-to-day operations of the local government; and
  - Carry out the policies of Council and implement its decisions.

In order to retain a degree of impartiality from the process, it is considered appropriate to engage the services of an independent consultant to prepare Request for Tender documentation, in consultation with the City and Council, to appoint an independent consultancy to undertake the organisational structure and efficiency review, subject of the Council's direction.

A summary of information regarding the size of the organisation, its structure, and services is provided in Attachment 1.

**2.2 CONTRACT TERM**

The Contract shall be for a term of (Insert Date) 2024 to (Insert Date) 2024.

The City will notify the Respondent of the Commencement Date via VendorPanel and/or in the Letter of Acceptance.

**2.3 PURPOSE OF ENGAGING CONSULTANT**

The City wishes to appoint a consultant to prepare a Request for Tender document, in consultation with the City and the Council, that will seek to appoint an independent consultancy to undertake a review of the City of Joondalup's organisational structure and the efficiency of administrative operations.

**2.4 SCOPE OF THE REQUIREMENT**

- To prepare a Request for Tender document that can be publicly advertised seeking to appoint an independent consultant to undertake a review of the City of Joondalup's organisational structure and the efficiency of administrative operations in accordance with the Council's direction of 22 August 2023, including but not limited to an evaluation of the following:
  - The organisation's overall structure and reporting relationships.
  - The efficiency and effectiveness of the organisation's operations.



**PLEASE READ AND KEEP THIS SECTION**

**DOCUMENT C1**

- The Request for Tender document is to be prepared in consultation with the City and the Council. It is proposed the consultant will conduct workshops with both the City and the Council (number to be determined by the consultant) to discuss and finalise the scope and requirements of the Request for Tender. It is to be noted that the Request for Tender is to be endorsed by the Council prior to proceeding with public advertising.
- The Request for Tender documentation is to consider, at a minimum, the following aspects:
  - Scope of works.
  - Methodology.
  - Deliverables.
  - Timeline.
  - Reporting requirements.
  - Cost/Budget and resources.
  - Evaluation criteria.
  - Terms and conditions of the contract in addition to those required by the City.
  - Any additional considerations, including but not limited to explanatory documentation related to:
    - The size and complexity of the organisation.
    - The industry in which the organisation operates.
    - The services the organisation provides.
    - The organisation's risk profile.
    - The organisation's regulatory requirements.
    - The organisation's current business improvement activities and measures.
    - The resources required to be available to the consultant, from the City, for the review to be effectively managed.
- The consultant to provide an estimated budget for the consultancy to undertake the tasks of the Request for Tender, and estimated City resources required to assist the consultant appointed.
- The consultant to provide assistance to the City in the Request for Tender process, including responding to questions from prospective consultants; assisting the City in evaluating Request for Tender submissions; and assisting the City in preparation of the report to Council on a preferred consultant to undertake the contract.
- The consultant will have regard for the City's Procurement Policies and Protocols, Request for Tender Templates and Processes in preparation and assessment of the Request for Tender.

## 2.5 TIMEFRAME FOR THE PROJECT

The estimated timeframe for the consultancy is as follows:

Task	Responsible for task	Deadline
Quotations submitted.	Prospective Consultants.	(Insert Date)
Consultant appointed.	Project Manager.	(Insert Date)
Project commencement meeting to discuss development of	Consultant and City.	(Insert Date)

**PLEASE READ AND KEEP THIS SECTION**

**DOCUMENT C1**

<b>Task</b>	<b>Responsible for task</b>	<b>Deadline</b>
Request for Tender.		
Undertake a workshop/s with Executive Leadership Team to discuss the project scope and matters for inclusion in the Request for Tender.	Consultant and City.	(Insert Date)
Draft Request for Tender provided to City for comment/feedback.	Consultant and City.	(Insert Date)
Undertake a workshop/s with Elected Members to discuss the project scope and finalise the Request for Tender document.	Consultant and Elected Members.	(Insert Date)
Council endorses the Request for Tender.	Council.	(Insert Date)
Amendments made to Request for Tender (if required) as a result of Council endorsement.	Consultant.	(Insert Date)
Advertise the Request for Tender.	City.	(Insert Date)
Assist in the assessment of the Request for Tender respondents and preparation of Council report.	Consultant and City.	(Insert Date)

<b>PLEASE READ AND KEEP THIS SECTION</b>
--

<b>DOCUMENT C1</b>
--------------------

**3 CONDITIONS OF QUOTATION**

**3.1** Respondents must submit an Offer in accordance with the following requirements:

- (a) The quotation must be submitted electronically via the VendorPanel system;
- (b) once submitted, offers will remain valid for a period of thirty (30) days from the closing date and time;
- (c) respondents must provide copies of certificates of insurance, and where applicable, documents evidencing all registrations, licences and qualifications required.
- (d) offers received after the closing date and time **will not** be accepted for evaluation.

**3.2** The City may accept any quote it considers is in the best interests of or represents best value to the City. The City is not bound to accept the lowest Offer.

**3.3** The City may at its absolute discretion and without providing reasons:

- (a) accept one or more of the Offers received in response to this RFQ;
- (b) accept the whole or, when specified in the Specification, any separable portion of any Offer (as detailed in the schedule of rates or specified pricing structure);
- (c) reject any and all Offers; or
- (d) terminate this RFQ at any time and in any circumstances.

**3.4** If a Respondent, whether personally or by any agent, canvasses any of the City's Councillors or staff with a view to influencing the acceptance of any quotation made by it or any other means, then regardless of such canvassing having any influence on the acceptance of such quotation, the City may at its discretion omit the quotation from consideration.

**PLEASE READ AND KEEP THIS SECTION**

**DOCUMENT C1**

**4 CONDITIONS OF CONTRACT**

- 4.1** The Consultant shall provide the Services in accordance with the terms, conditions and requirements of the Request for Quotation (RFQ). In any inconsistency between the terms and conditions of this RFQ and terms and conditions of a Contractor, the terms and conditions of this RFQ prevail.
- 4.2** During the Term, none of the Specification or conditions of Contract are to be varied, waived, discharged or released either in law or in equity, except by the express written agreement of the City.
- 4.3** The Contract pricing will be for a fixed lump sum as set out in clause 1.2 of the RFQ which is fixed for the Term of the Contract and will not be subject to variation for profits, labour, fuel, materials, taxes, levies, insurance, GST administration expenses or any other charges in connection with supply under the Contract.
- 4.4** If the Consultant fails to perform the Services in accordance with the requirements set out in the specification and the timeframes agreed between the Consultant and the City, the City may cancel the Contract and terminate the requirement.
- 4.5** Where the State Government declares a State of Emergency and publishes emergency measures restricting public gatherings which apply to the performance of the Contract, the City may cancel or suspend the Contract at its discretion.
- 4.6** If the Consultant at any time fails to carry out the Services with due diligence to the reasonable satisfaction of the City, or undertakes any serious unsafe operation which in the opinion of the City may endanger public life or property, then the City may terminate or suspend the Contract by written notice to the Consultant.
- 4.7** The City may inspect or test any part of the Services, at any stage, and may reject any part of the Services that does not conform to the requirements of the RFQ, whereupon the Consultant shall perform that part of the Services again to the satisfaction of the City and at no additional cost to the City. Any inspection or test will not relieve the Consultant from full and entire responsibility for performing the Services.
- 4.8** Unless agreed in writing, all payments will be made in accordance with the City's normal payment terms being thirty (30) days from the end of month of receipt of the Consultants invoice, which shall be after the Services have been provided and accepted by the City. The Consultant shall show on its invoice the amount charged exclusive of GST and the GST amount separately.
- 4.9** The Consultant shall at its own expense procure and maintain appropriate and current insurance requirements as may be required. The Consultant shall provide the City with copies of current insurance certificates as required in accordance with clause 1.3 of this RFQ.
- 4.10** "City" means the City of Joondalup, 90 Boas Avenue, Joondalup WA 6027, a local government established under section 2.5 of the *Local Government Act 1995*.
- 4.11** "Consultant" means a person or company appointed to provide the Services described in this RFQ.
- 4.12** A Consultant must not without prior written approval of the City assign, transfer, charge, encumber or sub-contract the Contract or any part thereof. If granted, approval to sub-contract will not relieve the Consultant from any liability or obligation under the Contract.
- 4.13** The Consultant/Contractor, its employees, agents or subcontractors are to treat all information concerning the City acquired in the performance of the Contract as confidential, to be used only for the purpose of performing the Contract and not be disclosed to any person without the prior written consent of the City or as otherwise required by law. A breach of this clause will be considered a breach of the Contract and may result in termination of the Contract by the City.

<b>PLEASE READ AND KEEP THIS SECTION</b>
--

<b>DOCUMENT C1</b>
--------------------

- 4.14** The City will retain ownership of any Intellectual Property rights subsisting in any material or information that it provides or makes available to the Consultant/Contractor for the purpose of performing the Contract.
- 4.15** The Laws of Western Australia shall govern the Contract.

**PLEASE READ AND KEEP THIS SECTION**

**DOCUMENT C1**

**Attachment 1 – Summary of the City of Joondalup Organisation**

**Key Statistics**

Population:	165,509
Number of electors:	115,048
Number of rateable properties:	64,221
Number of businesses:	12,644
Total area:	99 km <sup>2</sup>
Distance from Perth CBD:	28 km
Distance from Perth Airport:	40 km
Length of coastline:	17 km
Number of City employees:	664.4 total FTE (not head count)
Value of managed assets:	1,606 million (2023-24)
Annual operational revenue:	166 million (2023-24)
Annual operational expenditure:	169 million (2023-24)
Annual capital revenue	13.9 million (2023-24)
Annual capital works expenditure:	35 million (2023-24)
Roads:	1,103 km
Footpaths:	929 km
City buildings:	159
Parks and public open spaces:	573 ha
Natural areas	603 ha
Bush for ever sites	8
Play spaces:	236
Skate parks	3
Leisure centres:	2 (Craigie and Duncraig)
Libraries:	4
Customer service centres:	1
Works Operations Centres:	1
Dog Pound	1

**Community Profile**

The City is a subscriber to Profile id – a community profiling tool that provides a range of profile statistics on the City's community. It can be accessed from the City's website [www.joondalup.wa.gov.au](http://www.joondalup.wa.gov.au)

**Key Corporate Documents**

- Strategic Community Plan *Joondalup 2032* [here](#)
- Corporate Business Plan 2023-27 [here](#)
- Annual Report 2021-22 [here](#)

PLEASE READ AND KEEP THIS SECTIONDOCUMENT C1

Organisational Structure

Organisational Structure



## CEO's Delegated Payments List - Regulation 13(1)

## Local Government (Financial Management) regulations 1996 ATTACHMENT 1

## LIST OF MUNICIPAL PAYMENTS - Payment Detail for Month of April 2024

Payment No	Payment Date	Payee	Invoice Description	Contract	Invoice Amount	Payment Amount
<b>Payments</b>						
EF119729	30/04/2024	TRUSTEE FOR BBBM UNIT TRUST GROWERS AGRISHOP	7AS			3,379.20
			194415 - REACTIVE MATERIALS - WEEDING CHEMICAL		1,980.00	
			194813 - HERBI BLUE DYE - 5 LTR	VP384161	1,399.20	
EF119723	30/04/2024	4PARK PTY LTD (FORPARK AUSTRALIA)				106,634.00
			62764 - LEGANA PARK PLAY SPACE		50,600.00	
			62942 - PLAY EQUIPMENT - EXT CONT		56,034.00	
EF119510	15/04/2024	A & S PUGLIA STONEMASONS				22,000.00
			436 - REPOINTING OF LIMESTONE WALLS	VP222125	22,000.00	
EF119263	15/04/2024	A BLANCK CANVAS PTY. LTD.				93,685.00
			CN-787 - CREDIT FOR INV 787		-45,700.00	
			INV-809 - PRESENTATION OF ELECTRIC KINGDOM		89,115.00	
			INV-829 - SEE CREDIT NOTE 787 PAYI DIFFERENCE GST		50,270.00	
EF119209	15/04/2024	A GUPAN				482.79
			130765 - RATES REFUND		482.79	
EF119896	30/04/2024	A.D. COOTE & CO. (SHEETMETAL) PTY LTD				1,188.00
			INV222169 - REACTIVE MATERIALS LIGHTING PARKS		1,188.00	
EF119262	15/04/2024	AAAC TOWING PTY LTD				341.00
			INV-12001 - COLLECTION FEE - ABANDONED VEHICLES 16/02/24 HYUNDAI		341.00	
EF119307	15/04/2024	AARON CLARINGBOLD				5,150.00
			295 - PHOTOGRAPHY		4,900.00	
			300 - DOCUMENTATION OF BILLBOARD - NAOMI GRANT		250.00	
EF119512	15/04/2024	ABC BLINDS & CURTAINS				3,990.00
			745445 - WINDOWS - EXT CONT		3,990.00	
EF119249	15/04/2024	ABCORP AUSTRALASIA PTY LTD				2,260.50
			36068 - BARCODES		2,260.50	
EF119245	15/04/2024	ACTION GLASS & ALUMINIUM				402.78
			61213 - CONNOLLY COMM CENTRE		402.78	
EF119632	30/04/2024	ACTION GLASS & ALUMINIUM				1,003.42
			61551 - CURRAMBINE COMMUNITY CENTRE		1,003.42	
EF119626	30/04/2024	ADITI PATEL				30.00
			1047279_23/04/24 - COMMUNITY ART EXHIBITION REFUND		30.00	
EF119562	30/04/2024	ADRIAN HILL				4,692.09
			ALLOW-DM-APR 2024 - DEPUTY MAYOR ALLOWANCE - APRIL 2024		1,945.42	
			ALLOW-MTG-APR 2024 - MEETING FEE - APRIL 2024		2,746.67	
EF119257	15/04/2024	ADSAMOTION PTY LTD (BOLLINGER AUTOMATIC CHOICE)	THE			285.00
			29414 - MEN'S SHED COJ		285.00	
EF119894	30/04/2024	ADVAM PTY LTD				66.00
			C76_202401681 - MONTHLY SUPPORT FEE FOR APR 2024		66.00	
EF119508	15/04/2024	ADVENTURE WORLD WA				1,133.00
			275401 - VACATION CARE		1,133.00	
EF119644	30/04/2024	AFGRI EQUIPMENT AUSTRALIA PTY LTD				1,525.59
			2834748 - PARTS & REPAIR		1,525.59	
EF119630	30/04/2024	AGENT SALES & SERVICES PTY LTD				4,414.20



## CEO's Delegated Payments List - Regulation 13(1)

## Local Government (Financial Management) regulations 1996 ATTACHMENT 1

## LIST OF MUNICIPAL PAYMENTS - Payment Detail for Month of April 2024

Payment No	Payment Date	Payee	Invoice Description	Contract	Invoice Amount	Payment Amount
			81236 - SUPPLY OF POOL CHEMICALS AS PER VP358768		1,678.33	
			81584 - SUPPLY OF POOL CHEMICALS AS PER VP358768		715.00	
			81586 - CONTAINER RETURN REFUND		-140.25	
			82301 - SUPPLY OF POOL CHEMICALS AS PER VP358768		40.43	
			82302 - SUPPLY OF POOL CHEMICALS AS PER VP358768		2,419.89	
			82304 - CONTAINER RETURN REFUND		-299.20	
EF119642	30/04/2024	AHA! CONSULTING T/AS THE TRUST UNIFIED SERVICE TRUST	TEE FOR			3,025.00
			1/01/1115 - FACILITATOR		3,025.00	
EF119255	15/04/2024	AHERN AUSTRALIA PTY LIMITED				814.00
			240002438 - SERVICING		814.00	
EF119913	30/04/2024	ALBERT JACOB				12,419.41
			ALLOW-MAYOR-APR 2024 - MAYORAL ALLOWANCE - APRIL 2024		7,781.66	
			ALLOW-MTG-APR 2024 - MEETING FEE - APRIL 2024		4,119.58	
			APRIL 2024 - EXPENSE REIMBURSEMENT - APRIL 2024		575.63	
			MAYOR'S VE - MAYOR'S VEHICLE CONTRIBUTION - APRIL 202		-57.46	
EF119261	15/04/2024	ALCHEMY SAUNAS PTY LTD				3,146.00
			INV-0414 - MONTHLY HIRE		3,146.00	
EF119875	30/04/2024	ALEISHA ZAPPIA (UNLEISHED ART)				550.00
			INV_0872_COJ - IMAGE LICENCE FOR CAE MARKETING		550.00	
EF119597	30/04/2024	ALEXANDRA GREAVES				122.50
			33 - SOCCER COACHING REFUND		122.50	
EF119592	30/04/2024	ALICIA THOMAS				130.00
			3083534 - SUMMER SEASON CREDIT		130.00	
EF119509	15/04/2024	ALINTA				1,013.00
			249999240 26/03/24 - SEACREST DRIVE 19/12/23-20/03/24		43.90	
			543672740 28/03/24 - BOAS AVENUE 27/12-25/3/24		65.65	
			618099630 03/04/23 - FLEUR FREAME 28/12-28/3/24		327.90	
			642498400 04/04/24 - JOONDALUP ADMIN 27/02-02/04/24		536.25	
			646675300 28/03/24 - BOAS AVE 27/12-25/3/24		39.30	
EF119893	30/04/2024	ALINTA				5,418.00
			120776540 26/03/24 - BROADBEACH BVD HILLARYS		41.50	
			212999739 08/04/24 - WHITFORDS SENIOR CITIZENS CENTRE		40.60	
			436998530 12/04/2024 - BEAUMARIS COMMUNITY CENTRE		31.75	
			513001324 11/04/2024 - GIBSON PARK COMMUNITY CENTRE		48.10	
			611003671 16/04/24 - GAS PINNAROO POINT CAFE		5,044.30	
			708001551 28/03/24 - SORRENTO COMMUNITY HALL		41.95	
			750000359 22/04/24 - FALKLAND WAY 18/1-19/4/24		31.75	
			862001320 22/03/2024 - PERCY DOYLE FOOTBALL-TEEBALL GAS		47.85	
			934000804 03/04/24 - FORREST RD PADBURY		71.45	

## CEO's Delegated Payments List - Regulation 13(1)

## Local Government (Financial Management) regulations 1996 ATTACHMENT 1

## LIST OF MUNICIPAL PAYMENTS - Payment Detail for Month of April 2024

Payment No	Payment Date	Payee	Invoice Description	Contract	Invoice Amount	Payment Amount
			962002342 03/04/24 - PENISTONE ST GREENWOOD		18.75	
EF119595	30/04/2024	ALLISA INGRAM				65.00
			3102419 - TEAM SPORTS REFUND		65.00	
EF119631	30/04/2024	ALLWEST TURFING				24,943.97
			51166 - FORREST PARK, PADBURY	04122	3,718.00	
			51168 - PENISTONE EAST PARK GREENWOOD	04122	5,534.27	
			51170 - TURF (ROLL) - PENNISETUM CLANDESTINUM (K	04122	8,489.80	
			51350 - CHIRSTCHURCH PARK CURRAMBINE	04122	7,201.90	
EF119250	15/04/2024	ALS LIBRARY SERVICES PTY LTD				3,301.66
			106746 - SELECTED PROFILED STOCK		126.16	
			106747 - SELECTED PROFILED STOCK		562.06	
			106748 - SELECTED PROFILED STOCK		69.55	
			106749 - SELECTED PROFILED STOCK		55.36	
			106750 - SELECTED PROFILED STOCK		142.67	
			106751 - SELECTED PROFILED STOCK		102.93	
			106752 - SELECTED PROFILED STOCK		171.35	
			106753 - DISCRETIONARY SELECTIONS		40.44	
			106754 - SELECTED PROFILED STOCK		35.49	
			106755 - SELECTED PROFILED STOCK		231.42	
			106756 - SELECTED ILLS TITLES		65.30	
			106757 - SELECTED PROFILED STOCK		86.59	
			106758 - SELECTED PROFILED STOCK		70.26	
			106759 - SELECTED PROFILED STOCK		70.98	
			106760 - SELECTED PROFILED STOCK		42.58	
			106761 - SELECTED PROFILED STOCK		34.82	
			106762 - SELECTED TITLES		56.79	
			106763 - SELECTED PROFILED STOCK		26.26	
			106764 - SELECTED PROFILED STOCK		49.69	
			106765 - SELECTED PROFILED STOCK		36.91	
			106982 - SELECTED PROFILED STOCK		31.34	
			106983 - DISCRETIONARY SELECTIONS		23.45	
			106984 - SELECTED PROFILED STOCK		101.50	
			106985 - SELECTED PROFILED STOCK		222.16	
			106986 - SELECTED PROFILED STOCK		45.43	
			106987 - SELECTED PROFILED STOCK		32.65	
			106988 - SELECTED PROFILED STOCK		26.26	
			106989 - SELECTED PROFILED STOCK		68.85	
			106990 - SELECTED PROFILED STOCK		32.64	
			106991 - SELECTED TITLES		37.62	
			106992 - SELECTED PROFILED STOCK		148.56	
			106993 - SELECTED PROFILED STOCK		156.18	
			106994 - SELECTED PROFILED STOCK		24.84	
			106995 - SELECTED PROFILED STOCK		27.68	
			106996 - SELECTED PROFILED STOCK		49.69	
			106997 - SELECTED PROFILED STOCK		46.85	
			106998 - SELECTED PROFILED STOCK		56.78	
			106999 - SELECTED PROFILED STOCK		27.68	
			107000 - SELECTED PROFILED STOCK		63.89	
EF119637	30/04/2024	ALS LIBRARY SERVICES PTY LTD				2,864.92
			107522 - TITLES AS SELECTED		131.25	
			107523 - SELECTED PROFILED STOCK		120.67	
			107524 - SELECTED PROFILED STOCK		144.88	

## CEO's Delegated Payments List - Regulation 13(1)

## Local Government (Financial Management) regulations 1996 ATTACHMENT 1

## LIST OF MUNICIPAL PAYMENTS - Payment Detail for Month of April 2024

Payment No	Payment Date	Payee	Invoice Description	Contract	Invoice Amount	Payment Amount
			107525 - SELECTED PROFILED STOCK		24.84	
			107526 - DISCRETIONARY SELECTIONS		16.32	
			107527 - SELECTED ILLS TITLES		81.60	
			107528 - SELECTED PROFILED STOCK		156.78	
			107529 - SELECTED PROFILED STOCK		21.29	
			107530 - SELECTED PROFILED STOCK		106.47	
			107531 - SELECTED PROFILED STOCK		71.69	
			107532 - SELECTED PROFILED STOCK		195.18	
			107533 - SELECTED PROFILED STOCK		31.94	
			107534 - SELECTED PROFILED STOCK		113.92	
			107535 - SELECTED PROFILED STOCK		46.85	
			107536 - SELECTED PROFILED STOCK		35.49	
			107537 - SELECTED PROFILED STOCK		31.94	
			107827 - DISCRETIONARY SELECTIONS		273.80	
			107828 - SELECTED PROFILED STOCK		75.94	
			107829 - SELECTED PROFILED STOCK		91.57	
			107830 - SELECTED PROFILED STOCK		288.48	
			107831 - SELECTED PROFILED STOCK		49.69	
			107832 - SELECTED PROFILED STOCK		180.29	
			107833 - DISCRETIONARY SELECTIONS		39.13	
			107834 - SELECTED PROFILED STOCK		78.07	
			107835 - SELECTED PROFILED STOCK		70.98	
			107836 - SELECTED PROFILED STOCK		67.44	
			107837 - SELECTED PROFILED STOCK		31.94	
			107838 - SELECTED PROFILED STOCK		51.10	
			107839 - SELECTED ILLS TITLES		39.04	
			107840 - SELECTED TITLES		29.55	
			107841 - SELECTED PROFILED STOCK		56.78	
			107842 - SELECTED PROFILED STOCK		31.94	
			107843 - SELECTED PROFILED STOCK		53.23	
			107844 - SELECTED PROFILED STOCK		24.84	
EF119258	15/04/2024	ALSCO PTY LIMITED				195.26
			CPER2396673 - CM - CLEANING GENERAL EXT MATERIAL PURC		195.26	
EF119648	30/04/2024	ALZHEIMER'S AUSTRALIA WA LTD				330.00
			53237 - ENRICH YOUR BRAIN PRESENTATION		330.00	
EF119214	15/04/2024	AMANDA DAWSON				150.00
			INW24/2777 - DOG REGISTRATION REFUND		150.00	
EF119259	15/04/2024	AMPOL AUSTRALIA PETROLEUM PTY LTD				65,959.51
			02APR2024 - FUEL IMPORT 01/04/2024		65,959.51	
EF119575	30/04/2024	AMY BOOTH				129.00
			TECH 1 16699 - REFUND OF UNUSED INSPECTION FEE		129.00	
EF119688	30/04/2024	ANNETTE COLLINS				190.00
			Q3 2023/24 - VOLUNTEER SUBSIDY REIMBURSEMENT		190.00	
EF119226	15/04/2024	ANNIE BRAY				150.00
			AUINV24000000997271 - CERTIFICATE FRAMES		150.00	
EF119236	15/04/2024	ANTHONY ROBERT GREEN				75.00
			1047208_25/03/24 - ANIMAL REGISTRATION REFUND		75.00	
EF119559	30/04/2024	ANTHONY S CULLEN				219.20
			BPU23/0557 - REFUND BUILDING SERVICES LEVY		219.20	

## CEO's Delegated Payments List - Regulation 13(1)

## Local Government (Financial Management) regulations 1996 ATTACHMENT 1

## LIST OF MUNICIPAL PAYMENTS - Payment Detail for Month of April 2024

Payment No	Payment Date	Payee	Invoice Description	Contract	Invoice Amount	Payment Amount
EF119569	30/04/2024	ANWEST CONSTRUCTIONS PTY LTD				61.65
			BPC23/1819 - REFUND BUILDING SERVICES LEVY		61.65	
EF119248	15/04/2024	ARBOR WEST PTY LTD (CLASSIC TREE SERVICES)				3,766.40
			INV-40417 - SINGLE TREE - PRUNING AROUND LOW/HIGH VO	03520B	159.50	
			INV-40556 - PRUNING AROUND LOW VOLTAGE CONDUCTORS AN	03520B	2,440.90	
			INV-40623 - PRUNING AROUND LOW VOLTAGE CONDUCTORS AN	03520B	1,166.00	
EF119649	30/04/2024	ARCHIE BROS AUSTRALIA PTY LTD				644.00
			61004379 - 23 PEOPLE - 2 ROOMS 11.04.23		644.00	
EF119264	15/04/2024	ART JAM WA PTY LTD				1,900.00
			INV-0089 - YOUTH WORKSHOPS – JOONDALUP FESTIVAL		1,900.00	
EF119652	30/04/2024	ART JAM WA PTY LTD				580.00
			INV-0113 - 1.5HR WORKSHOP 20 YP 3 STAFF 9.4.24		580.00	
EF119511	15/04/2024	ARTREF PTY LTD				1,564.44
			161386 - 3WX35A PHOTO BLACK INK		1,564.44	
EF119251	15/04/2024	ARUP PTY LIMITED				6,204.00
			39-231488 - TASK - PROJECT MANAGEMENT MEETING		6,204.00	
EF119638	30/04/2024	ARUP PTY LIMITED				24,486.00
			39-231366 - TASK - PROJECT MANAGEMENT MEETING		24,486.00	
EF119244	15/04/2024	ASLAB PTY LTD				5,654.00
			25410 - ASPHALT TESTING - CORE DENISTY (MRWA 733	02622	5,654.00	
EF119242	15/04/2024	ASPHALTECH PTY LTD				349,258.09
			18400 - AC10 50 MARSHALL BLOW ELIAS COURT GREENWOOD	00723	48,906.95	
			18401 - CAPE COURT SORRENTO	00723	58,387.72	
			18405 - 251 TO 500M REMOVAL AND DISPOSAL OF KERB	00723	130,969.66	
			18406 - CATHERINE CLOSE WOODVALE	00723	45,341.82	
			18407 - LEANNE CLOSE WOODVALE VARIOUS REPAIRS	00723	42,406.98	
			18409 - PROFILING AREA 501 TO 1000M2 - DEPTH 0-	00723	20,250.03	
			18426 - AC7 7MM GRANITE NOMINAL MIX SIZE - SUPPL	00723	2,994.93	
EF119628	30/04/2024	ASPHALTECH PTY LTD				1,659,745.09
			18397 - EDDYSTONE AV ALLAMBIE DRIVE TO EAGLE STR	00723	2,614.19	
			18452 - HEPBURN AVENUE	00723	369,360.70	
			18453 - PROFILING AREA 1501 TO 2000M2 - DEPTH 0	00723	439,214.57	
			18454 - WHITFORDS AVENUE (WB)	00723	277,795.00	
			18455 - OLEASTER WAY GREENWOOD	00723	174,251.78	
			18458 - ST PATRICKS ROAD	00723	68,664.33	
			18459 - APPLETREE PLACE WOODVALE	00723	78,914.48	
			18460 - CLONTARF ST	00723	67,713.35	
			18461 - CATHERINE CLOSE WOODVALE	00723	50,546.61	
			18462 - PENNY LANE WOODVALE	00723	48,797.03	
			18463 - CHICHESTER PARK CARPARK WOODVALE	00723	43,744.79	

## CEO's Delegated Payments List - Regulation 13(1)

## Local Government (Financial Management) regulations 1996 ATTACHMENT 1

## LIST OF MUNICIPAL PAYMENTS - Payment Detail for Month of April 2024

Payment No	Payment Date	Payee	Invoice Description	Contract	Invoice Amount	Payment Amount
			18465 - COOBA PLACE DUNCRAIG	00723	26,059.72	
			18466 - AREAS 20M2 TO 100M2 INSTALLATION OF 2.5M	00723	10,579.58	
			18467 - TRACY TURN WOODVALE	00723	1,488.96	
EF119247	15/04/2024	AUSCORP IT				2,246.20
			INV-00038016 - SAMSUNG GALAXY TAB ACTIVE 3 4G 128GB BLA		1,949.20	
			INV-00038121 - 920-006314 KEYBOARD AND MOUSE COMBO		297.00	
EF119636	30/04/2024	AUSCORP IT				7,331.35
			38270 - SAMSUNG GALAXY TAB S9FE PLUS 5G		1,305.76	
			INV-00038198 - TN253BK TONER - BLACK		543.19	
			INV-00038281 - PHONE CASES		5,482.40	
EF119651	30/04/2024	AUSTGUARDS AND PATROLS SERV LTD	CES PTY			15,104.87
			COJ0010 - GATES LOCK AND UNLOCK FEB 2024	VP339453	2,909.28	
			COJ0011 - INITIAL GUARD RESPONSE FEB 2024	VP339453	3,781.25	
			COJ0012 - COJ ALARMS-MARCH 2024	VP339453	4,108.10	
			COJ0013 - GATES LOCK AND UNLOCK	VP339453	4,306.24	
EF119254	15/04/2024	AUSTRALASIAN EVENTS PTY LTD (ACE SECURITY AND EVENTS SERVICE				159,240.54
			10429 - EVENT SECURITY - PRAM PEOPLE		3,448.50	
			10526 - EVENT SECURITY - ELECTRIC KINGDOM		155,792.04	
EF119645	30/04/2024	AUSTRALASIAN EVENTS PTY LTD (ACE SECURITY AND EVENTS SERVICE				561.00
			10506 - SECURITY ATTENDANCE - 13/2/2024		561.00	
EF119243	15/04/2024	AUSTRALASIAN PERFORMING RIGHT ASSOCIATION LTD (ONEMUSIC)				82.50
			01220255/00076 - LICENCE FEES		82.50	
EF119643	30/04/2024	AUSTRALASIAN REPORTING AWARDS LIMITED				510.00
			180424JOONCC - FEEDBACK SESSION – GENERAL AWARD		510.00	
EF119507	15/04/2024	AUSTRALIA POST				8,145.07
			1013151041 - MAIL FOR MARCH 2024		8,131.95	
			1013153705 - REPLY PAID MARCH 2024		13.12	
EF119892	30/04/2024	AUSTRALIA POST				3,049.05
			1013150308 - MAILWEST FOR MARCH 2024		3,049.05	
EF119246	15/04/2024	AUSTRALIAN AIRCONDITIONING SERVICES P/L				9,967.30
			71409 - PADBURY COMMUNITY HALL	02822	161.70	
			71455 - COJ ADMIN BUILDING	02822	1,059.85	
			71463 - COJ LOTTERIES HOUSE	02822	618.95	
			71491 - CRAIGIE LEISURE CENTRE AIR CON	02822	107.80	
			71497 - BEAUMARIS COMMUNITY AIR CON	02822	107.80	
			71539 - EMERALD PARK CLUBROOMS	02822	464.20	
			71573 - SERVICE TECHNICIAN - NORMAL HOURS T1 (AT	02822	1,953.60	
			COJ280324 - MECHANICAL SWITCHBOARDS AND VSD - VSDM31	02822	5,493.40	
EF119633	30/04/2024	AUSTRALIAN AIRCONDITIONING SERVICES P/L				20,780.65
			71616 - SERVICE TECHNICIAN - NORMAL HOURS T1 (AT	02822	487.85	
			71625 - SERVICE TECHNICIAN - NORMAL HOURS T1 (AT	02822	18,516.30	

## CEO's Delegated Payments List - Regulation 13(1)

## Local Government (Financial Management) regulations 1996 ATTACHMENT 1

## LIST OF MUNICIPAL PAYMENTS - Payment Detail for Month of April 2024

Payment No	Payment Date	Payee	Invoice Description	Contract	Invoice Amount	Payment Amount
			71721 - COJ CRAIGIE LEISURE CENTRE	02822	430.10	
			71734 - COJ WARWICK COMMUNITY CENTRE	02822	1,346.40	
EF119646	30/04/2024	AUSTRALIAN DANCING SOCIETY LTD				2,310.00
			2024/001 - SPONSORSHIP		2,310.00	
EF119506	15/04/2024	AUSTRALIAN INSTITUTE OF MANAGEMENT				5,874.03
			7158379 - THE SALES PROFESSIONAL COURSE		1,474.00	
			7160204 - HOW TO DELIVER GREAT SERVICE, 20/3/24		4,400.03	
EF119641	30/04/2024	AUSTRALIAN LIQUOR MARKETERS PTY LIMITED				433.42
			83014 - CODE 506014 STHALLET SHIRAZ		433.42	
EF119693	30/04/2024	AUTOMOTIVE IMPORTS PTY LTD (COLDRIIVE AUTO PARTS)				507.94
			15512139 - PARTS ONLY		507.94	
EF119640	30/04/2024	AXIIS CONTRACTING PTY LTD				1,661.00
			8214 - EMERALD PARK SHELTER	02121	1,661.00	
EF119635	30/04/2024	AZAWAY				1,738.00
			2670 - FORREST PARK, PADBURY		495.00	
			2671 - MARRI PARK DUNCRAIG		495.00	
			2672 - HOWELL STREET PAW		748.00	
EF119676	30/04/2024	BACK BEACH CO PTY LTD				2,352.90
			INV-221055 - PURCHASE OF ZIP UP TOWELS FOR PRO SHOP		2,352.90	
EF119898	30/04/2024	BAYCORP (WA) PTY LIMITED				206.83
			0424-038 - POUNDAGE		131.83	
			424-052 - POUNDAGE		75.00	
EF119280	15/04/2024	BCI SALES PTY LTD				1,380.79
			BWR5858K - PARTS ONLY		1,151.55	
			BWR6634K - PARTS ONLY		229.24	
EF119225	15/04/2024	BEATA RYNKIEWICZ				30.00
			INW24/2990 - REFUND STERILISATION OF DOG		30.00	
EF119207	15/04/2024	BEVERLEY ELLERTON				150.00
			INW24/18178 - DOG REGISTRATION REFUND		150.00	
EF119661	30/04/2024	BG & E PTY LIMITED				15,262.50
			A01000043535 - COJ L1 INSPECTIONS 2022		15,262.50	
EF119278	15/04/2024	BIBLIOTHECA RFID LIBRARY SYSTEMS AUSTRALIA PTY LTD				8,457.99
			INV-AU05770 - RFID WORKSTATION SHIELDED W/O PSU		5,056.96	
			INV-AU05771 - DIGITAL TITLES AS SELECTED		922.20	
			INV-AU05778 - DIGITAL TITLES AS SELECTED		2,478.83	
EF119663	30/04/2024	BIDFOOD WA PTY LIMITED (BIDVEST PERTH)				307.34
			162447715 - ITEM 56935 BAKELS ANZAC COOKIES		307.34	
EF119270	15/04/2024	BIG W				320.86
			TI-03FE7-178D0D - EASTER MORNING TEA ITEMS		91.49	
			TI-03FE7-178D0E - IRONS FOR GYM CHANGE ROOM		156.85	
			TI-03FE7-178D0F - PRIZES FOR EASTER COLOURING COMPETITION		72.52	
EF119656	30/04/2024	BIG W				423.00
			TI-03FE7-178D10 - GIF CARD		125.00	

## CEO's Delegated Payments List - Regulation 13(1)

## Local Government (Financial Management) regulations 1996 ATTACHMENT 1

## LIST OF MUNICIPAL PAYMENTS - Payment Detail for Month of April 2024

Payment No	Payment Date	Payee	Invoice Description	Contract	Invoice Amount	Payment Amount
			TI-03FE7-178D11 - HEATER FOR GYM DESK		198.00	
			TI-03FE7-178D12 - VOUCHERS X 4 - MOTHER'S DAY		100.00	
EF119670	30/04/2024	BIZFURN EXPRESS AUSTRALIA PTY LTD				2,424.50
			WAE103480/01 - UNITY CLASSIC HIGH D END TOP 1050H		2,424.50	
EF119617	30/04/2024	BJR & RLC CARTER				500.00
			CRN-020224010653 - REBATE - CCTV		500.00	
EF119273	15/04/2024	BLACKWELL & ASSOCIATES PTY. LTD.				400.00
			MB00104_28/03/24 - DESIGN REVIEW PANEL 20/3/24		400.00	
EF119272	15/04/2024	BLADON W A PTY LTD				6,589.00
			BWAI58368 - LL0946 TREK RECYCLABLE NOTEBOOK		6,589.00	
EF119660	30/04/2024	BLADON W A PTY LTD				1,647.25
			BWAI58423 - 123710 SILICONE COLLAPSIBLE PET BOWL		1,647.25	
EF119284	15/04/2024	BLUE2 ENTERTAINMENT PTY LTD				115.00
			SP-43 COJ - CATERING - HOSPO NIGHT		115.00	
EF119266	15/04/2024	BOC LIMITED				151.07
			4036048134 - RENTAL - IND. CYLINDERS		73.01	
			4036320462 - RENTAL - IND. CYLINDERS		78.06	
EF119654	30/04/2024	BOC LIMITED				48.41
			4036309843 - STANDING ORDER FOR CRAIGIE LEISURE		48.41	
EF119659	30/04/2024	BOLINDA PUBLISHING PTY LTD				138.56
			315926 - AUDIO AND LARGE PRINT FOR BOOKS ON WHEEL		138.56	
EF119223	15/04/2024	BORIS DONIS				500.00
			CRN-220124070544 - CCTV REBATE		500.00	
EF119526	15/04/2024	BOROVINA FAMILY TRUST T/AS IMPACT & PAINT				2,000.00
			15397 - CLAIM NUMBER MO0069619		1,000.00	
			15400 - CLAIM MO0069621		1,000.00	
EF119910	30/04/2024	BOROVINA FAMILY TRUST T/AS IMPACT & PAINT				3,000.00
			15415 - EXCESS FOR VAN REPAIRS 1GUK639		1,000.00	
			15428 - CLAIM MO0068899		1,000.00	
			15443 - CLAIM MO0068322		1,000.00	
EF119297	15/04/2024	BORRELLO FAMILY TRUST T/AS CARP RAMAR RESOURCE INDUSTRIES				10,038.60
			INV-82714 - RECEIPT OF CONSTRUCTION WASTE AT CONTRAC	VP297220	2,264.57	
			INV-83937 - RECEIPT OF CONSTRUCTION WASTE 01/03/24	VP297220	1,157.31	
			INV-84064 - RECEIPT OF CONSTRUCTION WASTE 15/03/24	VP297220	2,277.66	
			INV-84191 - RECEIPT OF CONSTRUCTION WASTE 15/03/24	VP297220	582.12	
			INV-84202 - TOP DRESSING/LAWN SAND-LOADED INTO COJ	VP294005	2,138.40	
			INV-84378 - RECEIPT OF CONSTRUCTION WASTE	VP297220	1,618.54	
EF119685	30/04/2024	BORRELLO FAMILY TRUST T/AS CARP RAMAR RESOURCE INDUSTRIES				4,181.21
			IN-84723 - RECEIPT OF CONSTRUCTION WASTE AT CONTRAC	VP297220	592.90	
			INV-83328 - TOP DRESSING/LAWN SAND-LOADED INTO COJ T		660.00	

## CEO's Delegated Payments List - Regulation 13(1)

## Local Government (Financial Management) regulations 1996 ATTACHMENT 1

## LIST OF MUNICIPAL PAYMENTS - Payment Detail for Month of April 2024

Payment No	Payment Date	Payee	Invoice Description	Contract	Invoice Amount	Payment Amount
			INV-83328 - TOP DRESSING/LAWN SAND-LOADED INTO COJ T	VP294005	528.00	
			INV-84724 - RECEIPT OF CONSTRUCTION WASTE AT CONTRAC	VP297220	581.35	
			INV-84725 - TOP DRESSING/LAWN SAND-LOADED INTO COJ T	VP294005	369.60	
			INV-84726 - BRICKIES YELLOW SAND-ZONE 2 (DEPOT, HEPB	VP294005	1,449.36	
EF119629	30/04/2024	BORVEK PTY LTD ABL WESTCHEM				414.98
			584414 - SANOPINE 20L POLY - WC500-20		414.98	
EF119282	15/04/2024	BOS CIVIL PTY LTD				162,883.42
			INV-0604 - WHITFORDS AVE TO GIBSON AVE PSP UPGRADE		162,883.42	
EF119277	15/04/2024	BOULT NOMINEES PTY LTD (BOULTS WHITE LIGHT)	BLACK &			33,276.34
			2334 - POWER TO ELECTRIC KINGDOM ACTIVATION		33,276.34	
EF119276	15/04/2024	BOYA EQUIPMENT PTY LTD				3,740.00
			34746 - PARTS		3,740.00	
EF119268	15/04/2024	BP AUSTRALIA LIMITED				8,056.08
			13104282 - FUEL & OILS FOR MONTH ENDED		8,056.08	
EF119625	30/04/2024	BRANDON STEVE TASEFF				78.00
			3253266 - REFUND TEAM SPORTS		78.00	
EF119558	30/04/2024	BRANDYN FINAU				300.00
			D620000 - STATESIDE SPORTS EVENT PRIZES		300.00	
EF119668	30/04/2024	BREAKSEA INCORPORATED				9,900.00
			INV-0031 - ARTISTIC & MUSICAL DIRECTOR		9,900.00	
EF119235	15/04/2024	BRENDON P & DONNA BOYES				378.13
			210800 - RATES REFUND		378.13	
EF119666	30/04/2024	BRIGHTMARK GROUP PTY LTD				52,137.80
			3342 - CRAIGIE LEISURE CENTRE	02123	52,137.80	
EF119289	15/04/2024	BRODY (WOOD) KENNEY LEGACY & SCHOLARSHIP PROGRAM INC.				600.00
			4-2024 - SPONSORSHIP		600.00	
EF119283	15/04/2024	BROWNES FOODS OPERATIONS PTY LIMITED				820.23
			17627001 - SUPPLY MILK ON WEEKLY BASIS		132.39	
			17635377 - SUPPLY MILK ON WEEKLY BASIS		266.34	
			17730121 - SUPPLY MILK ON WEEKLY BASIS		139.83	
			17730126 - MILK FOR JOONDALUP LIBRARY		24.31	
			17738366 - MILK FOR JOONDALUP LIBRARY		24.31	
			17750236 - SUPPLY MILK ON WEEKLY BASIS		233.05	
EF119667	30/04/2024	BROWNES FOODS OPERATIONS PTY LIMITED				539.03
			17750242 - MILK FOR JOONDALUP LIBRARY		24.31	
			17761967 - SUPPLY MILK ON WEEKLY BASIS		233.05	
			17761968 - MILK FOR JOONDALUP LIBRARY		24.31	
			17774396 - MILK FOR JOONDALUP LIBRARY		24.31	
			17774530 - SUPPLY MILK ON WEEKLY BASIS		233.05	
EF119281	15/04/2024	BUFFALO SOLUTIONS PTY LTD				3,217.50
			INV-0679 - LEADERSHIP ACCELERATOR PROGRAM:		1,094.50	
			INV-0687 - 6 X SESSIONS - COACHING FOR GROWTH		407.00	
			INV-0696 - COACHING		407.00	
			INV-0702 - COACHING & 360		1,309.00	
EF119665	30/04/2024	BUFFALO SOLUTIONS PTY LTD				388.93



## CEO's Delegated Payments List - Regulation 13(1)

## Local Government (Financial Management) regulations 1996 ATTACHMENT 1

## LIST OF MUNICIPAL PAYMENTS - Payment Detail for Month of April 2024

Payment No	Payment Date	Payee	Invoice Description	Contract	Invoice Amount	Payment Amount
			INV-0712 - COACHING SESSION - ROCHELLE M		388.93	
EF119897	30/04/2024	BUILDING & CONSTRUCTION INDUSTRY				9,375.19
			MAR-24 - BCITF MARCH 2024 12 NON COJ LEVY PAYMENT		9,375.19	
EF119677	30/04/2024	BUILDINGPOINT AUSTRALIA PTY LTD				328.90
			SI011866 - SKETCHUP PRO ANNUAL SUBSCRIPTION		328.90	
EF119286	15/04/2024	BUNNINGS GROUP LIMITED (TOOL KIT DEPOT)				2,365.70
			SI231225 - REACTIVE MATERIALS - LANDSCAPING MAINTEN		429.00	
			SI232073 - IRRIGATION MTCE		540.55	
			SI232074 - REACTIVE MATERIALS - TURF RENOVATION		30.60	
			SI232442 - REACTIVE MATERIALS - DRAINAGE MAINTENANC		996.55	
			SI232733 - REACTIVE MATERIALS - FENCING, BOLLARDS &		369.00	
EF119673	30/04/2024	BUNNINGS GROUP LIMITED (TOOL KIT DEPOT)				1,233.50
			1426201 - VARIOUS HARDWARE ITEMS		-70.51	
			1572848 - VARIOUS HARDWARE ITEMS		-33.96	
			1573215 - VARIOUS HARDWARE ITEMS		-23.59	
			1573840 - VARIOUS HARDWARE ITEMS		-48.88	
			1576932 - VARIOUS HARDWARE ITEMS		-93.24	
			1579835 - VARIOUS HHDWARE ITEMS		-15.16	
			2435/01426201 - TOOLS		70.51	
			2435/01572848 - TOOLS		33.96	
			2435/01573215 - TOOLS		23.59	
			2435/01573840 - TOOLS		48.88	
			2435/01576932 - TOOLS		93.24	
			2435/01579835 - TOOLS		15.16	
			SI232943 - REACTIVE MATERIALS - DRAINAGE MAINTENANC		270.75	
			SI233593 - REACTIVE MATERIALS - DRAINAGE MAINTENANC		63.40	
			SI234119 - STUBBY SPANNER SET KIK3039		61.90	
			SI234321 - AT4932478122 HARD HAT		837.45	
EF119269	15/04/2024	BUNNINGS PTY LTD				736.65
			2435/01421094 - HARDWARE		20.43	
			2435/01424016 - HARDWARE ITEMS		19.95	
			2435/01428659 - HARDWARE ITEMS		378.10	
			2435/01428814 - HARDWARE ITEMS		22.45	
			2435/01572086 - HARDWARE ITEMS		55.67	
			2435/01576015 - HARDWARE ITEMS		25.25	
			2435/01579693 - HARDWARE ITEMS		214.80	
EF119655	30/04/2024	BUNNINGS PTY LTD				2,348.31
			2010/01507439 - HARDWARE		114.88	
			2435/01174090 - VARIOUS HARDWARE ITEMS		6.78	
			2435/01174947 - DOOR BELL FOR GYM DESK		68.44	
			2435/01179124 - AWARD 50L BLACK STORAGE CONTAINER		22.00	
			2435/01179252 - CLEANING GEARS		76.24	
			2435/01247459 - GIFT CARD		50.00	
			2435/01421536 - VARIOUS HARDWARE ITEMS		54.01	
			2435/01421901 - VARIOUS HARDWARE ITEMS		69.27	

## CEO's Delegated Payments List - Regulation 13(1)

## Local Government (Financial Management) regulations 1996 ATTACHMENT 1

## LIST OF MUNICIPAL PAYMENTS - Payment Detail for Month of April 2024

Payment No	Payment Date	Payee	Invoice Description	Contract	Invoice Amount	Payment Amount
			2435/01423837 - VARIOUS HARDWARE ITEMS		24.30	
			2435/01424104 - VARIOUS HARDWARE ITEMS		35.91	
			2435/01424187 - VARIOUS HARDWARE ITEMS		16.08	
			2435/01425279 - VARIOUS HARDWARE ITEMS		8.30	
			2435/01426201 - VARIOUS HARDWARE ITEMS		70.51	
			2435/01429393 - HARDWARE		171.00	
			2435/01430384 - HARDWARE		411.54	
			2435/01430472 - HARDWARE		20.43	
			2435/01430781 - VARIOUS HARDWARE ITEMS		16.34	
			2435/01431718 - HARDWARE		120.60	
			2435/01572124 - VARIOUS HARDWARE ITEMS		86.31	
			2435/01572848 - VARIOUS HARDWARE ITEMS		33.96	
			2435/01572890 - VARIOUS HARDWARE ITEMS		27.10	
			2435/01573215 - VARIOUS HARDWARE ITEMS		23.59	
			2435/01573840 - VARIOUS HARDWARE ITEMS		48.88	
			2435/01575087 - VARIOUS HARDWARE ITEMS		3.90	
			2435/01576143 - VARIOUS HARDWARE ITEMS		36.06	
			2435/01576932 - VARIOUS HARDWARE ITEMS		93.24	
			2435/01579835 - VARIOUS HARDWARE ITEMS		15.16	
			2435/01579991 - HARDWARE		25.50	
			2435/01580176 - HARDWARE		21.75	
			2435/01580793 - HARDWARE		42.39	
			2435/01581149 - HARDWARE		26.60	
			2435/01581195 05/04/24 - HARDWARE		27.24	
			2435/01582765 - HARDWARE		20.43	
			2435/01583267 - VARIOUS HARDWARE		20.78	
			2435/01583512 - HARDWARE		21.66	
			2435/01587216 - HARDWARE		195.10	
			2435/01587218 - HARDWARE		37.48	
			2435/99893784 - 4 X TURF SYNTHETIC TUFF		184.55	
EF119746	30/04/2024	CALE HUMMERSTON				343.50
			64 - URBAN RHYTHMS ARTIST FEE		343.50	
EF119687	30/04/2024	CALIBRE PROFESSIONAL SERVICES LTD	ONE PTY			115,877.30
			64193476 - DELL R550 SERVER		20,713.00	
			INV 24642 - CCTV HARDWARE - INVOICE 64193469		95,164.30	
EF119301	15/04/2024	CAMPAIGN MONITOR PTY LTD				684.77
			INV-CM128987 - ENEWSLETTER SYSTEM RENEWAL		684.77	
EF119555	30/04/2024	CANON FINANCE				246.19
			554160 - LEASE OF DR6030C A3 SCANNER		246.19	
EF119415	15/04/2024	CANON PRODUCTION PRINTING AUSTRALIA PTY LTD (OCE-AUSTRALIA)				117.36
			INV-73106 - 2023-24 MAINTENANCE OF OCE TSC4 DIGITAL		117.36	

## CEO's Delegated Payments List - Regulation 13(1)

## Local Government (Financial Management) regulations 1996 ATTACHMENT 1

## LIST OF MUNICIPAL PAYMENTS - Payment Detail for Month of April 2024

Payment No	Payment Date	Payee	Invoice Description	Contract	Invoice Amount	Payment Amount
EF119292	15/04/2024	CARCARE MOTOR COMPANY PTY LTD CARCARE JOONDALUP	TD T/AS			5,605.50
			35,230 - PARTS & REPAIRS HYUNDAI I40		1,969.50	
			35,245 - PARTS & REPAIR		420.00	
			35,247 - PARTS & REPAIR		443.00	
			35,263 - PARTS & REPAIR		660.00	
			35,279 - PARTS & REPAIR		1,540.00	
			35,290 - PARTS & REPAIR		66.00	
			35,343 - PARTS & REPAIR		180.00	
			35,370 - PARTS & REPAIR		327.00	
EF119681	30/04/2024	CARCARE MOTOR COMPANY PTY LTD CARCARE JOONDALUP	TD T/AS			214.50
			35,439 - PARTS & REPAIR		214.50	
EF119579	30/04/2024	CAROL ELLAM				500.00
			CRN-220324122916 - REBATE - CCTV		500.00	
EF119460	15/04/2024	CAROL SONIA SILVER				247.00
			Q3 2023/24 - VOLUNTEER SUBSIDY REIMBURSEMENT 10/01- 14/03/24		247.00	
EF119587	30/04/2024	CAROLINE VAN BOHEEMEN				312.00
			3069265 - TEAM SPORTS REFUND		312.00	
EF119899	30/04/2024	CCH AUSTRALIA LIMITED				125.00
			6600158209 - AUST ESSENTIAL GUIDE TO FBT 2024-E-BOOK		125.00	
EF119821	30/04/2024	CEI PTY LIMITED T/AS RAECO				625.35
			595731 - JOONDALUP LIBRARY		625.35	
EF119204	15/04/2024	CELESTINE DYSON				500.00
			CRN-220124044319 - CCTV REBATE		500.00	
EF119513	15/04/2024	CHAMBER OF COMMERCE & INDUSTRY				1,155.00
			455907 - 3 X RIGHT OF ENTRY TRAINING 6/12/23		1,155.00	
EF119696	30/04/2024	CHAMPAGNE AGENCY PTY LTD				2,045.00
			INV-1399 - ENTERTAINMENT 15/12		2,045.00	
EF119293	15/04/2024	CHANDLER MACLEOD GROUP LIMITED				3,477.58
			94359102 - LABOUR HIRE W/E 17/03/24 DEPOT		1,738.79	
			94364088 - LABOUR HIRE W/E 24/03/24 DEPOT		1,738.79	
EF119308	15/04/2024	CHEMWEST PTY LTD				715.00
			INV-01343 - 20L HAND SANITISING GEL		715.00	
EF119877	30/04/2024	CHRIS VELIOS CONTRACTING				1,487.20
			1588 - MONUMENT DRIVE BELDON	VP406303	343.20	
			1589 - PERCY DOYLE RESERVE	VP406303	1,144.00	
EF119553	30/04/2024	CHRISTINE HAMILTON-PRIME				2,746.67
			ALLOW-MTG-APR 2024 - MEETING FEE - APRIL 2024		2,746.67	
EF119532	15/04/2024	CHRISTOPHER MAY				184.15
			APRIL 2024 - EXPENSE REIMBURSEMENT - APRIL 2024		184.15	
EF119918	30/04/2024	CHRISTOPHER MAY				2,746.67
			ALLOW-MTG-APR 2024 - MEETING FEE - APRIL 2024		2,746.67	
113145	11/04/2024	CITY OF GOSNELLS				11,452.46
			26528 - LONG SERVICE LEAVE		11,452.46	
EF119514	15/04/2024	CITY OF WANNEROO				22,143.00
			200746 - CONTRIBUTION TO OPERATION COSTS AT SITE		22,143.00	

## CEO's Delegated Payments List - Regulation 13(1)

## Local Government (Financial Management) regulations 1996 ATTACHMENT 1

## LIST OF MUNICIPAL PAYMENTS - Payment Detail for Month of April 2024

Payment No	Payment Date	Payee	Invoice Description	Contract	Invoice Amount	Payment Amount
EF119196	15/04/2024	CIVIC LEGAL PTY LTD				5,764.99
			512675 - LEGAL FEES		5,764.99	
EF119291	15/04/2024	CLEANAWAY PTY LTD T/AS CLEANAWAY				216,704.93
			21782587 - PROCESSING OF COMMINGLED RECYCLABLES MARCH 24	00919	64,172.29	
			21784246 - BULK COLLECTION AND PROCESSING MARCH 24	VP316731	152,532.64	
EF119327	15/04/2024	CLUB FED PTY LTD (EVOLVE EVENTS)				850.00
			INV-1800 - ELECTED MEMBER INDUCTION DISABILITY		850.00	
EF119303	15/04/2024	CMAK TECHNOLOGIES PTY LTD (CMAKTECH)				3,677.38
			2406 - REPLACE 5G ANTENNA		897.77	
			2408 - CITY CENTER CAMS 1,3,5&23		884.42	
			2430 - RE-INSTALL 2X MOBILE CCTV TOWERS		1,895.19	
EF119692	30/04/2024	CMAK TECHNOLOGIES PTY LTD (CMAKTECH)				4,300.89
			2307 - POWERSHIELD DEFENDER 650VA UPS		1,376.33	
			2409 - ENTRANCE CAMERA ISSUES @ CRAIGE LS		1,326.63	
			2436 - INVESTIGATE & REPLACE FAULTY CABLES		1,597.93	
EF119300	15/04/2024	COCKTAIL GASTRONOMY CATERING PTY LTD (CRAFTED EVENTS WA)				1,190.00
			INV-0504 - CONTAINER TRANSPORT FOR BAR - ARETHA		1,190.00	
EF119188	8/04/2024	COLGAN INDUSTRIES PTY LTD				61,391.09
			3433 - PROVISION OF WATERPROOFING TO PODIUM SLA	01923	61,391.09	
EF119189	11/04/2024	COLGAN INDUSTRIES PTY LTD				305,786.58
			3434 - BALUSTRADE WALL REPLACEMENT IN JOONDALUP	02223	186,137.91	
			3451 - PROVISION OF WATERPROOFING TO PODIUM SLA	01923	119,648.67	
EF119306	15/04/2024	COLGAN INDUSTRIES PTY LTD				256,781.10
			3452 - BALUSTRADE WALL REPLACEMENT IN JOONDALUP	02223	256,781.10	
EF119697	30/04/2024	COLGAN INDUSTRIES PTY LTD				632.50
			3467 - JOONDALUP COUNCI BUILDING		632.50	
EF119295	15/04/2024	COLLEAGUES NAGELS				393.99
			R56244 - 500 X A6 SELF-MADE PERMITS		393.99	
EF119679	30/04/2024	COMMERCIAL AQUATICS AUSTRALIA				1,611.50
			31800 - MATERIALS PERCENTAGE MARK-UP RATE 17.5%	01823	1,611.50	
EF119290	15/04/2024	COMPAC MARKETING (AUSTRALIA) PTY LTD				550.00
			63659 - PLANNING CONSULTATION SIGNAGE DA24/0153		550.00	
EF119678	30/04/2024	COMPAC MARKETING (AUSTRALIA) PTY LTD				2,624.60
			63620 - SIGNS - ADVISORY - EXT CONT		2,624.60	
EF119304	15/04/2024	CONSTRUCT PAVING SERVICES PTY LTD				6,801.05
			384 - REMOVE EXISTING BRICKPAVERS AND RELAY IN FLINDERS HALL HILLARYS	01422	349.14	
			385 - REMOVE EXISTING BRICKPAVERS AND RELAY IN JAMES COOK PARK	01422	693.66	
			386 - REID PROM JOONDALUP	01422	2,089.79	
			387 - GRAND BLVD AND HAMMERSMITH JOONDALUP	01422	2,080.98	
			388 - GRAND BLVD JOONDALUP	01422	546.99	

## CEO's Delegated Payments List - Regulation 13(1)

## Local Government (Financial Management) regulations 1996 ATTACHMENT 1

## LIST OF MUNICIPAL PAYMENTS - Payment Detail for Month of April 2024

Payment No	Payment Date	Payee	Invoice Description	Contract	Invoice Amount	Payment Amount
			400 - LACROSE AND MINDEN RISE SORRENTO	01422	1,040.49	
EF119694	30/04/2024	CONSTRUCT PAVING SERVICES PTY LTD				12,547.31
			392 - SHENTON AVE JOONDALUP	01422	3,468.30	
			393 - REMOVE EXISTING BRICKPAVERS AND RELAY IN	01422	867.08	
			394 - REMOVE EXISTING BRICKPAVERS AND RELAY IN	01422	693.66	
			395 - REMOVE EXISTING BRICKPAVERS AND RELAY IN	01422	867.08	
			396 - REMOVE EXISTING BRICKPAVERS AND RELAY IN	01422	1,040.49	
			397 - REMOVE EXISTING BRICKPAVERS AND RELAY IN	01422	520.24	
			399 - REINSTATEMENT OF ARTIFICIAL GRASS. TRAFF	01422	232.53	
			401 - REMOVE EXISTING BRICKPAVERS AND RELAY IN	01422	3,468.30	
			402 - GRAND BLVD JOONDALUP	01422	1,040.49	
			403 - CASTLE ROCK TURN JOONDALUP	01422	349.14	
EF119695	30/04/2024	CORE HOSPITALITY GROUP PTY LTD				10,940.60
			27871 - FURNITURE FOR CRAIGIE LC OUTDOOR CAFE		10,940.60	
113141	4/04/2024	CORPORATE SERVICES PETTY CASH				1,321.90
			PERIOD ENDING 28/03/24 - PETTY CASH		1,321.90	
113158	18/04/2024	CORPORATE SERVICES PETTY CASH				653.00
			PETTY CASH W/E 19/04/24 - PETTY CASH REIMBURSEMENT W/E 19/04/24		653.00	
EF119296	15/04/2024	CORSIGN WA PTY LTD				3,812.60
			81361 - KANANGRA PARK, KALLAROO	VP376475	984.50	
			83296 - REACTIVE MATERIALS - SIGN MAINTENANCE		962.50	
			83761 - VARIOUS LOCATIONS SIGN MAINTENANCE		881.10	
			84274 - BRIDGEWATER PARK	VP376475	984.50	
EF119684	30/04/2024	CORSIGN WA PTY LTD				161.70
			82670 - SIGNAGE FOR JP		56.10	
			85113 - SCHEDULE MATERIALS - TURF RENOVATION		105.60	
EF119374	15/04/2024	CR NIGEL JONES				251.29
			APRIL 2024 - EXPENSE REIMBURSEMENT - APRIL 2024		251.29	
EF119753	30/04/2024	CR NIGEL JONES				2,746.67
			ALLOW-MTG-APR 2024 - MEETING FEE - APRIL 2024		2,746.67	
EF119298	15/04/2024	CTI5 PTY LTD (CTI RISK MANAGEMENT)				4,042.50
			01071697 - COJ LIBRARY COLLECTIONS		198.00	
			1071695 - CSC COLLECTIONS ON MAR 2024		148.50	
			1071698 - TICKET PAYMENT MACHINE FOR CASH		3,696.00	
EF119689	30/04/2024	CTI5 PTY LTD (CTI RISK MANAGEMENT)				148.50
			1071696 - CRAIGIE LEISURE COLLECTIONS MARCH 2024		148.50	
EF119683	30/04/2024	CULTURE COUNTS (AUSTRALIA) PTY LTD				1,650.00
			INV-1886 - ANNUAL SUBSCRIPTION 2024-2025		1,650.00	
EF119299	15/04/2024	CURNOW GROUP (HIRE) PTY LTD				63,719.70
			DD 01 - DAVILLIA DRAINAGE UPGRADE		63,719.70	

## CEO's Delegated Payments List - Regulation 13(1)

## Local Government (Financial Management) regulations 1996 ATTACHMENT 1

## LIST OF MUNICIPAL PAYMENTS - Payment Detail for Month of April 2024

Payment No	Payment Date	Payee	Invoice Description	Contract	Invoice Amount	Payment Amount
EF119690	30/04/2024	CURNOW GROUP (HIRE) PTY LTD				71,696.00
			DH 001 - SUPERINTENDANT - EXT CONT		71,696.00	
EF119680	30/04/2024	CYCLUS PTY LTD				206.80
			INV-4211 - CREW MEMBER FOR THE STOREROOM CLEAN/TIDY		206.80	
EF119318	15/04/2024	D&L STUDIO PTY LTD				51.59
			24765 - 3 X NAME BADGES		51.59	
EF119563	30/04/2024	DANIEL KINGSTON				2,746.67
			ALLOW-MTG-APR 2024 - MEETING FEE - APRIL 2024		2,746.67	
EF119781	30/04/2024	DANIEL MCCABE				770.00
			260 - EXHIBITION DOCUMENTATION - THREADED		770.00	
EF119594	30/04/2024	DANIELLE CHONG-ROBINS				78.00
			3078457 - TEAM SPORTS REFUND		78.00	
EF119451	15/04/2024	DANIELS HEALTH SERVICES PTY LTD STERIHEALTH SERVICES	D T/AS			739.98
			2270336 - WASTE SHARPSMART		739.98	
EF119311	15/04/2024	DATA #3				20,606.09
			SIN000188240 - KOFAX POWER PDF LICENSE		282.04	
			SIN000190900 - AZURE MICROSOFT CSP (NCE)		3,189.07	
			SIN000190915 - AZURE MICROSOFT CSP (NCE)		2,282.01	
			SIN000195834 - MONTHLY MICROSOFT CSP		14,852.97	
EF119701	30/04/2024	DATA #3				41,460.65
			SIN000196183 - VISUAL STUDIO ENTERPRISESUBW/GHENTERPRIS		13,995.98	
			SIN000197063 - POWER PDF SUPPORT/MAINT RENEWALS TO 31/3		1,301.04	
			SIN000197285 - AZURE SERVICES-MAR OVERAGE		19,319.60	
			SIN000197423 - KOFAX POWER PDF LICENSE		282.04	
			SIN000198713 - MS-AZR-0017G		3,428.00	
			SIN000199980 - 7 MONTH ACROBAT STANDARD DC LICENCE		625.52	
			SIN000200261 - LUMION PRO LM PRO 1YR PRIOR 29/4		2,508.47	
EF119609	30/04/2024	DAVID MCALLISTER				375.00
			208444 - VEHICLE CROSSING SIBSIDY		375.00	
EF119674	30/04/2024	DAW HOLDINGS (WA) PTY LTD (BATTERY WORLD JOONDALUP)				150.00
			IN6060273763 - BATTERY SUPPLY/REPAIR		150.00	
EF119737	30/04/2024	DCR NOMINEES PTY LTD T/AS HYG CONCEPTS	ENE			1,303.50
			33331 - YEAR THREE OF CONTRACT		1,303.50	
EF119310	15/04/2024	DECIPHA PTY LTD				2,089.87
			7824271441 - MONTHLY MAILROOM CONTRACT FEE		2,089.87	
EF119699	30/04/2024	DELL AUSTRALIA PTY LIMITED				120.16
			1002754622 - LAPTOP BATTERY REPLACEMENT		120.16	
EF119335	15/04/2024	DEPARTMENT OF FIRE & EMERGENCY SERVICES				2,674.00
			66138901 - CALL OUT COST FOR FIRE PANEL ALARM		1,337.00	
			66150101 - CALL OUT COST FOR FIRE PANEL ALARM		1,337.00	

## CEO's Delegated Payments List - Regulation 13(1)

## Local Government (Financial Management) regulations 1996 ATTACHMENT 1

## LIST OF MUNICIPAL PAYMENTS - Payment Detail for Month of April 2024

Payment No	Payment Date	Payee	Invoice Description	Contract	Invoice Amount	Payment Amount
EF119515	15/04/2024	DEPARTMENT OF MINES, INDUSTRY REGULATION AND SAFETY				52,011.41
			MAR-24 - BSL MARCH 2024 LEVIES REMITTED		52,011.41	
EF119706	30/04/2024	DEPARTMENT OF PLANNING, LANDS AND HERITAGE				17,712.00
			MD00277_12/03/24 - DEVELOPMENT ASSESSMENT PANEL FEE		11,544.00	
			MD00277_18/04/24 - DEVELOPMENT ASSESSMENT PANEL FEE		6,168.00	
EF119829	30/04/2024	DEPARTMENT OF THE PREMIER AND CABINET				202.80
			1007590 - PUBLICATION GOVERNMENT GAZETTE		202.80	
EF119312	15/04/2024	DEPARTMENT OF TRANSPORT - VEHICLE SEARCH				532.40
			8052318 - VEHICLE SEARCHES		532.40	
EF119702	30/04/2024	DEPARTMENT OF TRANSPORT - VEHICLE SEARCH				434.60
			8044174 - VEHICLE OWNERSHIP SEARCH		434.60	
EF119709	30/04/2024	DEPUTEC PTY LTD				2,816.00
			INV02323280 - ONGOING SOFTWARE MONTHLY FEES (36 MONTH)		2,816.00	
EF119708	30/04/2024	DIAMOND LOCKSMITHS PTY LTD				2,058.92
			275174 - WORKS OPERATION CENTRE	VP243063	51.82	
			275176 - WHITFORDS SENIOR CENTRE	VP243063	32.52	
			275177 - LOCKS AND KEYS WARWICK SPORTS CTR	VP243063	180.00	
			275370 - KABA/LOCKWOOD CYLINDER 570/590 OVAL CYLI	VP243063	297.68	
			275371 - MARK-UP FOR OUTSOURCED MATERIALS 0%	VP243063	4.00	
			275474 - ADMIRAL PARK COMMUNITY SPORT FACILITY	VP243063	130.08	
			275475 - TIMBERLANE PARK HALL	VP243063	130.08	
			275476 - MILDENHALL	VP243063	97.56	
			275477 - HEATHRIDGE FOOTBALL CLUB	VP243063	162.60	
			275478 - CALECTASIA HALL	VP243063	55.12	
			275479 - GIBSON PARK COMMUNITY CENTRE	VP243063	32.52	
			275480 - MILDENHALL	VP243063	130.08	
			275481 - KEYS	VP243063	60.00	
			275487 - ABUS 83/45 STEEL SHACKLE (STAMPING "DG50	VP243063	77.18	
			275489 - LEVER & ADAPTOR	VP243063	320.00	
			275490 - KABA130K5-V1K CYLINDER OR LOCKWOOD 570/5	VP243063	297.68	
EF119581	30/04/2024	DIANE VAN DE VELDE				164.00
			1047227_12/04/24 - WASTE BIN REFUND		164.00	
EF119316	15/04/2024	DIPLOMATIK PTY LTD (DIPLOMEDIK)				42,980.88
			INV-16031 - LABOUR HIRE W/E 10/03/2024		1,760.04	
			INV-16128 - LABOUR HIRE W/E 3/3/24		2,384.72	
			INV-16227 - LABOUR HIRE W/E 10/3/24		1,879.72	
			INV-16331 - LABOUR HIRE W/E 17/3/24		2,384.72	
			INV-16332 - LABOUR HIRE W/E 17/3/24		1,907.77	
			INV-16333 - LABOUR HIRE W/E 17/3/24		2,020.00	
			INV-16434 - LABOUR HIRE W/E 24/03/24 DEPOT		2,356.66	
			INV-16435 - LABOUR HIRE W/E 24/03/24 DEPOT		2,356.66	

## CEO's Delegated Payments List - Regulation 13(1)

## Local Government (Financial Management) regulations 1996 ATTACHMENT 1

## LIST OF MUNICIPAL PAYMENTS - Payment Detail for Month of April 2024

Payment No	Payment Date	Payee	Invoice Description	Contract	Invoice Amount	Payment Amount
			INV-16436 - LABOUR HIRE W/E 24/03/24 DEPOT		1,879.72	
			INV-16437 - MECHANICAL PLANT & EQUIPMENT REPAIRS		1,764.35	
			INV-16438 - MECHANICAL PLANT & EQUIPMENT REPAIRS		3,279.98	
			INV-16439 - LITTER COLLECTOR MARCH		2,417.65	
			INV-16536 - LABOUR HIRE 25/3/24 TO 29/3/24		1,430.84	
			INV-16537 - ZACH MCCLELLAND 25/3/24 TO 28/3/2		1,907.77	
			INV-16538 - MECHANICAL PLANT & EQUIPMENT REPAIRS		1,764.35	
			INV-16539 - MECHANICAL PLANT & EQUIPMENT REPAIRS		2,623.98	
			INV-16540 - LABOUR HIRE W/E 31/3/24		1,957.14	
			INV-16639 - MIRSHAAD ISMAIL MONTH OF MARCH (01427)		1,928.37	
			INV-16640 - SERVICING - A		2,623.98	
			INV-16641 - PARTS & REPAIRS		2,352.46	
EF119710	30/04/2024	DIPLOMATIK PTY LTD (DIPLOMEDIK)				22,342.14
			INV-15743 - W.E 10/03/2024		1,760.04	
			INV-16642 - ZACH MCCLELLAND 1/4/24 TO 5/4/24		1,879.72	
			INV-16643 - JACOB KREEFT 1/4/24 TO 5/4/24		1,430.84	
			INV-16644 - LABOUR HIRE W/E 7/4/24		925.84	
			INV-16743 - MECHANICAL PLANT & EQUIPMENT REPAIRS		3,279.98	
			INV-16744 - MECHANICAL PLANT & EQUIPMENT REPAIRS		1,967.99	
			INV-16745 - TEMP STAFF W/E 8-14/4/24		2,446.43	
			INV-16746 - 8/4/24 TO 12/4/24		2,384.72	
			INV-16747 - 8/4/24 TO 12/4/24		1,907.77	
			INV-16846 - LABOUR 15/4/24 TO 19/4/24		1,879.72	
			INV-16847 - LABOUR HIRE 15/4/24 - 21/4/24		2,479.09	
EF119550	30/04/2024	DONNA IRONMONGER				751.77
			1022186_19/04/24 - REIMBURSEMENT DEMENTIA PROGRAM		545.50	
			1022186_22/04/24 - REIMBURSEMENT DEMENTIA PROGRAM		158.27	
			1022186_23/04/24 - REIMBURSEMENT STEP SESSION CATERING		48.00	
EF119614	30/04/2024	DORIS MARY KEEBLE				500.00
			CRN-120124051423 - REBATE - CCTV		500.00	
EF119240	15/04/2024	DOUGLAS BROWNE				500.00
			CRN-140224063752 - CCTY REBATE SCHEME REFUND		500.00	
EF119707	30/04/2024	DOWNER EDI WORKS PTY LTD				336.60
			795139 - PREPARATION AND OBTAIN APPROVAL OF INDIV	03522	336.60	
EF119314	15/04/2024	DRAINFLOW SERVICES PTY LTD				6,483.40
			16936 - GRATED GULLY PIT	02520	1,372.80	
			17397 - HIGH PRESSURE JETTING AND CLEANING	02520	792.00	
			17414 - GRATED GULLY PIT	02520	501.60	
			17422 - HIGH PRESSURE JETTING AND CLEANING	02520	1,122.00	
			17431 - POLLUTANT TRAPS CLEANING VARIOUS AREAS	02520	2,695.00	
EF119705	30/04/2024	DRAINFLOW SERVICES PTY LTD				17,105.00



## CEO's Delegated Payments List - Regulation 13(1)

## Local Government (Financial Management) regulations 1996 ATTACHMENT 1

## LIST OF MUNICIPAL PAYMENTS - Payment Detail for Month of April 2024

Payment No	Payment Date	Payee	Invoice Description	Contract	Invoice Amount	Payment Amount
			17451 - PRINCEVILLE TOR CURRAMBINE	02520	385.00	
			17452 - HIGH PRESSURE JETTING AND CLEANING OF DR	02520	726.00	
			17493 - HIGH PRESSURE JETTING AND CLEANING OF DR	02520	660.00	
			17494 - HIGH PRESSURE JETTING AND CLEANING OF DR	02520	660.00	
			17495 - EPPING GROVE KALLAROO	02520	660.00	
			17507 - POLLUTANT TRAPS - HEATHRIDGE PARK CAR PA	02520	2,695.00	
			17508 - POLLUTANT TRAPS - RASPINS LOOP, OPPOSITE	02520	1,925.00	
			17524 - POLLUTANT TRAPS - DELAMERE AVENUE	02520	3,465.00	
			17536 - VARIOUS LOCATIONS POLLUTANT TRAPS	02520	3,080.00	
			17543 - FLAME TREE LANE GREENWOOD	02520	924.00	
			17604 - VARIOUS LOCATIONS	02520	1,925.00	
EF119319	15/04/2024	DSA PTY LTD				26,521.00
			12644 - CONSULTANCY - EXT CONT		26,521.00	
EF119711	30/04/2024	DSA PTY LTD				1,419.00
			12668 - CITY OF JOONDALUP CHILLER REPLACEMENT		1,419.00	
113146	11/04/2024	DUNCRAIG LIBRARY PETTY CASH				310.10
			PERIOD ENDING 28/03/24 - PETTY CASH		310.10	
EF119309	15/04/2024	DYMOCKS JOONDALUP				388.03
			5439322 - ILLS PURCHASES		38.98	
			5439324 - ILLS PURCHASES		29.69	
			5439333 - ILLS PURCHASES		57.55	
			5439337 - ILLS PURCHASES		29.69	
			5439345 - ILLS PURCHASES		168.25	
			5439418 - ILLS PURCHASES		43.18	
			5439420 - ILLS PURCHASES		20.69	
EF119700	30/04/2024	DYMOCKS JOONDALUP				633.90
			5439428 - ILLS PURCHASES		40.48	
			5439430 - ILLS PURCHASES		17.99	
			5439443 - 16 X BOOK VOUCHERS FOR PRIZES		400.00	
			5439446 - ILLS PURCHASES		107.96	
			5439455 - JOONDAUP LIBRARY ILLS PURCHASES		67.47	
EF119703	30/04/2024	DYNAMIC AUDIO VISUAL SOLUTIONS PTY LTD (PRO AV SOLUTIONS)				70,584.25
			9242 - COJ CONFERENCE ROOM		70,584.25	
EF119329	15/04/2024	E GROUP HOLDINGS PTY LTD (E FIRE & SAFETY)				13,665.85
			605347 - WOODVALE COMMUNITY CENTRE	01922	104.50	
			605769 - FIRE DETECTION AND ALARM SYSTEMS AS 1851	01922	55.00	
			605771 - FIRE DETECTION AND ALARM SYSTEMS AS 1851	01922	55.00	
			605857 - JOONDALUP ADMINISTRATION CENTRE	01922	71.50	
			605859 - JOONDALUP LIBRARY	01922	288.75	
			605926 - FIRE DETECTION AND ALARM SYSTEMS AS 1851	01922	55.00	
			605929 - WOC ADMIN & WORKSHOPS	01922	71.50	
			605932 - FIRE DETECTION AND ALARM SYSTEMS AS 1851	01922	55.00	

## CEO's Delegated Payments List - Regulation 13(1)

## Local Government (Financial Management) regulations 1996 ATTACHMENT 1

## LIST OF MUNICIPAL PAYMENTS - Payment Detail for Month of April 2024

Payment No	Payment Date	Payee	Invoice Description	Contract	Invoice Amount	Payment Amount
			605987 - JOONDALUP ADMINISTRATION CENTRE	01922	4,345.00	
			606055 - MULTI STOREY CAR PARK	01922	2,189.00	
			606071 - PASSIVE FIRE TECHNICIAN - NORMAL HOURS T	01922	104.50	
			606166 - FIRE DETECTION AND ALARM SYSTEMS AS 1851	01922	55.00	
			606433 - CRAIGIE LEISURE CENTRE	01922	286.00	
			606492 - DELUGE & WATER SPRAY SYST - MONTHLY	01922	27.50	
			606535 - HIRE OF EXTINGUISHERS FOR ARETHA		265.65	
			606565 - PASSIVE FIRE TECHNICIAN - NORMAL HOURS T	01922	209.00	
			606667 - MARKUP FOR OUTSOURCED MATERIALS - 15%	01922	1,157.75	
			606671 - SUPPLY AND INSTALLATION OF ADDRESSABLE S	01922	363.00	
			607269 - SERVICING OF FIRE EQUIPMENT WOC	01922	3,907.20	
EF119719	30/04/2024	E GROUP HOLDINGS PTY LTD (E FIRE & SAFETY)			5,561.60	
			606670 - PASSIVE FIRE TECHNICIAN - AFTER HOURS	01922	979.00	
			606675 - FIRE PUMP-SET SERVICING - MONTHLY	01922	99.00	
			606676 - CRAIGIE LEISURE CENTRE	01922	104.50	
			606793 - JOONDALUP CIVIC CENTRE	01922	286.00	
			606797 - COJ RECEPTION CENTRE	01922	209.00	
			606800 - CRAIGIE LEISURE CENTRE	01922	1,771.00	
			606803 - CRAIGIE LEISURE CENTRE	01922	286.00	
			606922 - CRAIGIE LEISURE WORKS	01922	847.00	
			607458 - 1.8M X 1.2M - BI-ANNUAL FIRE BLANKET	01922	26.40	
			607463 - PASSIVE FIRE TECHNICIAN - NORMAL HOURS T	01922	104.50	
			607570 - 1.0KG ABE DRY POWDER FIRE EXTINGUISHER	01922	104.50	
			607574 - LEVEL 1 TEST - 1KG PORTABLE DRY POWDER E	01922	13.20	
			607605 - CRAIGIE LEISURE FIRE SPEAKERS	01922	209.00	
			607608 - CRAIGIE LEISURE CENTRE FIRE ALARM	01922	209.00	
			608021 - JACKING PUMP SERVICING - MONTHLY	01922	71.50	
			608025 - FIRE DETECTION AND ALARM SYSTEMS AS 1851	01922	55.00	
			608140 - WOODVALE COMMUNITY CARE CENTRE	01922	187.00	
EF119714	30/04/2024	E R KALIL FAMILY TRUST & VAN ROOYEN FAMILY TRUST			174.22	
			3568676 - CARTRIDGE PAPER A3 200GSM 100PK WHITE		174.22	
EF119324	15/04/2024	E W C S UNIT TRUST (ENVIRO SWEEP)			11,689.58	
			119419 - SWEEPING OF DUAL USE PATHS VARIOUS AREAS	02221	2,044.34	
			119420 - SWEEPING OF CAR PARKS MARCH 24 VARIOUS AREAS	02221	5,855.31	
			119427 - HIRE OF PATHWAY SWEEPER WITH OPERATOR - HILLARYS FOOTPATHS	02221	1,501.06	
			119802 - HILLARYS PATHS	02221	884.55	

## CEO's Delegated Payments List - Regulation 13(1)

## Local Government (Financial Management) regulations 1996 ATTACHMENT 1

## LIST OF MUNICIPAL PAYMENTS - Payment Detail for Month of April 2024

Payment No	Payment Date	Payee	Invoice Description	Contract	Invoice Amount	Payment Amount
			120087 - HIRE OF ROAD SWEEPER WITH OPERATOR VARIOUS AREAS	02221	1,404.32	
EF119716	30/04/2024	E W C S UNIT TRUST (ENVIRO SWEEP)				7,440.09
			119676 - SWEEPING OF CAR PARKS	02221	4,640.17	
			119801 - SWEEPING OF DUAL USE PATHS - MARMION AVE	02221	2,516.05	
			120362 - HIRE OF ROAD SWEEPER WITH OPERATOR	02221	283.87	
EF119323	15/04/2024	EASISALARY PTY LTD				4,606.38
			03/04/24 - GST ADJUSTMENT MARCH 2024		4,606.38	
EF119516	15/04/2024	EDITH COWAN UNIVERSITY				14,165.21
			10045746 - VENUE HIRE FOR PETER COWAN WRITERS CENTR		1,267.44	
			10045778 - CLEANERS AND SECURITY FOR ARETHA 08/03-09/04/24		4,839.07	
			10045779 - VENUE HIRE FEES FOR ARETHA 08/03- 09/03/24		8,058.70	
EF119751	30/04/2024	EDWARD JURAS T/AS FERAL INVASIVE SPECIES ERADICATION				1,925.00
			1753 - REACTIVE CONTRACTORS - FERAL ANIMAL CONT		1,925.00	
EF119386	15/04/2024	EIGHTH ST PTY LTD (LIGNA CONSTRUCTION)				40,596.09
			INV-0761 - LEGANA PARK, KINGSLEY		18,268.36	
			INV-0785 - LEGANA PARK, KINGSLEY		22,327.73	
EF119328	15/04/2024	ELAFENT PTY LTD				825.00
			INV-AST-2024010015 - WETLANDS MAP FOR WEBSITE		550.00	
			INV-SAJ-2024030005 - CONFIGURE WA TREE FESTIVAL EAT&DRINK MAP		275.00	
EF119538	15/04/2024	ELECTRICITY GENERATION AND RETAIL T/A SYNERGY ELECTRONIC BIL				641,327.21
			2002142702 - STLIGHTS MONTHLYSTVISION 7568991322		411,318.21	
			2006108867 - WHITFORDS AVE 519 099 9819		34,664.01	
			2010072050 - TRAPPERS DRIVE 519 102 6716		1,746.09	
			2010095841 - TRAPPERS DRIVE 519 102 6716		3,318.31	
			2010095843 - LLOYD DR, WARWICK 5191093518		3,332.76	
			2022096877 - WARWICK RD 519 099 9310		11,350.42	
			2022102756 - WALTER PADBURY BLVD 5234646313		230.66	
			2030089306 - LLOYD DRIVE 526 878 7016		1,651.58	
			2042080210 - AUX/DECORATIVE ST/LIGHTS 717 007 3024		3,233.79	
			2042081005 - WENTWORTH WAY 529 799 6717		278.30	
			2062073125 - FINCHLEY TCE, JOONDALUP 5134772810		478.97	
			2070043489 - WARWICK RD 519 099 9310		14,409.75	
			2074062475 - IRRIGATION PUMP GEDDES CL 518 426 0814		350.48	
			3000217649 - GROUPED ELECTRICITY 6455923022		84,566.64	
			3000217650 - GROUPED ELECTRICITY 803 541 9619		70,397.24	
EF119925	30/04/2024	ELECTRICITY GENERATION AND RETAIL T/A SYNERGY ELECTRONIC BIL				43,259.24
			2010095842 - MIAMI BEACH PROM, ILUKA 5191131610		2,487.62	
			2010108008 - SILVER FERN AVE 528 997 2017		303.97	

## CEO's Delegated Payments List - Regulation 13(1)

## Local Government (Financial Management) regulations 1996 ATTACHMENT 1

## LIST OF MUNICIPAL PAYMENTS - Payment Detail for Month of April 2024

Payment No	Payment Date	Payee	Invoice Description	Contract	Invoice Amount	Payment Amount
			2034098546 - BOAS AVE 519 098 7715		36,997.62	
			2066079256 - CANDLEWOOD PARK PATHWAY LIGHTING		285.79	
			2066083090 - SANTA ANA PARK 5145884713		424.89	
			2074055335 - KARUAH WAY, GREENWOOD 5290279015		232.33	
			2082077477 - BRAMSTON VSTA, BURNS BEACH 5123136912		1,034.08	
			2098023369 - DANDJOO PARK		578.47	
			3000218211 - BANKS AVE 801 430 4319		914.47	
EF119854	30/04/2024	ELEMENT ADVISORY PTY LTD (THE GROUP AUSTRALIA)	PLANNING			2,449.70
			61801 - ALFRESCO - POLICY, PARKLETS AND REBATES		2,449.70	
EF119713	30/04/2024	ELITE POOL & SPA COVERS				2,354.00
			108450 - BLANKET SERVICE		2,354.00	
EF119222	15/04/2024	ELIZABETH BENNETT				150.00
			INW24/19011 - ANIMAL REGISTRATION REFUND		150.00	
EF119742	30/04/2024	ELIZABETH CHRISTINA ANTONIO (HEALING INDIA CREATIVE ARTS)				1,190.00
			232433A - PAPER MAKING WORKSHOPS		1,190.00	
EF119517	15/04/2024	ELLIOTTS IRRIGATION PTY LTD (ELLIOTTS FILTRATION)				2,376.00
			F30303 - BARRIDALE PARK IRON FILTER	00820	2,376.00	
EF119900	30/04/2024	ELLIOTTS IRRIGATION PTY LTD (ELLIOTTS FILTRATION)				12,230.68
			F30478 - PARTS MARK-UP 20% (ELBOW, VALVES FITTING	00820	2,068.00	
			F30486 - PARTS MARK-UP 20% (ELBOW, VALVES FITTING	00820	1,083.17	
			F30487 - ELECTRICIAN NORMAL WORKING HOURS	00820	616.00	
			F30489 - PARTS MARK-UP 20% (ELBOW, VALVES FITTING	00820	1,940.40	
			F30495 - CENTRAL PARK (EAST) - SERVICING OF EXIST	00820	6,523.11	
EF119540	15/04/2024	EMILY SKY VINING STOKOE				923.10
			186 - PRAM PEOPLE & HTBGTC		923.10	
EF119322	15/04/2024	ENVIRONMENTAL INDUSTRIES PTY LTD				5,196.62
			INV31383 - CARLTON, CALEDONIA, MCNAUGHTON PARKS	00423	3,546.62	
			INV31384 - 10,001M2 UPWARDS - SCHEDULED - MOWING OF	00423	1,650.00	
EF119447	15/04/2024	ENVIROPATH PTY LTD T/AS SPOTS ALL SURFACE CLEANING				5,500.00
			3821 - JOONDALUP CBD		5,500.00	
EF119195	15/04/2024	ERIKA EVERITT				514.40
			1037396_19/03/24 - REIMBURSEMENT HARMONY WEEK SUPPLIES		242.90	
			1037396_28/03/24 - REIMBURSEMENT CATERING		271.50	
EF119620	30/04/2024	ERIN JONES				1,600.38
			192387 - RATES REFUND		1,600.38	
EF119715	30/04/2024	ES2 PTY LTD				4,273.99
			INV-13092 - CPAC-TR-10LR-CSFP+ TRANSCEIVER 10G FIBER		4,273.99	
EF119321	15/04/2024	ESRI AUSTRALIA PTY LTD				8,470.00
			9090011243 - PROJECT SERVICES FOR ENTERPRISE GIS		8,470.00	

## CEO's Delegated Payments List - Regulation 13(1)

## Local Government (Financial Management) regulations 1996 ATTACHMENT 1

## LIST OF MUNICIPAL PAYMENTS - Payment Detail for Month of April 2024

Payment No	Payment Date	Payee	Invoice Description	Contract	Invoice Amount	Payment Amount
EF119717	30/04/2024	EUREKA 4WD TRAINING PTY LTD				2,550.00
			AXI008412 - WORKSHOP BOOKING		2,550.00	
EF119331	15/04/2024	EV CHARGING SYSTEMS PTY LTD				32,007.93
			940579 - 2 X DC TRITIUM RTM75 CHARGERS +1 EVBOX		32,007.93	
EF119287	15/04/2024	EVA CHARLOTTE BURKHARDT				500.00
			122 - PHOTOGRAPHY/VIDEOGRAPHY		500.00	
EF119398	15/04/2024	FEED THE TIGER PTY LTD (MACKAY DESIGN)	URBAN			500.00
			MM00153_28/03/24 - DESIGN REVIEW PANEL 20/3/24		500.00	
EF119583	30/04/2024	FERNANDO & PAMELA SPELLA				1,652.74
			158180 - RATES REFUND		1,652.74	
EF119519	15/04/2024	FILTER DISCOUNTERS PTY LTD				532.62
			255227 - WZ79 FILTERS X 15		532.62	
EF119334	15/04/2024	FIND WISE LOCATION SERVICES				1,676.40
			6197 - JOONDALUP DRIVE, JOONDALUP		897.60	
			6204 - WARWICK TENNIS COURTS		778.80	
EF119721	30/04/2024	FIND WISE LOCATION SERVICES				4,308.70
			6216 - LANDSCAPE - EXT CONT		1,923.90	
			6221 - GALSTON PARK LOCATION SERVICES		1,729.20	
			6225 - BALTUSROL PARK, CONNOLLY		655.60	
EF119394	15/04/2024	IORE FAMILY TRUST				9,861.48
			134547 - VARIOUS LOCATIONS	00423	6,308.48	
			134673 - VARIOUS LOCATIONS	VP362351	3,553.00	
EF119772	30/04/2024	IORE FAMILY TRUST				5,563.14
			133752 - 10,001M2 UPWARDS - SCHEDULED - MOWING OF	00423	4,305.18	
			135138 - 5,001M2 TO 10,000M2 - SCHEDULED - MOWING	00423	1,257.96	
EF119467	15/04/2024	FIRE ALERT PTY LTD (SKILLS FORCE AUSTRALIA)				656.00
			INV-1440 - 2 X FIRE WARDEN & CHIEF FW TRG		656.00	
EF119336	15/04/2024	FLEXI STAFF GROUP PTY LTD (FLEXI STAFF)				16,468.43
			17117 - LABOUR HIRE W/E 22/3/24		2,052.55	
			17118 - LABOUR HIRE W/E 22/03/24 DEPOT		1,888.56	
			17139 - LABOUR HIRE W/E 21/3/24		1,916.75	
			17140 - LABOUR HIRE W/E 22/3/24		2,367.75	
			17278 - LABOUR HIRE W/E 27/3/24		1,562.39	
			17279 - LABOUR HIRE W/E 28/3/24		1,916.75	
			17298 - LABOUR HIRE		1,437.56	
			17299 - LABOUR HIRE		1,437.56	
			17470 - LABOUR HIRE		1,888.56	
EF119722	30/04/2024	FLEXI STAFF GROUP PTY LTD (FLEXI STAFF)				6,353.70
			17449 - JACOB CROSS 1/4/24 TO 5/4/24		1,531.75	
			17450 - 1/4/24 TO 5/4/24		1,409.38	
			17471 - LABOUR HIRE ZACH STOKES		479.19	
			17622 - 8/4/24 TO 12/4/24		1,916.75	
			17642 - LABOUR HIRE W/E 10/4/24		958.38	
			9736 - DAY LABOUR HIRE 1/6/23		58.25	
EF119265	15/04/2024	FLOEUR LUCETTE ALDER				1,465.00
			MA00844_13/03/24 - DJIIBA & WORKSHOPS 13/03/24, 16/03/24 & 22/03/24		1,465.00	
EF119332	15/04/2024	FORPARK AUSTRALIA				1,206.70

## CEO's Delegated Payments List - Regulation 13(1)

## Local Government (Financial Management) regulations 1996 ATTACHMENT 1

## LIST OF MUNICIPAL PAYMENTS - Payment Detail for Month of April 2024

Payment No	Payment Date	Payee	Invoice Description	Contract	Invoice Amount	Payment Amount
			63149 - REACTIVE MATERIALS - PLAY EQUIPMENT MAIN		545.38	
			63150 - REACTIVE CONTRACTORS - PLAY EQUIPMENT MA		661.32	
EF119903	30/04/2024	FOXTEL CABLE TELEVISION PTY LTD				375.00
			1964661 01/04/24 - 12 MONTH TV SUBSCRIPTION		375.00	
EF119227	15/04/2024	FRANKLYNNE CRAWFORD				164.00
			1047199_03/04/24 - BIN REFUND		164.00	
EF119333	15/04/2024	FUJIFILM BUSINESS INNOVATION AUSTRALIA PTY LTD				6,774.07
			CW130060 - COJ LIBRARY ADMIN PHOTOCOPYING		125.98	
			CW130064 - PHOTOCOPIERS IMPRESSION CHARGES - MARCH		3,810.09	
			QI092101 - LEASE OF AC7580 SERIAL NO 152329		1,419.00	
			QI092102 - LEASE OF AC7580 SERIAL NO 152329		1,419.00	
EF119344	15/04/2024	GALAXY 42 PTY. LTD. (ATTURRA BUSINESS APPLICATIONS)				16,197.50
			FTIG42007155 - CLIENT SUPPORT SERVICES	02521	16,197.50	
EF119342	15/04/2024	GARRARDS PTY LTD				710.15
			PEI-1065459 - 2KG RACUMIN PASTE SACHETS		710.15	
EF119607	30/04/2024	GAVIN & J NOTT				130.00
			3117526 - TEAM SPORTS REFUND		130.00	
EF119616	30/04/2024	GERALD & RITA MCCAUGHEY				500.00
			CRN-100324124657 - REBATE - CCTV		500.00	
EF119340	15/04/2024	GHD PTY LTD				28,548.03
			112-0197767 - ASSET MANAGEMENT STRATEGY & LEVELS		28,548.03	
EF119230	15/04/2024	GINA DAVIDSON				500.00
			CRN-090224091712 - REBATE - CCTV		500.00	
EF119347	15/04/2024	GLEN FLOOD GROUP PTY LTD (GFG TEMPORARY ASSIST)				602.25
			INV-3364 - DESIGN		602.25	
EF119733	30/04/2024	GLEN FLOOD GROUP PTY LTD (GFG TEMPORARY ASSIST)				1,445.40
			INV-3365 - TEMPORARY CIVIL DESIGN SUPPORT		1,445.40	
EF119634	30/04/2024	GLOBAL (WA) PTY LTD T/AS ACCESS INDUSTRIES				9,321.40
			3310 - TABLES - CITY OF JOONDALUP		9,321.40	
EF119726	30/04/2024	GOLD CORPORATION (THE PERTH MINT)				2,266.00
			SIN000590716 - CITIZENSHIP MEDALIANS		2,266.00	
EF119905	30/04/2024	GOLDEN AGE HEALTH PRODUCTS BUILT SAUNAS				1,718.31
			CRAIGIE234 - SAUNA/STEAMROOM SERVICE		715.00	
			CRAIGIE235 - 3 X WATER SOFTENER		225.61	
			CRAIGIE236 - STEAM ROOM PIPE REPAIR		352.00	
			CRAIGIE236 26/04/24 - SAUNA PANEL REPAIR/REPLACEMENT		425.70	
EF119657	30/04/2024	GOODYEAR & DUNLOP TYRES (AUST) PTY LTD (BEAUREPAIRES)				1,830.16
			6413411462 - BEAUREPAIRS KEWDALE - TYRES & TUBES		412.70	
			6413411463 - BEAUREPAIRS KEWDALE - TYRES & TUBES		622.77	

## CEO's Delegated Payments List - Regulation 13(1)

## Local Government (Financial Management) regulations 1996 ATTACHMENT 1

## LIST OF MUNICIPAL PAYMENTS - Payment Detail for Month of April 2024

Payment No	Payment Date	Payee	Invoice Description	Contract	Invoice Amount	Payment Amount
			6413411464 - BEAUREPAIRS KEWDALE - TYRES & TUBES		274.56	
			6413411465 - BEAUREPAIRS KEWDALE - TYRES & TUBES		177.97	
			6413411466 - BEAUREPAIRS KEWDALE - TYRES & TUBES		217.16	
			6413411467 - BEAUREPAIRS KEWDALE - TYRES & TUBES		75.00	
			6413411468 - BEAUREPAIRS KEWDALE - TYRES & TUBES		50.00	
EF119672	30/04/2024	GORMAN DESIGN ENGINEERING PTY LTD (BASKETBALL RINGLEADER)			46,970.00	
			2524 - UPGRADE OF BASKETBALL BACKBOARDS TO AN		46,970.00	
EF119411	15/04/2024	GPC ASIA PACIFIC PTY LTD (NAPA)			736.45	
			1950086026 - PARTS ONLY		314.60	
			1950086280 - PARTS ONLY		58.85	
			1950086504 - PARTS ONLY		264.00	
			1950086547 - PARTS ONLY		66.00	
			1950086574 - PARTS ONLY		33.00	
EF119797	30/04/2024	GPC ASIA PACIFIC PTY LTD (NAPA)			301.40	
			1950088495 - PARTS ONLY		301.40	
EF119434	15/04/2024	GPC ASIA PACIFIC PTY LTD T/AS REPCO			557.70	
			4770506318 - PARTS		161.48	
			4770506371 - PARTS ONLY		152.02	
			4770510283 - PARTS ONLY		244.20	
EF119906	30/04/2024	GRAND TOYOTA			77,489.00	
			RI31101843 - COROLLA ASCENT SPORT+ HATCH		30,800.00	
			RI31102004 - HILUX SR 4X2 DCAB C2666		46,547.00	
			RI31102005 - REGO COSTS FOR NEW VEHICLES		142.00	
EF119735	30/04/2024	GRASSTREES AUSTRALIA (WA) PTY LTD			660.00	
			655 - REACTIVE CONTRACTORS - TREE MAINTENANCE		660.00	
EF119346	15/04/2024	GREEN OPTIONS PTY LIMITED			1,753.90	
			108263 - TRACTOR WITH TURF TYRES BETWEEN 35HP		821.10	
			108263 - TRACTOR WITH TURF TYRES BETWEEN 35HP	VP392308	932.80	
EF119732	30/04/2024	GREEN OPTIONS PTY LIMITED			951.22	
			108264 - TRACTOR MOUNTED FERTILISER UNIT - PER 0.	VP392308	414.24	
			108265 - PERCY DOYLE SOCCER 1 MOW	VP392308	268.49	
			108266 - PERCY DOYLE PARK MOWING	VP392308	268.49	
EF119521	15/04/2024	GREEN SKILLS INC			4,968.15	
			P7323 - LABOUR HIRE		4,968.15	
EF119907	30/04/2024	GREEN SKILLS INC			3,908.28	
			P3478 - SHIHO ROBERTS 25/12/23 TO 30/06/24		3,908.28	
EF119387	15/04/2024	GREENSHED PTY LIMITED (LIVING TURF)			737.00	
			134815/01 - REACTIVE MATERIALS - FERTILISING		737.00	
EF119345	15/04/2024	GREENSTEAM AUSTRALIA PTY LTD			43,642.50	
			GSA-3543 - 50M SCHOOL EXCLUSION ZONES (STEAM, HOT W	01822	43,642.50	
EF119338	15/04/2024	GREENWOOD PARTY HIRE			223.75	
			B23009 - MTA CATERING		223.75	

## CEO's Delegated Payments List - Regulation 13(1)

## Local Government (Financial Management) regulations 1996 ATTACHMENT 1

## LIST OF MUNICIPAL PAYMENTS - Payment Detail for Month of April 2024

Payment No	Payment Date	Payee	Invoice Description	Contract	Invoice Amount	Payment Amount
EF119341	15/04/2024	GREENWORX COMMERCIAL MAINT PTY LTD	ENANCE			21,489.47
			113504 - IRRIGATION MTCE HARBOUR RISE ESTATE GREENWOOD	01120	84.27	
			113505 - HARBOUR VIEW PARK	01120	84.27	
			113506 - MARBELLA PARK	01120	84.27	
			113507 - OAHU PARK	01120	84.27	
			113508 - LEEWARD PARK	01120	84.27	
			113731 - PROVISION OF LANDSCAPE MAINTENANCE SERVI	01120	9,808.17	
			113732 - PROVISION OF LANDSCAPE MAINTENANCE SERVI	VP363608	1,386.00	
			113735 - PROVISION OF LANDSCAPE SERVICES WHITFORD	VP363631	998.80	
			113736 - PROVISION OF LANDSCAPE MAINTENANCE SERVI	VP364735	3,256.00	
			113737 - PRIORITY 1 ENTRY STATEMENT - CENTRAL MED	VP364490	2,673.00	
			113738 - EVERY THREE WEEKS - PROVISION OF LANDSCA	VP364451	1,012.00	
			113739 - PROVISION OF LANDSCAPE MAINTENANCE SERVI	VP364478	1,549.15	
			114448 - HILLWOOD SOUTH, WARWICK	VP364735	385.00	
EF119728	30/04/2024	GREENWORX COMMERCIAL MAINT PTY LTD	ENANCE			2,206.44
			113740 - PROVISION OF IRRIGATION MAINTENANCE SERV	01120	1,136.66	
			113741 - IRRIGATION SERVICES NORMAL WORK HOURS	VP363608	116.60	
			113743 - PROVISION OF IRRIGATION MAINTENANCE SERV	VP364735	275.00	
			113947 - IRRIGATION TECHNICIAN	01120	126.41	
			113948 - IRRIGATION TECHNICIAN	01120	84.27	
			113949 - IRRIGATION SERVICES NORMAL WORK HOURS	VP363608	93.50	
			113950 - IRRIGATION TECHNICIAN	VP364735	374.00	
EF119228	15/04/2024	HALINA LAURENCE				500.00
			CRN-310124122607 - REBATE - CCTV		500.00	
EF119360	15/04/2024	HART SPORT AUSTRALIA PTY LTD				127.00
			10206031 - BLACK LANYARDS		127.00	
EF119745	30/04/2024	HART SPORT AUSTRALIA PTY LTD				2,866.71
			10207194 - HART WATER NOODLE KIT 18-722		518.90	
			10207449 - 18-477 HART AQUA DUMBBELLS - SINGLE DISC		1,200.01	
			20314314A - CRAIGIE LEISURE CENTRE		1,147.80	
EF119522	15/04/2024	HAYS SPECIALIST RECRUITMENT (AUSTRALIA) PTY LIMITED				5,644.92
			52170429 - TEMPORARY PERSONNEL HIRE W/E 24/3/24		666.50	
			52181363 - LABOUR HIRE W/C 31/3/24		1,999.50	
			52185317 - DAY LABOUR HIRE		1,489.46	
			52185318 - LABOUR HIRE W/E 31/3/24		1,489.46	
EF119908	30/04/2024	HAYS SPECIALIST RECRUITMENT (AUSTRALIA) PTY LIMITED				11,388.38
			52174875 - DAY LABOUR HIRE		963.77	
			52192060 - TEMPORARY PERSONNEL HIRE		1,999.50	
			52196816 - DAY LABOUR HIRE		1,956.74	
			52196817 - DAY LABOUR HIRE		1,956.74	
			52203000 - LABOUR HIRE W/E 14/4/24		2,525.69	



## CEO's Delegated Payments List - Regulation 13(1)

## Local Government (Financial Management) regulations 1996 ATTACHMENT 1

## LIST OF MUNICIPAL PAYMENTS - Payment Detail for Month of April 2024

Payment No	Payment Date	Payee	Invoice Description	Contract	Invoice Amount	Payment Amount
			52207195 - LABOUR HIRE W/C 14/4/24		1,985.94	
EF119354	15/04/2024	HAZ ENVIRO SOLUTIONS PTY LTD				2,680.70
			205887 - REMOVAL OF ASBESTOS		434.50	
			205911 - OIL AND HYDROCARBON DRUM DISPOSAL		1,190.20	
			206895 - HAND PICK REMOVAL OF ASBESTOS CONTAINING	VP401387	1,056.00	
EF119739	30/04/2024	HAZ ENVIRO SOLUTIONS PTY LTD				654.50
			205917 - SCHEDULE CONTRACTORS - WASTE DISPOSAL GE		654.50	
EF119357	15/04/2024	HCL AUSTRALIA SERVICES PTY LIMITED				432,645.96
			7000235659 - EBP IMPLEMENTATION CONSULTANCY SERVICES	00322A	256,939.38	
			7000235660 - EBP IMPLEMENTATION CONSULTANCY SERVICES	00322A	155,311.48	
			7000237137 - EXPENSE INVOICE JUN-DEC 23		20,395.10	
EF119350	15/04/2024	HEADSET' ERA				720.50
			12740 - POLY CS540 WIRELESS HEADSET		720.50	
EF119217	15/04/2024	HELEN JANE LUTHWOOD				212.67
			198569 - RATES REFUND		212.67	
EF119770	30/04/2024	HELENE PTY LTD (LOGO APPOINTMENTS)				7,965.41
			H3626 - TEMPORARY URBAN PLANNER 3 APRIL 2024 TO		1,865.95	
			H3655 - TEMPORARY URBAN PLANNER 3 APRIL 2024 TO		3,049.73	
			H3681 - LABOUR HIRE W/E 20/4/24		3,049.73	
EF119740	30/04/2024	HERITAGE WAY PTY LTD				562.27
			178132 - ANIGOZANTHOS 'BUSH BONANZA		562.27	
EF119352	15/04/2024	HICKEY CONSTRUCTIONS PTY LTD				44,087.54
			3848 - FIX BROKEN STEPS ILUKA FORESHORE	01021	471.67	
			3884 - WHITFORDS VOLUNTEER SEA RESCUE	01021	1,287.72	
			3895 - CRAIGIE LEISURE CENTRE AIR VENTS	01021	68.75	
			3897 - CRAIGIE LEISURE CENTRE	01021	28,737.50	
			3899 - PROJECT ADMINISTRATION	01021	10,326.80	
			3900 - ADMIRAL PARK CLUBROOMS	01021	1,918.49	
			3910 - PINNAROO POINT	01021	1,276.61	
EF119738	30/04/2024	HICKEY CONSTRUCTIONS PTY LTD				164,902.17
			3901 - WARWICK BOWLING CLUB	01021	315.98	
			3904 - SITE SUPERVISOR	01021	2,174.70	
			3905 - SITE SUPERVISOR	01021	2,885.00	
			3906 - SITE SUPERVISOR	01021	2,534.25	
			3907 - PROJECT ADMINISTRATION	01021	167.75	
			3908 - AFTER HOURS STANDBY 27/3/24	01021	419.65	
			3909 - JOONDALUP LIBRARY DOOR	01021	178.75	
			3912 - SITE SUPERVISOR	01021	17,487.59	
			3919 - CRAIGIE LEISURE CENTRE	01021	22,168.30	
			3920 - QUALIFIED CARPENTER NORMAL WORKING HOURS	01021	4,040.03	
			3922 - QUALIFIED CARPENTER NORMAL WORKING HOURS	01021	123.75	
			3923 - QUALIFIED CARPENTER NORMAL WORKING HOURS	01021	453.75	
			3925 - SITE SUPERVISOR	01021	3,679.34	

## CEO's Delegated Payments List - Regulation 13(1)

## Local Government (Financial Management) regulations 1996 ATTACHMENT 1

## LIST OF MUNICIPAL PAYMENTS - Payment Detail for Month of April 2024

Payment No	Payment Date	Payee	Invoice Description	Contract	Invoice Amount	Payment Amount
			3928 - SITE SUPERVISOR	01021	7,786.35	
			3938 - GREENWOOD SCOUT HALL REFURBISHMENT AND E	00424	100,486.98	
EF119574	30/04/2024	HILLARYS VETERINARY HOSPITAL				164.00
			1047220-11/04/24 - REFUND ON UPGRADES		164.00	
EF119554	30/04/2024	HILLARYS YACHT CLUB				1,754.00
			11368170324 - JOONDALUP FESTIVAL WORKSHOPS		1,754.00	
EF119355	15/04/2024	HITACHI CONSTRUCTION MACHINERY (AUSTRALIA) PTY LTD				1,884.31
			INV00103424 - SERVICING		1,884.31	
EF119349	15/04/2024	HOLCIM (AUSTRALIA) PTY LTD T/AS	HUMES			4,192.44
			9409127906 - MANHOLE BASE CIRCULAR 1300 X 150	02722	4,484.89	
			9409146564 - REFER TO INV9409127		-66.00	
			9409158575 - REF TO INV 940912790		-226.45	
EF119847	30/04/2024	HOLLY STUBBS				375.00
			8 - MEET THE AUTHOR - HOLLY CRAIG EVENT		375.00	
EF119359	15/04/2024	HYDROQUIP PUMPS & IRRIGATION PTY LTD				11,405.90
			INV-5606 - PERCY DOYLE - PUMP 1	04222	1,639.00	
			INV-5616 - PERCY DOYLE FLOOD PUMP	04222	7,308.40	
			INV-5617 - MARINE TERRACE / SAINT PATRICK - PUMP 2	04222	2,458.50	
EF119744	30/04/2024	HYDROQUIP PUMPS & IRRIGATION PTY LTD				216,712.10
			INV-5536 - IRRIGATION - EXT CONT		71,940.00	
			INV-5540 - MATERIALS MARK-UP 10% (IRRIGATION AND MI	04222	3,509.00	
			INV-5541 - PUMP UNIT - NORMAL WORKING HOURS - ON-SI	04222	2,376.00	
			INV-5655 - MATERIALS PERCENTAGE OFF LIST PRICE -20%	04222	12,035.10	
			INV-5657 - CHARONIA PUMP UNIT SERVICING	04222	9,365.40	
			INV-5658 - HAWKER PUMP UNIT SERVICING	04222	11,272.80	
			INV-5659 - BRADEN PUMP UNIT SERVICING	04222	19,593.20	
			INV-5660 - EMERALD PUMP UNIT SERVICING	04222	10,723.90	
			INV-5661 - WINDERMERE PUMP UNIT SERVICING	04222	9,957.20	
			INV-5663 - DIVING TEAM - 3 PERSONS DIVING TEAM INC	04222	1,430.00	
			INV-5664 - PUMP UNIT - NORMAL WORKING HOURS - ON-SI	04222	316.80	
			INV-5674 - WINDMILL PARK	04222	9,984.70	
			INV-5675 - BLACKALL PARK	04222	17,260.10	
			NV-5654 - PUMP UNIT - NORMAL WORKING HOURS - WORKS	04222	28,394.30	
			NV-5662 - BLACKPOOL PUMP UNIT SERVICING	04222	8,553.60	
EF119370	15/04/2024	ICONIC PROPERTY SERVICES PTY LTD				768.46
			PSC001986 - OVER AND UNDERCHARGED ON PREVIOUS INV		-88.41	
			PSI033097 - CLEANER (SATURDAY)	04022	30.77	
			PSI034978 - SUPPLY AND SERVICE SANITARY BINS 22L (BA	04022	826.10	
EF119862	30/04/2024	ILLION AUSTRALIA PTY LTD (TENDERLINK.COM)				554.40
			AU-616585 - PUBLIC TENDER NOTICE FEE		554.40	

## CEO's Delegated Payments List - Regulation 13(1)

## Local Government (Financial Management) regulations 1996 ATTACHMENT 1

## LIST OF MUNICIPAL PAYMENTS - Payment Detail for Month of April 2024

Payment No	Payment Date	Payee	Invoice Description	Contract	Invoice Amount	Payment Amount
EF119362	15/04/2024	INSTANT PRODUCTS HIRE				771.30
			176424 - HIRE OF TOILETS		771.30	
EF119361	15/04/2024	INTEGRAL DEVELOPMENT				2,128.50
			INV-5204 - COACHING SESSIONS		2,128.50	
EF119365	15/04/2024	INTEGRATED MONITORING SYSTEMS PTY LTD				1,012.00
			68666 - TICKET 21171		1,012.00	
EF119363	15/04/2024	INTELIFE GROUP				17,905.14
			CIT007-B0324 - LITTER COLLECTION TEAM HOURLY RATE (NORM	VP283228	17,905.14	
EF119601	30/04/2024	IRINA PINGUET				30.00
			16042024 - REIMBURSEMENT FOR CAE ENTRY FEE		30.00	
EF119369	15/04/2024	IRON MEN HENDERSON PTY LTD				891.00
			INV-0089 - ANIMAL MANAGEMENT OFFICER TRAINING		594.00	
			INV-0104 - ANIMAL MANAGEMENT TRAINING		297.00	
EF119364	15/04/2024	IRON MOUNTAIN AUSTRALIA GROUP PTY LTD				110.00
			AUD452766 - STORAGE AND RETREIVAL OF RECORDS		110.00	
EF119747	30/04/2024	IRON MOUNTAIN AUSTRALIA GROUP PTY LTD				2,259.61
			AUD456169 - 2023-24 STORAGE AND RETREIVAL OF RECORDS		2,259.61	
EF119368	15/04/2024	IRP PTY LTD (INDUSTRIAL RECRUITMENT PARTNERS)				36,846.60
			C INV 24117 - LABOUR HIRE W/E 24/12/23 DEPOT		2,300.76	
			C INV 24522 - LABOUR HIRE W/E 10/03/24 DEPOT		1,835.13	
			C INV 24558 - LABOUR HIRE W/E 17/03/24 DEPOT		1,862.52	
			C INV 24563 - LABOUR HIRE W/E 17/03/24 DEPOT		1,862.52	
			C INV 24564 - LABOUR HIRE W/E 17/03/24 DEPOT		1,862.52	
			C INV 24602 - LABOUR HIRE W.E 4/2/2024		1,835.13	
			C INV 24603 - LABOUR HIRE W/E 24/3/24		2,328.15	
			C INV 24604 - LABOUR HIRE WE24/03/24		2,074.38	
			C INV 24605 - LABOUR HIRE WE 11/02/24		465.63	
			C INV 24606 - LABOUR HIRE WE 24/03/24		1,843.82	
			C INV 24607 - LABOUR 18/3/24 TO 22/3/24		2,300.76	
			C INV 24641 - LABOUR HIRE WE 31/03/2024		1,862.52	
			C INV 24643 - LABOUR HIRE WE31/03/24		1,862.52	
			C INV 24644 - LABOUR HIRE WE 31/03		1,259.45	
			C INV 24645 - LABOUR HIRE WE 31/03/24		1,843.82	
			C INV 24646 - LABOUR HIRE W/E 31/3/24		1,396.89	
			C INV 24685 - LABOUR HIRE WE 07/04/2024		1,835.13	
			C INV 24688 - LABOUR HIRE WE 07/04		1,654.57	
			C INV 24689 - LABOUR HIRE WE07/04/24		1,369.50	
			C INV 24690 - LABOUR HIRE WE 17/03/24		1,355.75	
			C INV 24691 - LABOUR HIRE 1/4/24 TO 5/4/24		1,835.13	
EF119749	30/04/2024	IRP PTY LTD (INDUSTRIAL RECRUITMENT PARTNERS)				18,550.33
			C INV 24329 - W.E 4/2/2024		2,099.08	
			C INV 24406 - W.E 18/2/2024		2,328.15	
			C INV 24487 - W.E 11/2/2024		1,222.41	
			C INV 24642 - BEN HERNANDEZ W.E 31/03/2024		1,862.52	
			C INV 24687 - LABOUR HIRE W/E 7/4/24		1,807.74	

## CEO's Delegated Payments List - Regulation 13(1)

## Local Government (Financial Management) regulations 1996 ATTACHMENT 1

## LIST OF MUNICIPAL PAYMENTS - Payment Detail for Month of April 2024

Payment No	Payment Date	Payee	Invoice Description	Contract	Invoice Amount	Payment Amount
			C INV 24732 - JOSHUA OWEN 9/4/24 TO 12/4/24		1,862.52	
			C INV 24734 - 8/4/24 TO 12/4/24		1,862.52	
			C INV 24776 - LABOUR HIRE 15/4/24 TO 19/4/24		1,835.13	
			C INV 24778 - LABOUR 15/4/24 TO 19/4/24		2,300.76	
			C INV-24686 - BEN HERNANDEZ W.E 07/04/2024		1,369.50	
EF119524	15/04/2024	ISUBSCRIBE PTY LTD				72.00
			INV-46792 - SUBSCRIPTIONS		72.00	
EF119366	15/04/2024	IVE DISTRIBUTION PTY LTD				2,684.81
			INDI0035381 - DISTRIBUTION COJ NEWSLETTER MARCH 2024		2,684.81	
EF119750	30/04/2024	IWORKHARD PTY LTD				423.50
			BOW180424 - SKIP BIN FOR STOREROOM CLEAN UP 18/4/24		423.50	
EF119682	30/04/2024	IXOM OPERATIONS PTY LTD				342.88
			6796952 - CHLORINE GAS SUPPLY AND UNIT HIRE		342.88	
EF119372	15/04/2024	J B PRECISE ENGINEERING				4,488.00
			D4349 - PARTS ONLY		4,488.00	
EF119585	30/04/2024	J BARRETT CONSTRUCTIONS PTY LTD				516.90
			198943 - RATES REFUND		516.90	
EF119271	15/04/2024	J BLACKWOOD & SON LTD				5,101.61
			CR02682734 - EARMUFFS BEHIND HEAD 31DB - CLASS 5 CREDIT FOR OVERCHARGE		-18.74	
			CR0291575 - EARMUFFS ABOVE HEAD 31DB - CLASS 5		-30.14	
			SI07409944 - EARMUFFS BEHIND HEAD 31DB - CLASS 5		18.75	
			SI07409944 - EARMUFFS BEHIND HEAD 31DB - CLASS 5	VP253695	187.70	
			SI07446771 - EARMUFFS ABOVE HEAD 31DB - CLASS 5		30.14	
			SI07446771 - EARMUFFS ABOVE HEAD 31DB - CLASS 5	VP253695	300.96	
			SI07567058 - GLASSES SAFETY UVEX WARRIOR DARK	VP253695	1,243.88	
			SI07574121 - PARTS & REPAIRS		327.71	
			SI07602262 - EARMUFFS ABOVE HEAD 31DB - CLASS 5	VP253695	180.58	
			SI07638976 - PARTS & REPAIRS		53.66	
			SI07640719 - WATER COOLER 5 LITRES	VP253695	181.10	
			SI07646112 - GLOVES RIGGERS, SIZE XL	VP253695	336.60	
			SI07646286 - GLOVES RIGGERS, SIZE L	VP253695	336.60	
			SI07654406 - EARMUFFS ABOVE HEAD 31DB - CLASS 5	VP253695	300.96	
			SI07718252 - PARTS & REPAIRS		397.61	
			SI07749859 - BATTERY D 1.5V E95		25.56	
			SI07756404 - STAR PICKET CAP		939.16	
			SI107668453 - RAKE 600MM PLASTIC		289.52	
EF119658	30/04/2024	J BLACKWOOD & SON LTD				1,325.56
			S107785634 - PARTS & REPAIRS		563.16	
			S107791503 - REACTIVE MATERIALS - LANDSCAPING MAINTEN		95.89	
			S107852564 - JBS- 9 DRAW TOOL CHEST BW:06756470		350.90	
			S107862884 - BARRIER MESH		315.61	
EF119392	15/04/2024	J.G ABBERTON & OTHERS (LAVAN)				2,013.55

## CEO's Delegated Payments List - Regulation 13(1)

## Local Government (Financial Management) regulations 1996 ATTACHMENT 1

## LIST OF MUNICIPAL PAYMENTS - Payment Detail for Month of April 2024

Payment No	Payment Date	Payee	Invoice Description	Contract	Invoice Amount	Payment Amount
			719918 - LEGAL FEES		2,013.55	
EF119193	15/04/2024	JACKSON MCDONALD				24,073.90
			540344 - LEGAL FEES		1,057.50	
			540738 - LEGAL FEES		22,077.00	
			540802 - LEGAL FEES		939.40	
EF119549	30/04/2024	JACKSON MCDONALD				7,381.00
			539036 - LEGAL FEES		4,425.30	
			539994 - FREEHOLD SUBDIVISION ADVICE		2,955.70	
EF119755	30/04/2024	JADE ORCHID DOLMAN (J.D. PENANGKE)				377.85
			632 - URBAN RHYTHMS ARTIST FEE		377.85	
EF119275	15/04/2024	JAMES BENNETT PTY LTD				2,390.18
			4819326 - CUSTOMER REQUESTS		56.51	
			4819327 - DISCRETIONARY SELECTIONS		109.12	
			4819328 - DISCRETIONARY SELECTIONS		119.09	
			4819329 - DISCRETIONARY SELECTIONS		25.29	
			4819330 - TITLES FOR KITS AS SELECTED		354.50	
			4819331 - DISCRETIONARY SELECTIONS		28.79	
			4820164 - DISCRETIONARY SELECTIONS		172.00	
			4820165 - DISCRETIONARY SELECTIONS		12.91	
			4820166 - DISCRETIONARY SELECTIONS		105.52	
			4820167 - CUSTOMER REQUESTS		52.00	
			4820168 - CUSTOMER REQUESTS		34.00	
			4820169 - DISCRETIONARY SELECTIONS		204.92	
			4820170 - DISCRETIONARY SELECTIONS		46.75	
			4820171 - TITLES FOR KITS AS SELECTED		1,068.78	
EF119662	30/04/2024	JAMES BENNETT PTY LTD				1,319.96
			4820685 - DISCRETIONARY SELECTIONS		42.87	
			4820686 - DISCRETIONARY SELECTIONS		76.29	
			4820687 - DISCRETIONARY SELECTIONS		108.76	
			4820688 - TITLES AS SELECTED FOR GRANT		35.95	
			4820689 - DISCRETIONARY SELECTIONS		52.76	
			4821771 - JOONDALUP LIBRARY DISCRETIONARY SELECT		28.79	
			4821772 - JOONDALUP LIBRARY DISCRETIONARY SELECT		264.48	
			4821773 - JOONDALUP LIBRARY DISCRETIONARY SELECT		18.39	
			4821774 - JOONDALUP LIBRARY CUSTOMER REQUESTS		39.60	
			4821776 - JOONDALUP LIBRARY DVDS AS SELECTED		115.80	
			4821777 - JOONDALUP LIBRARY CUSTOMER REQUESTS		44.13	
			4821778 - JOONDALUP LIBRARY		99.80	
			4821779 - JOONDALUP PUBLIC LIBRARY		31.27	
			4821780 - JOONDALUP PUBLIC LIBRARY		70.85	
			4821781 - DVDS AS SELECTED		20.95	
			4821782 - JOONDALUP PUBLIC LIBRARY		59.04	
			4821783 - WHITFORD PUBLIC LIBRARY		146.31	
			4821784 - WHITFORD PUBLIC LIBRARY		63.92	
EF119603	30/04/2024	JAMES ORR & LISA MICHIE				375.00
			209430 - VEHICLE CROSSING SIBSIDY		375.00	
EF119810	30/04/2024	JANE ELLEN PELUSEY				500.00
			INV-0379 - CAPTURING THE ESSENCE OF TREES		500.00	
EF119756	30/04/2024	JAPANESE TRUCK & BUS SPARES PTY LTD				1,388.65
			530828 - PARTS & REPAIRS		1,388.65	

## CEO's Delegated Payments List - Regulation 13(1)

## Local Government (Financial Management) regulations 1996 ATTACHMENT 1

## LIST OF MUNICIPAL PAYMENTS - Payment Detail for Month of April 2024

Payment No	Payment Date	Payee	Invoice Description	Contract	Invoice Amount	Payment Amount
EF119229	15/04/2024	JASON R CHERRY				123.30
			UBC24/0009 - REFUND BUILDING SERVICES LEVY		123.30	
EF119568	30/04/2024	JASON R CHERRY				61.65
			BPC24/0144 - REFUND BUILDING SERVICES LEVY		61.65	
EF119752	30/04/2024	JASON SIGNMAKERS				46,036.85
			36529 - REACTIVE CONTRACTORS - SIGN MAINTENANCE		410.30	
			37244 - BUS SHELTERS		45,626.55	
EF119375	15/04/2024	JB HI-FI GROUP PTY LTD T/AS JB HI-FI COMMERCIAL				14,820.33
			BD1373545 - MACBOOK PRO 14" M3 845GBSSD		2,656.65	
			BD1411822 - DELL DOCK WD-19S		1,439.40	
			BD1412345 - DELL LATITUDE 5540 XCTO		1,787.38	
			BD1412348 - DELL LATITUDE 5540 LAPTOP		7,149.52	
			BD1412711 - DELL LATITUDE 5540 XCTO		1,787.38	
EF119754	30/04/2024	JB HI-FI GROUP PTY LTD T/AS JB HI-FI COMMERCIAL				8,502.64
			BD1408090 - DELL DOCK WD-19S		287.88	
			BD1425877 - DELL P2722H MONITOR		1,210.76	
			BD1427878 - DELL 27" MONITOR P2722H		2,421.52	
			BD1428491 - DELL P2722H MONITOR		1,007.72	
			BD1433763 - DELL LATITUDE 5540 CTO		1,787.38	
			BD1434762 - DELL LATITUDE 5540 XCTO BASE		1,787.38	
EF119373	15/04/2024	JB HI-FI JOONDALUP				1,378.00
			104562291-98 - 4TB PORTABLE HARD DRIVE		189.00	
			304540193-98 - JUDGES PRIZES 2024 EVENTS		1,000.00	
			404547485-98 - ELGATO HD60 X EXTERNAL CAPTURE CARD		189.00	
EF119376	15/04/2024	JCDECAUX AUSTRALIA TRADING PTY LTD				848.57
			147062-MI-MAR-24 - FREEWAY BILLBOARD FOR ARETHA		848.57	
EF119912	30/04/2024	JEM PROMOTIONAL PRODUCTS				2,197.69
			128723 - RUNNER UP PRIZES - BASKETBALL		2,197.69	
EF119377	15/04/2024	JEM TRAINING PTY LTD				3,796.76
			2 - EMOTIONAL INTELLIGENCE 11/4/24		3,796.76	
EF119588	30/04/2024	JENNA COLAMEO				78.00
			3078297 - TEAM SPORTS REFUND		78.00	
EF119704	30/04/2024	JODIE LOUISE DAVIDSON				940.00
			723 - CHILDREN'S WORKSHOP10 APRIL		940.00	
EF119577	30/04/2024	JODY RYNSKI				500.00
			CRN-050424104239 - REBATE - CCTV		500.00	
EF119552	30/04/2024	JOHN CHESTER				2,746.67
			ALLOW-MTG-APR 2024 - MEETING FEE - APRIL 2024		2,746.67	
EF119572	30/04/2024	JOHN PAUL DOHERTY				500.00
			CRN-220124024828 - REBATE - CCTV		500.00	
EF119923	30/04/2024	JOHN ROBERT RAFTIS				2,746.67
			ALLOW-MTG-APR 2024 - MEETING FEE - APRIL 2024		2,746.67	
EF119231	15/04/2024	JONATHAN HEALEY				500.00
			CRN-310124042727 - REBATE - CCTV		500.00	
EF119788	30/04/2024	JONATHAN MONTEBELLO (MONTEBELLO CATERING)				275.00

## CEO's Delegated Payments List - Regulation 13(1)

## Local Government (Financial Management) regulations 1996 ATTACHMENT 1

## LIST OF MUNICIPAL PAYMENTS - Payment Detail for Month of April 2024

Payment No	Payment Date	Payee	Invoice Description	Contract	Invoice Amount	Payment Amount
			9729 - CLUB DEVELOPMENT CATERING		275.00	
113142	4/04/2024	JOONDALUP LIBRARY PETTY CASH				429.75
			PERIOD ENDING 27/03/24 - PETTY CASH		429.75	
EF119527	15/04/2024	JOONDALUP PLUMBING SERVICES				21,030.28
			6352/24 - FLEUR FRAME	00621	95.81	
			6358/24 - HILLARYS NORTH	00621	131.34	
			6359/24 - GIBSON PARK	00621	773.08	
			6360/24 - MARMION BEACH	00621	114.07	
			6361/24 - SORRENTO NORTH	00621	97.35	
			6362/24 - CAMBERWARRA PARK	00621	60.17	
			6363/24 - SORRENTO HALL	00621	60.17	
			6364/24 - CRAIGIE LEISURE	00621	134.97	
			6366/24 - CRAIGIE LEISURE	00621	76.67	
			6367/24 - SORRENTO NORTH	00621	95.81	
			6381/24 - CRAIGIE LEISURE CENTRE	00621	823.35	
			6385/24-1 - VARIOUS LOCATIONS	00621	1,323.74	
			6385/24-2 - VARIOUS LOCATIONS	00621	1,203.40	
			6388/24 - CRAIGIE LEISURE	00621	4,904.36	
			6389/24 - SORRENTO NORTH VANDAL DAMAGE	00621	241.62	
			6390/24 - DELAMERE PARK TOILETS REPAIR	00621	65.12	
			6391/24 - CRAIGIE LEISURE CENTRE REPAIRS	00621	142.67	
			6393/24 - CRAIGIE LEISURE CENTRE	00621	108.57	
			6394/24 - CRAIGIE LEISURE CENTRE	00621	108.57	
			6395/24 - CRAIGIE LEISURE CENTRE	00621	773.74	
			6396/24 - PRINCE REGENT PARK TOILETS	00621	162.58	
			6397/24 - JOONDALUP LIBRARY REPAIRS	00621	120.34	
			6399/24 - MULLALOO SOUTH TOILETS/CHANGEROOMS REPAIRS	00621	294.14	
			6400/24 - JOONDALUP CIVIC CENTRE REPAIRS	00621	60.17	
			6401/24 - PENISTONE PARK CLUBROOMS REPAIRS	00621	65.67	
			6402/24 - FLEUR FREAME PAVILLION REPAIRS	00621	60.17	
			6403/24 - HILLARYS ANIMAL BEACH TOILETS REPAIRS	00621	183.59	
			6404/24 - FLEUR FREAME PAVILLION REPAIRS	00621	145.31	
			6405/24 - CRAIGIE LEISURE CENTRE	00621	268.84	
			6406/24 - DUNCRAIG CHILD HEALTH CLINIC REPAIRS	00621	120.34	
			6407/24 - SEACREST PARK TOILETS REPAIR	00621	108.57	
			6408/24 - SORRENTO SOUTH TOILETS REPAIRS	00621	1,074.04	
			6409/24 - JOONDALUP ADMINISTRATION REPAIRS	00621	60.17	
			6410/24 - MULLALOO KEYWEST TOILETS REPAIR	00621	243.82	
			6411/24 - GUTTER CLEANING VARIOUS AREAS	00621	2,256.38	
			6412/24 - PINNAROO POINT BEACH PARK	00621	393.91	
			6413/24 - BARRIDALE PARK	00621	202.62	
			6414/24 - MIRROR PARK	00621	531.03	

## CEO's Delegated Payments List - Regulation 13(1)

## Local Government (Financial Management) regulations 1996 ATTACHMENT 1

## LIST OF MUNICIPAL PAYMENTS - Payment Detail for Month of April 2024

Payment No	Payment Date	Payee	Invoice Description	Contract	Invoice Amount	Payment Amount
			6415/24 - NORMAL WORKING HOURS QUALIFIED PLUMBING	00621	463.16	
			6416/24 - SORRENTO BOWLING	00621	114.95	
			6417/24 - HILLWOOD PARK SOUTH	00621	594.88	
			6418/24 - PINNAROO POINT PARK	00621	133.54	
			6420/24 - CHICHESTER C/ROOMS	00621	820.38	
			6423/24 - NORMAL WORKING HOURS QUALIFIED PLUMBING	00621	137.39	
			6425/24 - NORMAL WORKING HOURS QUALIFIED PLUMBING	00621	486.97	
			6429/24 - NORMAL WORKING HOURS QUALIFIED PLUMBING	00621	109.40	
			6430/24 - NORMAL WORKING HOURS QUALIFIED PLUMBING	00621	483.34	
EF119911	30/04/2024	JOONDALUP PLUMBING SERVICES				6,272.19
			5472/24 - NORMAL WORKING HOURS QUALIFIED PLUMBING	00621	120.34	
			6398/24 - NORMAL WORKING HOURS QUALIFIED PLUMBING	00621	1,388.09	
			6466/24 - NORMAL WORKING HOURS QUALIFIED PLUMBING	00621	1,101.76	
			6467/24 - NORMAL WORKING HOURS QUALIFIED PLUMBING	00621	235.57	
			6468/24-1 - NORMAL WORKING HOURS QUALIFIED PLUMBING	00621	1,174.45	
			6468/24-2 - NORMAL WORKING HOURS QUALIFIED PLUMBING	00621	763.62	
			6469/24 - OCEAN REEF MARINA	00621	339.90	
			6470/24 - NORMAL WORKING HOURS QUALIFIED PLUMBING	00621	314.71	
			6471/24 - JUNIPER PARK	00621	429.22	
			6473/24 - EMERALD C/ROOMS	00621	344.36	
			6474/24 - NEIL HAWKINS PARK	00621	60.17	
EF119417	15/04/2024	KADESJADA TRUST (ONE 20 PRODUCTIONS)				11,923.56
			16568 - TRUSS & LIGHTING - ELECTRIC KINGDOM		11,923.56	
EF119578	30/04/2024	KALPESH FULCHAND SHAH				150.00
			INWE24/21516 - ANIMAL ID 126672		150.00	
EF119320	15/04/2024	KAREN ELIZABETH DENNETT				1,425.00
			INV-0014 - YOUTH MENTORING		1,425.00	
EF119712	30/04/2024	KAREN ELIZABETH DENNETT				4,910.00
			INV-0015 - LEVEL-UP BUSINESS PROGRAM		4,910.00	
EF119586	30/04/2024	KAREN STEWART				86.02
			208328 - RATES REFUND		86.02	
EF119317	15/04/2024	KARRAL PTY LTD (DASCO SUPPLY GROUP)				442.90
			811879 - PARTS		442.90	
EF119602	30/04/2024	KELLY M DZIENIS				65.00
			3083465 - TEAM SPORTS REFUND		65.00	
EF119379	15/04/2024	KENNARDS HIRE				1,020.00
			26070033 - 2 X MATERIAL HOISTS TO SUPPORT		1,020.00	
EF119305	15/04/2024	KEVEN JOHN SMITH Tas CHITTERING VALLEY WORM FARM				550.00
			7790 - WORM FARM ACTIVITY		550.00	
EF119221	15/04/2024	KIRSTEN THAMERUS				51.66
			INW24/18968 - ANIMAL REGISTRATION REFUND		51.66	



## CEO's Delegated Payments List - Regulation 13(1)

## Local Government (Financial Management) regulations 1996 ATTACHMENT 1

## LIST OF MUNICIPAL PAYMENTS - Payment Detail for Month of April 2024

Payment No	Payment Date	Payee	Invoice Description	Contract	Invoice Amount	Payment Amount
EF119529	15/04/2024	KLEENIT PTY LTD				7,486.76
			167617 - PRESSURE CLEAN BOARDWALKS	02922	2,692.26	
			168862 - GRAFFITI PAINT OUT W/E 15/03/24 VARIOIS AREAS	02922	2,131.27	
			169088 - GRAFFITI PAINT OUT W/E 22/03/24 VARIOUS AREAS	02922	2,663.23	
EF119914	30/04/2024	KLEENIT PTY LTD				6,101.42
			168220 - HIGH PRESSURE WASH - INCLUDING PAVEMENT	02922	313.50	
			168221 - REMOVE OF OIL / INK / STAINS - NORMAL HO	02922	2,692.26	
			169123 - GRAFFITI CONTROL SERVICES	02922	2,175.89	
			169234 - GRAFFITI PAINT OUT - WATERBASED PAINT -	02922	346.63	
			169388 - GRAFFITI PAINT OUT - WATERBASED PAINT -	02922	573.14	
EF119760	30/04/2024	KL MEDIA PTY LTD (ALL ACCESS AUSTRALASIA)				536.70
			1161889 - CUSTOMER REQUESTS		30.12	
			1161890 - DVDS AS SELECTED		13.86	
			1161891 - CUSTOMER REQUESTS		30.80	
			1161892 - SELECTED DVDS - AF		314.00	
			1161893 - IN DEMAND DVDS		35.06	
			1161894 - SELECTED JNR DVDS		112.86	
EF119600	30/04/2024	KYLE ADAMS				130.00
			12042024 - SUMMER 2023/2024 REMAINING CREDIT		130.00	
EF119380	15/04/2024	KYOCERA DOCUMENT SOLUTIONS AUSTRALIA PTY LTD				3,515.16
			90906325 - IMS RVG2200606/RCC2301915		452.86	
			90925698 - RBT1502477 DUNCRAIG LIBRARY		11.14	
			90925699 - FINANCE RVQ2X06535/VCZ9Z13355		60.28	
			90925700 - CUST SERVICE RVQ2Y06665/RFN0902096		84.43	
			90925701 - PHOTOCOPYING FOR MAYOR'S OFFICE FEB - MARCH 24 RCC2902372 & RVQ2705579		42.15	
			90925703 - RVQ3X09062 WHITFORDS LIBRARY		350.64	
			90925704 - ADMIN WASTE RCC2802267		18.21	
			90925705 - DCS PA'S OFFICE RCC2802201		155.52	
			90925707 - RVQ1X02365 LIBRARY ADMIN		15.72	
			90925708 - CEO'S PA RCC2802196		54.22	
			90925709 - PHOTOCOPYING FOR HEALTH FEB - MARCH 24 RVQ2806462		123.27	
			90925710 - RVG2901544 CDLS & LCS		395.40	
			90925713 - CEO'S OFFICE RVQ2705557		155.18	
			90925714 - PHOTOCOPYING FOR BUILDING FEB - MARCH 24 RVQ2103727		26.85	
			90925715 - REF LIBRARY RVQ1X02492/RVQ3Y09243		207.70	
			90925717 - WOODVALE LIBRARY RVQ2Y06647/V5S8101777		53.81	
			90925718 - WORKS DEPOT RBT9300536/RBT9Y01080 RBT1502482/RBT1502618/RVQ3Y09238		202.74	
			90925720 - PHOTOCOPYING FOR PALNNING FEB - MARCH 24 RFJ9800528 & RFN0101241		132.95	
			90925722 - WOODVALE LIBRARY H8C3600007		70.14	

## CEO's Delegated Payments List - Regulation 13(1)

## Local Government (Financial Management) regulations 1996 ATTACHMENT 1

## LIST OF MUNICIPAL PAYMENTS - Payment Detail for Month of April 2024

Payment No	Payment Date	Payee	Invoice Description	Contract	Invoice Amount	Payment Amount
			90925723 - RVQ2805751 STRATEGIC DEVELOPMENT		69.21	
			90925724 - DUN LIBRARY RCC9Z00891/RVQ2Y06641 V5S8101776/RBT1502614/RCC2802288		150.36	
			90925725 - WORKS DEPOT RVG3301994		352.19	
			90925726 - RBT2X04212 CEOMFP		46.59	
			90925727 - RCC8800199 RANGERS		132.63	
			90925728 - RCC8800197 LIBRARY LOCAL HISTORY		51.15	
			90925730 - ECONOMIC DEVE RVQ2Y06638		80.75	
			90925731 - RVQ2Y06659 IT DEPARTMENT		19.07	
EF119759	30/04/2024	KYOCERA DOCUMENT SOLUTIONS AUSTRALIA PTY LTD				1,208.98
			90925702 - HEATHRIDGE LC RCC2301923		111.73	
			90925706 - RFJ9X00769 HR DEPT		156.28	
			90925712 - VCZ8Y08580,VCZ2930489,RFJ9800524, RBT9200412,RCC2902370,VCZ2930482, VCZ2930479,RBT2X04226 CLC		190.69	
			90925719 - RBT0501333 CLC		53.98	
			90940484 - ECOSYS MA3500CIX 35PPM MFP A4 COLOR		696.30	
EF119490	15/04/2024	L & T VENABLES				619.90
			10082213 - PARTS ONLY		186.03	
			10082427 - PARTS ONLY		44.45	
			10082428 - PARTS ONLY		154.49	
			10082650 - DRAINAGE MTCE		234.93	
EF119866	30/04/2024	L.P AIKEN & D.J BEER & T.D BOYCE AND OTHERS (THOMSON GEER)				8,229.99
			1282314 - ECO SHARK BARRIER CONTRACT		8,229.99	
EF119389	15/04/2024	LACTALIS AUSTRALIA PTY LTD				316.44
			238319356 - MILK TO THE WOC DELIVERY 05/07/2023 -		79.11	
			238372334 - MILK TO THE WOC DELIVERY 05/07/2023 -		79.11	
			238399290 - MILK TO THE WOC DELIVERY 05/07/2023 -		79.11	
			238458390 - MILK TO THE WOC DELIVERY 05/07/2023 -		79.11	
EF119769	30/04/2024	LACTALIS AUSTRALIA PTY LTD				79.11
			238514379 - MILK TO THE WOC DELIVERY 05/07/2023 -		79.11	
EF119381	15/04/2024	LANDGATE MIDLAND				1,284.92
			392126 - GROSS RENTAL VALUATIONS 2/3-15/3/24		1,284.92	
EF119761	30/04/2024	LANDGATE MIDLAND				1,060.26
			392483 - VG SCHEDULE G2024/07		1,060.26	
EF119901	30/04/2024	LANDMARK ENGINEERING & DESIGN PTY LTD T/AS EXTERIA				25,920.40
			SI2000181 - STRUCTURES - EXT CONT		25,920.40	
EF119212	15/04/2024	LATISHA SPARKS				98.50
			3281779 - GYM MEMBERSHIP REFUND		98.50	
EF119564	30/04/2024	LAUREN CROSS				578.80
			1045445_18/04/23 - GIFT CARDS REIMBURSEMENT		578.80	
EF119383	15/04/2024	LAWRENCE & HANSON GROUP PTY LTD				69,048.66
			1015485 - LIGHTING		69,048.66	
EF119766	30/04/2024	LAWRENCE & HANSON GROUP PTY LTD				21,876.32
			1211968 - LIGHTING - EXT CONT		21,876.32	

## CEO's Delegated Payments List - Regulation 13(1)

## Local Government (Financial Management) regulations 1996 ATTACHMENT 1

## LIST OF MUNICIPAL PAYMENTS - Payment Detail for Month of April 2024

Payment No	Payment Date	Payee	Invoice Description	Contract	Invoice Amount	Payment Amount
EF119391	15/04/2024	LEARNING LOGIC PTY LTD				250.75
			D28913 - BINGO GAMES STAGES 1-2		250.75	
EF119764	30/04/2024	LEDA SECURITY PRODUCTS PTY LTD				2,890.65
			38384 - STRUCTURES		2,890.65	
EF119393	15/04/2024	LEEWAY GROUP PTY LTD				705.05
			2010 - PINNAROO POINT TOILET LEAK		705.05	
EF119570	30/04/2024	LEISA K JENSEN				1,714.97
			109948 - RATES REFUND		1,714.97	
EF119429	15/04/2024	LEONIE HELEN THOMPSON (THE POSTER GIRLS)				175.10
			15942 - WINGS CAMPAIGN POSTER DISTRIBUTION		82.50	
			16132 - DISTRIBUTION OF POSTERS AND FLYERS CAE		92.60	
EF119813	30/04/2024	LEONIE HELEN THOMPSON (THE POSTER GIRLS)				1,603.65
			16130 - A3 POSTER DISTRIBUTION		284.00	
			16168 - COLLECTION FROM COJ		1,319.65	
EF119915	30/04/2024	LES MILLS AUSTRALIA				1,818.52
			1251158 - 2023-24 CRAIGIE LEISURE CENTRE LICENSING		1,863.83	
			1253325 - LICENSEE LATE PAYMENT FEE REVERSAL		-45.31	
EF119565	30/04/2024	LEWIS HUTTON				2,746.67
			ALLOW-MTG-APR 2024 - EXPENSE REIMBURSEMENT - APRIL 2024		2,746.67	
EF119916	30/04/2024	LGISWA				12.60
			PL00110_11/04/24 - RE-ISSUE OF RETURNED REFUND		12.60	
EF119388	15/04/2024	LIBERTY EXECUTIVE OFFICES (JOONDALUP) PTY LTD				376.75
			LE07/12437 - OSPREY MEETING ROOM - THRIVE WORKSHOPS		376.75	
113159	18/04/2024	LIBRARY ADMIN PETTY CASH				400.20
			PERIOD ENDING 15/04/24 - PETTY CASH		400.20	
EF119198	15/04/2024	LISA ESTRANO				424.00
			1045605_29/02/24 - REIMBURSEMENT FOR CATERING		144.00	
			1045605_29/02/24/2 - REIMBURSEMENT FOR CATERING		280.00	
EF119590	30/04/2024	LISA HAMILTON				130.00
			3117190 - TEAM SPORTS REFUND		130.00	
EF119611	30/04/2024	LISA MASSANG				656.00
			1047260_12/04/24 - REFUND 4 UPGRADES		656.00	
EF119466	15/04/2024	LIZO PTY LTD				2,077.20
			79506#7 - PARTS		273.20	
			79658#7 - 3318 - PURCHASE OF MINOR PLANT		1,804.00	
EF119845	30/04/2024	LIZO PTY LTD				4,548.05
			79753 #7 - 3318 - PURCHASE OF MINOR PLANT		1,316.65	
			79812#4 - HARNESS - ADV UNIVERSAL - FS 55-560		660.00	
			79824#7 - 3318 - PURCHASE OF MINOR PLANT		2,571.40	
EF119762	30/04/2024	LLOYD GEORGE ACOUSTICS PTY LTD				1,056.00
			9381 - CONSULTANCY		1,056.00	
EF119528	15/04/2024	LNLC PTY LTD T/AS KELYN TRAINING SERVICES				7,980.00

## CEO's Delegated Payments List - Regulation 13(1)

## Local Government (Financial Management) regulations 1996 ATTACHMENT 1

## LIST OF MUNICIPAL PAYMENTS - Payment Detail for Month of April 2024

Payment No	Payment Date	Payee	Invoice Description	Contract	Invoice Amount	Payment Amount
			32919 - BWTM TRG 28-29 FEB 2024		3,990.00	
			32969 - TRAFFIC CONTROL TRAINING		3,990.00	
EF119765	30/04/2024	LOCAL BMX PTY LTD				3,080.00
			12404 - 2024 BMX PRIZES		3,080.00	
EF119547	30/04/2024	LOCAL GOVERNMENT PLANNERS ASSOCIATION WA DIVISION				745.00
			10609 - 1 X REGISTRATION LGPA MEMBER - M FARRELL		65.00	
			10632 - 8 X REGISTRATION NON-MEMBERS		680.00	
EF119197	15/04/2024	LOCAL GOVERNMENT PROFESSIONALS AUSTRALIA WA				1,335.00
			37870 - INDUCTION TO LOCAL GOVT		420.00	
			37975 - INDUCTION TO LOCAL GOVERNMENT WORKSHOP		420.00	
			38094 - WORKSHOP REG - 25 MARCH 2024		495.00	
EF119556	30/04/2024	LOCAL GOVERNMENT PROFESSIONALS AUSTRALIA WA				495.00
			38459 - FINANCE FOR NON-FINANCIAL PEOPLE		495.00	
EF119384	15/04/2024	LOCHNESS UNIT TRUST T/AS LOCHLANDSCAPE SERVICES				11,994.29
			88989 - 5,001M2 TO 10,000M2 - SCHEDULED - MOWING	00423	2,014.87	
			89010 - VARIOUS LOCATIONS	00423	9,979.42	
EF119767	30/04/2024	LOCHNESS UNIT TRUST T/AS LOCHLANDSCAPE SERVICES				6,789.09
			89066 - ASSISTANT MOWING	00423	3,889.60	
			89067 - 5,001M2 TO 10,000M2 - SCHEDULED - MOWING	00423	2,899.49	
EF119598	30/04/2024	LORI FRAZIER				65.00
			3119704 - TEAM SPORTS REFUND		65.00	
EF119494	15/04/2024	LOTHIAN TRUST (IRON TECH INDUSTRIES)				2,685.88
			7132 - SOUTHERN CROSS PARK REPAIRS	03122	1,062.73	
			7144 - REPAIR STAINLESS STEEL FENCE WEST COAST DRV	03122	1,623.15	
EF119880	30/04/2024	LOTHIAN TRUST (IRON TECH INDUSTRIES)				12,322.97
			7138 - NORMAL WORKING HOURS - ON SITE	03122	3,285.15	
			7145 - MAYHILL PL CRAIGIE	03122	9,037.82	
EF119202	15/04/2024	LOUISE BETH MARSHALL				57.00
			Q3 2023/24 - VOLUNTEER SUBSIDY REIMBURSEMENT		57.00	
EF119199	15/04/2024	LUKE WILLCOCK				1,197.00
			1045836_05/04/24 - REIMBURSEMENT ACCOMMODATION EXPENSES		1,197.00	
EF119771	30/04/2024	LUNA CINEMAS PTY LTD & PALACE NOMINEES PTY LTD				1,710.00
			LUNI00524 - A FORTUNATE LIFE LIVE THEATRE - SENIORS		1,710.00	
EF119395	15/04/2024	M M ELECTRICAL MERCHANDISING				68,811.82
			388606-693 - LIGHTING		68,811.82	
EF119435	15/04/2024	M P ROGERS & ASSOCIATES PTY LTD				4,091.05
			24333 - REACTIVE CONTRACTORS - FURNITURE MAINTEN		1,126.03	
			24373 - PROVISION OF MARINE AND COASTAL ENGINEER	VP287323	2,965.02	
EF119817	30/04/2024	M P ROGERS & ASSOCIATES PTY LTD				9,236.88
			24374 - REACTIVE CONTRACTORS - FURNITURE MAINTEN		9,236.88	
EF119253	15/04/2024	MAIA FINANCIAL PTY LIMITED				103,046.23

## CEO's Delegated Payments List - Regulation 13(1)

## Local Government (Financial Management) regulations 1996 ATTACHMENT 1

## LIST OF MUNICIPAL PAYMENTS - Payment Detail for Month of April 2024

Payment No	Payment Date	Payee	Invoice Description	Contract	Invoice Amount	Payment Amount
			C43601 - SPIN BIKES		6,666.18	
			C43602 - CARDIO LEASE AGREEMENT PAYMENT FOR LC		34,392.08	
			C43603 - GYM ACCESSORIES		3,575.66	
			C43604 - AUTOMATED STRENGTH		10,020.90	
			C43605 - FREE WEIGHTS		6,962.48	
			C43606 - PAVI FLOORING		1,017.85	
			C43607 - CARDIO EQUIPMENT		9,245.78	
			C43608 - PIN LOADED		16,918.73	
			C43609 - PLATE LOADED EQUIPMENT		14,246.57	
EF119396	15/04/2024	MAIN ROADS WESTERN AUSTRALIA				17,852.95
			8022200 - ORBELL ROAD HILLARYS		8,229.11	
			8022201 - GLENGARRY DRIVE DUNCRAIG		3,563.93	
			8022202 - SEACREST DVE SORRENTO		3,211.60	
			8022243 - LINE MARKING		2,848.31	
EF119775	30/04/2024	MAIN ROADS WESTERN AUSTRALIA				230,182.77
			8022133 - DESIGN - EXT CONT		214,168.96	
			8022319 - LINEMARKING		6,867.97	
			8022327 - LINE MARKING		9,145.84	
EF119492	15/04/2024	MAMMOTH SECURITY PTY LTD				847.00
			V00339023 - JOONDALUP LIBRARY		847.00	
EF119878	30/04/2024	MAMMOTH SECURITY PTY LTD				1,045.00
			V00339004 - DURESS ALARMS 24/7 BACK TO BASE MONITOR		1,045.00	
EF119530	15/04/2024	MANHEIM PTY LTD				655.60
			5509741136 - ABANDONED VEHICLES		655.60	
EF119917	30/04/2024	MARC ASH PHOTOGRAPHY				2,420.00
			1836 - GROUP FITNESS PHOTOSHOOT		2,420.00	
EF119315	15/04/2024	MARGARET DOROTHY DAVIES				700.00
			23122103 - BRAMSTON PARK		700.00	
EF119734	30/04/2024	MARIA-SHANTI GELMI (SHANTI GELMI)				220.00
			INV20245 - ARTWORK INSTALLATION - THREADED		220.00	
EF119205	15/04/2024	MARIE DOMINIQUE AUDREY BRINK				52.80
			INWE24/16495 - REFUND - PARKING TICKET		52.80	
EF119778	30/04/2024	MARINDUST SALES & ACE FLAGPOLES				4,972.00
			23596 - SCHEDULE CONTRACTORS - SPORTS INFRA MAIN		4,972.00	
EF119237	15/04/2024	MARK & COLLEEN BINNING				375.00
			117226 - VEHICLE CROSSING SUBSIDY		375.00	
EF119219	15/04/2024	MARK BROWN				500.00
			CRN-310124052507 - CCTV REBATE SCHEME REFUND		500.00	
EF119782	30/04/2024	MARKETFORCE PTY LTD				321.19
			1724899 - TENDER DOCUMENT ADVERTISING		719.07	
			1734990 - TENDER 003/24		-397.88	
			1734992 - SATURDAY LOCAL GOVERNMENT TENDERS		707.83	
			1734992 - TENDER 016/24 & 020/24		-707.83	
EF119621	30/04/2024	MARTIN REED				500.00
			CRN-210224094143 - REBATE - CCTV		500.00	
EF119591	30/04/2024	MARY JONES				195.00
			3061308 - TEAM SPORTS REFUND		195.00	
EF119653	30/04/2024	MASOUD VALIPOUR (ARAX CONSULTING)				2,108.15

## CEO's Delegated Payments List - Regulation 13(1)

## Local Government (Financial Management) regulations 1996 ATTACHMENT 1

## LIST OF MUNICIPAL PAYMENTS - Payment Detail for Month of April 2024

Payment No	Payment Date	Payee	Invoice Description	Contract	Invoice Amount	Payment Amount
			INV-0149 - PERCY DOYLE OUTDOOR YOUTH		2,108.15	
EF119787	30/04/2024	MASTERS SWIMMING WESTERN AUSTRALIA INC				1,650.00
			INV-0147 - SPONSORSHIP		1,650.00	
EF119576	30/04/2024	MATT NEVES				69.90
			170863 - PURCHASE OF NETBALLS		69.90	
EF119777	30/04/2024	McGEES PROPERTY				2,860.00
			32102 - HEATHRIDGE CHILD HEALTH CENTRE		1,430.00	
			32103 - CURRAMBINE CHILD HEALTH CENTRE		1,430.00	
EF119201	15/04/2024	MELANIE ATKINSON				209.00
			Q3 2023/24 - VOLUNTEER SUBSIDY REIMBURSEMENT		209.00	
EF119731	30/04/2024	MERCEDES SIENA PAECH GOWLETT				1,103.34
			12 - STAGE MANAGEMENT FOR COMMUNITY CCP		1,103.34	
EF119407	15/04/2024	MESS BOOKS PTY LTD				14,195.50
			INV-1118 - PRODUCTION OF 25 YEAR ART COLLECTION		14,195.50	
EF119399	15/04/2024	METRO HARDWARE PTY LTD				1,232.00
			49930 - CEMENT GP GREY - 20KG		1,232.00	
EF119573	30/04/2024	MICHAEL CUBBAGE				500.00
			CRN-130324122218 - REBATE - CCTV		500.00	
EF119618	30/04/2024	MICHELLE JAKOB				75.00
			INW24/3391 - ANIMAL ID 127011		75.00	
EF119397	15/04/2024	MINDARIE REGIONAL COUNCIL				209,043.77
			SINV-048469 - DISPOSAL OF MIXED GREEN WASTE		392.17	
			SINV-048688 - LITTER TEAM 22-31/3/24		2,159.30	
			SINV-048710 - BULK WASTE 28/3/24		1,574.63	
			SINV-048711 - DOMESTIC WASTE 22-30/3/24		122,781.17	
			SINV-048720 - LITTER TEAM 1-4/4/24		1,534.77	
			SINV-048743 - WASTE		79,859.26	
			SINV-08681 - GENERAL WASTE 15/03/24 & 21/03/24		742.47	
EF119776	30/04/2024	MINDARIE REGIONAL COUNCIL				276,518.15
			SINV-048749 - DISPOSAL OF MIXED GREEN WASTE		4,221.36	
			SINV-048757 - LITTER TEAM 5-11/4/24		1,722.47	
			SINV-048781 - DOMESTIC WASTE 5-11/4/24		96,975.88	
			SINV-048782 - GENERAL WASTE		709.25	
			SINV-048786 - GOVERNANCE AND ADMIN FEES FY24		71,141.29	
			SINV-048800 - LITTER TEAM 12-18/4/24		1,994.87	
			SINV-048822 - DOMESTIC WASTE 12-18/4/24		99,753.03	
EF119238	15/04/2024	MITCHELL BOWE				20.00
			BPC24/0362 - BUILDING APPLICATION FEES REFUND		20.00	
EF119791	30/04/2024	MIXED INK PTY LTD				2,216.50
			INV-8941 - SIGNS - ADVISORY - EXT CONT		2,216.50	
EF119356	15/04/2024	MKI GROUP PTY LTD (HUMANNESS)				3,135.00
			INV-H0424-001 - REVIEW OF WASTE CONTENT FOR NEW WEBSITE		1,155.00	
			INV-H0424-002 - REVIEW OF BUSINESS APPROVAL CONTENT		1,980.00	
EF119741	30/04/2024	MKI GROUP PTY LTD (HUMANNESS)				7,301.25

## CEO's Delegated Payments List - Regulation 13(1)

## Local Government (Financial Management) regulations 1996 ATTACHMENT 1

## LIST OF MUNICIPAL PAYMENTS - Payment Detail for Month of April 2024

Payment No	Payment Date	Payee	Invoice Description	Contract	Invoice Amount	Payment Amount
			INV-H0424-005 - REVIEW OF DEVELOPER CONTENT FOR NEW WEBS		1,361.25	
			INV-H0424-006 - REVIEW OF BUSINESS APPROVAL CONTENT		1,980.00	
			INV-H0424-007 - REVIEW OF EDA CONTENT FOR NEW WEBSITE		1,980.00	
			INV-H0424-009 - REVIEW OF EDA CONTENT FOR NEW WEBSITE		1,980.00	
EF119405	15/04/2024	MMM (WA) PTY LTD			23,755.60	
			103667 - REMOVAL OF PART OF THE SHARK NET FOOTING SORRENTO BEACH		23,755.60	
EF119403	15/04/2024	MMTD WA PTY LTD (UNIFY DIGITAL)			2,062.50	
			INV-1855 - DIGITAL ADVERTISING PHASE 2		2,062.50	
EF119774	30/04/2024	MODERN TEACHING AIDS PTY LTD			342.88	
			45796321 - CRECHE EQUIPMENT		284.63	
			45880499 - CRECHE EQUIPMENT		58.25	
EF119789	30/04/2024	MONDOLUCE (AUST) PTY LTD			4,830.60	
			INV/2024/04/0066 - TEST LUMINAIRES FOR BUILDING FACADE.		4,830.60	
EF119400	15/04/2024	MOORE AUSTRALIA (WA) PTY LTD	AS AGENT		1,320.00	
			3981 - 2024 BUDGET WORKSHOP - 1 MARCH 2024		1,320.00	
EF119783	30/04/2024	MOORE AUSTRALIA (WA) PTY LTD	AS AGENT		2,200.00	
			4245 - 2024 FINANCIAL REPORTING WORKSHOP 17 MAY		2,200.00	
EF119531	15/04/2024	MOVIES BY BURSWOOD			540.00	
			855 - SCREENING OF CABARET		540.00	
EF119404	15/04/2024	MY MEDIA INTELLIGENCE PTY LTD			1,327.48	
			INV-3090 - COPYRIGHT		1,327.48	
EF119401	15/04/2024	N.F DOUGLAS & P GILLET & F.D GRIGICH & D MCLEOD & D NICHOLSO			17,243.23	
			134831 - LEGAL FEES		7,700.00	
			134921 - LEGAL FEES		2,195.15	
			134922 - LEGAL FEES		598.40	
			134923 - LEGAL FEES		598.40	
			134924 - LEGAL FEES		660.00	
			134925 - LEGAL FEES		932.25	
			134926 - LEGAL FEES		946.55	
			135147 - LEGAL FEES		1,530.65	
			135170 - LEGAL FEES		2,081.83	
EF119784	30/04/2024	N.F DOUGLAS & P GILLET & F.D GRIGICH & D MCLEOD & D NICHOLSO			3,072.85	
			134443 - LEGAL FEES		2,547.60	
			134927 - LEGAL FEES		525.25	
EF119495	15/04/2024	NANCY & SUSAN P ZUVELA T/AS WATTLEUP TRACTORS			3,223.05	
			1303065 - PARTS ONLY		1,521.05	
			1303550 - PARTS		1,702.00	
EF119881	30/04/2024	NANCY & SUSAN P ZUVELA T/AS WATTLEUP TRACTORS			990.00	
			0303668 - BLADE - FLINGTIP - LAZERBLADEZ NO UPLIFT		396.00	
			1303593 - BLADE LASER PEGASUS		594.00	
EF119794	30/04/2024	NATURAL AREA HOLDINGS PTY LTD	(NATURAL AREA MANAGEMENT)		16,161.75	
			22471 - REACTIVE CONTRACTORS - WATERING		3,168.00	
			22473 - LABOUR: REMOVAL OF ALGAE, DEBRIS, OR AQU	VP383197	1,993.75	

## CEO's Delegated Payments List - Regulation 13(1)

## Local Government (Financial Management) regulations 1996 ATTACHMENT 1

## LIST OF MUNICIPAL PAYMENTS - Payment Detail for Month of April 2024

Payment No	Payment Date	Payee	Invoice Description	Contract	Invoice Amount	Payment Amount
			22481 - SUPPLY AND INSTALLATION OF TEMPORARY FEN	VP400238	11,000.00	
EF119557	30/04/2024	NBN CO LIMITED				2,169.45
			300207433 - VARIOUS REPAIRS		2,169.45	
EF119200	15/04/2024	NERIDA MOREDOUNDT				400.00
			1046483_28/03/24 - DESIGN REVIEW PANEL 20/3/24		400.00	
EF119409	15/04/2024	NEVERFAIL SPRINGWATER LIMITED				359.00
			INV-001559397 - PLANNING SERVICES		119.50	
			INV-001559420 - 15LTR WATER BOTTLES		72.00	
			INV-001581680 - 15LTR WATER BOTTLES		48.00	
			INV-001581683 - SUPPLY OF WATER FOR PLANNING SERVICES		119.50	
EF119795	30/04/2024	NEVERFAIL SPRINGWATER LIMITED				48.00
			INV-001581685 - CUSTOMER CARE WATER		48.00	
EF119213	15/04/2024	NICHOLAANTHONY				150.00
			INW24/18768 - DOG REGISTRATION REFUND		150.00	
EF119624	30/04/2024	NICKY DANGAR				500.00
			CRN-140324060524 - REBATE - CCTV		500.00	
EF119619	30/04/2024	NICOLA MACPHERSON				100.00
			INWE24/23008 - ANIMAL ID 126226		100.00	
EF119536	15/04/2024	NICOLA RHODES				214.39
			PR00137_2/4/24 - VARIOUS FOOD ITEMS		214.39	
EF119798	30/04/2024	NIGHTLIFE MUSIC PTY LTD				407.00
			747697 - 12 MONTH MUSIC SUBSCRIPTION		407.00	
EF119412	15/04/2024	NOMA PTY LTD (NOMA*)				400.00
			MN00178_28/03/24 - DESIGN REVIEW PANEL 20/3/24		400.00	
EF119413	15/04/2024	NONPLUS PTY LTD				4,400.00
			COJ006 - PUBLICITY STRATEGY - JOONDALUP FESTIVAL		4,400.00	
EF119408	15/04/2024	NORTHERN DISTRICTS PEST CONTROL				2,519.00
			9478 - SUPPLY & APPLICATION OF TERMITE TREATMEN	VP387742	352.00	
			9486 - FORREST PARK COMMUNITY CENTRE	VP387742	539.00	
			9494 - TECHNICIAN NORMAL TIME	VP387742	264.00	
			9500 - SUPPLY & APPLICATION OF COCKROACH TREATM	VP387742	352.00	
			9501 - TECHNICIAN NORMAL TIME	VP387742	176.00	
			9511 - REFILL RODENT BAIT STATION INCL. 6 BAITS	VP387742	660.00	
			9513 - RAVEN LANE JOONDALUP	VP387742	176.00	
EF119792	30/04/2024	NORTHERN DISTRICTS PEST CONTROL				7,408.50
			9431 - SUPPLY & APPLICATION OF ANT TREATMENT	VP387742	286.00	
			9432 - SUPPLY & APPLICATION OF ANT TREATMENT OU	VP387742	286.00	
			9512 - CLC SESSIONS CAFE	VP387742	335.50	
			9521 - SUPPLY & INSTALL RODENT BAIT STATION INC	VP387742	539.00	
			9524 - REFILL RODENT BAIT STATION INCL. 6 BAITS	VP387742	4,114.00	
			9529 - SUPPLY & APPLICATION OF COCKROACH TREATM	VP387742	374.00	
			9533 - SUPPLY & INSTALL RODENT BAIT STATION INC	VP387742	539.00	



## CEO's Delegated Payments List - Regulation 13(1)

## Local Government (Financial Management) regulations 1996 ATTACHMENT 1

## LIST OF MUNICIPAL PAYMENTS - Payment Detail for Month of April 2024

Payment No	Payment Date	Payee	Invoice Description	Contract	Invoice Amount	Payment Amount
			9534 - SUPPLY & INSTALL RODENT BAIT STATION INC	VP387742	935.00	
EF119793	30/04/2024	NORTHSIDE NISSAN				9,916.25
			NICJ418262 - 15,000KM YEAR 2022, MR TRITON 2.4D AUTO	01123	392.00	
			NICJ418359 - 15,000KM YEAR 2022, MR TRITON 2.4D AUTO	01123	392.00	
			NIFJ416747 - 180,000KM YEAR 2017/18, MITSUBISHI TRITO	01123	843.00	
			NIFJ418391 - 165,000KM YEAR 2017/18, MITSUBISHI TRITO	01123	551.50	
			NIFJ418412 - 100,000KM YEAR 2013-2018, ISUZU D MAX, 4	01123	551.50	
			NIFJ419488 - 160,000KM YEAR 2013-2018, ISUZU D MAX, 4	01123	3,955.20	
			NIFJ421031 - 180,000KM YEAR 2018, MITSUBISHI OUTLANDE	01123	1,684.65	
			NIFJ421066 - 150,000KM YEAR 2018, HYUNDAI SANTA-FE 7S	01123	1,125.40	
			NIFJ421102 - TYRES	01123	421.00	
EF119414	15/04/2024	NYUNGAR BIRDIYA (AUSTRALIA) PTY LTD				8,030.00
			INV-0064 - PROVIDE NOONGAR RE-NAMING OF PARKS		8,030.00	
EF119801	30/04/2024	OCTAGON LIFTS PTY LTD				1,173.06
			65068 - DATA COMMUNICATION LINKS		1,173.06	
EF119604	30/04/2024	OLIVIA BROADLEY				130.00
			3050009 - TEAM SPORTS REFUND		130.00	
EF119418	15/04/2024	OOHIMEDIA OPERATIONS PTY LIMITED				3,337.69
			27380872 - DIGITAL SHOPPING CENTRE SCREENS		3,337.69	
113160	18/04/2024	OPERATION STORES PETTY CASH				389.20
			PETTY CASH W/E 19/04/24 - REIMBURSEMENT OF PETTY CASH W/E 19/04/24		389.20	
EF119416	15/04/2024	OPTIMA PRESS				1,402.50
			INV312527 - 3,000 NOONGAR WORDS REPRINT Q322854		587.40	
			INV312545 - COLLECTION OF LIGHT POLE SLEEVES		815.10	
EF119800	30/04/2024	OPTIMA PRESS				1,643.40
			INV312628 - ANIMAL WASTE DISPENSER STICKERS		1,483.90	
			INV312658 - LEAD FIELD OFFICER AUTHORISATION CARD X2		159.50	
EF119419	15/04/2024	P & G BODY BUILDERS PTY LTD				4,202.00
			20610 - PARTS & REPAIRS		4,202.00	
EF119736	30/04/2024	PABLO SHEAMUS HUGHES				440.00
			MH00175_11/04/24 - ARTWORK REMOVAL AND PLINTH PREPARATION		440.00	
EF119428	15/04/2024	PADBURY KINDERGARTEN INC				6,468.94
			MP00580_04/04/24 - COMMUNITY FUNDING PROGRAM		6,468.94	
EF119421	15/04/2024	PAPERBARK TECHNOLOGIES PTY LTD				2,200.00
			8355 - TREE RISK ASSESSMENT CAMM PLACE HILLARYS		440.00	
			8359 - TREE RISK ASSESSMENT WOODLAND CL EDGEWATER		440.00	
			8360 - TREE RISK ASSESSMENT READSHAW RD DUNCRAIG		440.00	
			8361 - TREE SURVEY		880.00	

## CEO's Delegated Payments List - Regulation 13(1)

## Local Government (Financial Management) regulations 1996 ATTACHMENT 1

## LIST OF MUNICIPAL PAYMENTS - Payment Detail for Month of April 2024

Payment No	Payment Date	Payee	Invoice Description	Contract	Invoice Amount	Payment Amount
EF119811	30/04/2024	PARADIGM INFORMATION TECHNOLOGY (IT) PTY LTD				2,988.22
			INV-QU9311-11 - 5.75 DAYS WORTH OF TECHNICAL SUPPORT		2,464.31	
			INV-QU9311-12 - 5.5 DAYS WORTH OF CONSULTATION		523.91	
EF119919	30/04/2024	PARALLAX PRODUCTIONS PTY LTD				1,331.00
			INV-0782 - ARTWORK INSTALLATION - THREADED		1,331.00	
EF119805	30/04/2024	PARKONSULT PTY LTD				39,700.34
			PK-1930 - REPLACE T/MACH PEDESTAL - LABOUR CHARGES		838.56	
			PK-1937 - PROVISION OF MAINTENANCE AND REPAIR SERV		31,573.86	
			PK-1938 - PROVISION OF AND MAINTENANCE OF THE REMO		7,287.92	
EF119427	15/04/2024	PATRON TECHNOLOGY PTY LTD				1,335.10
			611483 - HIRE OF SCANNERS		750.00	
			EV-9290069 - FESTIVAL BOOKING FEES 21/3/24		120.54	
			EV-9290070 - FESTIVAL BOOKING FEES 22/3/24		339.06	
			EV-9297375 - FESTIVAL BOOKING FEES 20/3/24		16.38	
			EV-9297901 - FESTIVAL BOOKING FEES 22/3/24		36.27	
			EV-9394932 - WOD - PLANT BASED COOKING		40.80	
			EV-9395811 - JOO HARMONY DAY		19.55	
			EV-9395813 - DUN JIGSAW COMPETITION		12.50	
EF119809	30/04/2024	PATRON TECHNOLOGY PTY LTD				338.16
			EV-9258205 - BOOKING FEES - COSPLAY CREATIONS		33.30	
			EV-9395821 - JOO CAPTURING THE ESSENCE OF TREES		26.35	
			EV-9395823 - REF JOHN FORREST SCRAPBOOK		22.10	
			EV-9418896 - ANCHORS SCHOOL HOLIDAY PROGRAM		49.00	
			EV-9434890 - AUTUMN BARISTA COURSE		45.00	
			EV-9434893 - ANCHORS SCHOOL HOLIDAY PROGRAM		14.80	
			EV-9434894 - ANCHORS SCHOOL HOLIDAY PROGRAM		41.00	
			EV-9453099 - WHI MINECRAFT ENGINEERS		12.96	
			EV-9453101 - WOD - ALL NATURAL WALL HANGINGS		16.20	
			EV-9453103 - WHI WORMS, WORMS, WORMS		20.25	
			EV-9453104 - DUN NATURE PRINTS		16.20	
			EV-9453246 - ANCHORS SCHOOL HOLIDAY PROGRAM		41.00	
EF119210	15/04/2024	PAUL & LOUISE BYARD				544.15
			169763 - RATES REFUND		544.15	
EF119220	15/04/2024	PAUL COX				500.00
			CRN-170124080528 - CCTV REBATE SCHEME REFUND		500.00	
EF119698	30/04/2024	PAUL SILOVS (COMSYS NETWORKS GROUP)				13,855.60
			3692 - DELL MOBILE PRECISION 7780-I7		5,333.90	
			3696 - DELL LIGHTWEIGHT MOBILE 7640-I7 LAPTOP		3,033.80	

## CEO's Delegated Payments List - Regulation 13(1)

## Local Government (Financial Management) regulations 1996 ATTACHMENT 1

## LIST OF MUNICIPAL PAYMENTS - Payment Detail for Month of April 2024

Payment No	Payment Date	Payee	Invoice Description	Contract	Invoice Amount	Payment Amount
			3705 - DELL PRECISION 7780 MOBILE WORKSTATION		5,487.90	
EF119215	15/04/2024	PAULINE KALAJZICH				500.00
			CRN-050224075928 - CCTV REBATE SCHEME		500.00	
EF119430	15/04/2024	PAXUS AUSTRALIA PTY LIMITED (PAXUS)				17,765.89
			260495 - DYNAMICS FSCM CONSULTANT		17,765.89	
EF119816	30/04/2024	PAXUS AUSTRALIA PTY LIMITED (PAXUS)				16,830.61
			264250 - DYNAMICS FSCM CONSULTANT		16,830.61	
EF119288	15/04/2024	PBSK MANAGEMENT PTY LTD (BAMBOOZLED QUIZMASTERS)				207.00
			INV-7477 - PRESENTER FOR QUIZ NIGHT - DUNCRAIG LIB		207.00	
EF119294	15/04/2024	PERITUS TECHNOLOGY PTY. LTD.				3,771.60
			INVOICE-103670 - CREDIT CARD TRANSACTIONS MARCH 2024		3,771.60	
EF119426	15/04/2024	PERTH PLAYGROUND & RUBBER PTY LTD				29,485.50
			INV-1140 - JAMES COOK PARK	VP375996	528.00	
			INV-1158 - KANANGRA PARK	VP375996	9,875.80	
			INV-1159 - LEGANA PARK	VP375996	19,081.70	
EF119808	30/04/2024	PERTH PLAYGROUND & RUBBER PTY LTD				6,688.00
			INV-1144 - SUPPLY, DELIVERY AND INSTALLATION OF RUB	VP375996	6,160.00	
			INV-1172 - REPAIRS TO EXISTING SOFTFALL SURFACE (IN	VP375996	528.00	
EF119613	30/04/2024	PETER & MELISSA SOURIS				61.65
			BPU23/0678 - REFUND BUILDING SERVICES LEVY		61.65	
EF119802	30/04/2024	PETER WOOD FENCING CONTRACTORS PTY LTD				19,086.71
			ICJ 015023 - REMOVAL AND DISPOSAL OF BOLLARDS	00422	6,485.93	
			ICJ 015024 - REMOVAL AND DISPOSAL OF BOLLARDS	00422	7,288.33	
			ICJ 015025 - REMOVAL AND DISPOSAL OF BOLLARDS		385.00	
			ICJ 015025 - REMOVAL AND DISPOSAL OF BOLLARDS	00422	4,509.45	
			ICJ 015026 - REACTIVE MATERIALS - FENCING, BOLLARDS &		418.00	
EF119203	15/04/2024	PHASE 3 LANDSCAPE CONSTRUCTION PTY LTD				61.65
			BPC24/0058 04/04/24 - BUILDING SERVICES LEVY REFUND		61.65	
EF119804	30/04/2024	PHILDEN TRADE PTY LTD T/AS DIGRITE NOMINEES				1,057.80
			2015 - SERVICING		1,057.80	
EF119498	15/04/2024	PHILIP WRIGHT FAMILY TRUST				3,327.50
			INV-5267 - PERCY DOYLE YOUTH FACILITY		1,182.50	
			INV-5268 - PERCY DOYLE YOUTH FACILITY		2,145.00	
EF119886	30/04/2024	PHILIP WRIGHT FAMILY TRUST				2,970.00
			INV-5274 - CHRISTCHURCH PARK TOILETS		2,970.00	
EF119560	30/04/2024	PHILLIP VINCIULLO				2,746.67
			ALLOW-MTG-APR 2024 - EXPENSE REIMBURSEMENT - APRIL 2024		2,746.67	
EF119691	30/04/2024	PICK AGENCIES PTY LTD (CANDLEWOOD IGA)				135.01
			01/8351 - CATERING STAFF MEETING		135.01	
EF119534	15/04/2024	PICKLES AUCTIONS PTY. LIMITED				583.00
			AI000168372 - AUCTION FEES		220.00	

## CEO's Delegated Payments List - Regulation 13(1)

## Local Government (Financial Management) regulations 1996 ATTACHMENT 1

## LIST OF MUNICIPAL PAYMENTS - Payment Detail for Month of April 2024

Payment No	Payment Date	Payee	Invoice Description	Contract	Invoice Amount	Payment Amount
			AI000187949 - AUCTION FEES		363.00	
EF119424	15/04/2024	PIDHADIYA FAMILY TRUST (H.B.C. NEWSPAPER DELIVERY ROUND)				1,236.05
			1849 - JOONDALUP REGIONAL LIBRARY		377.26	
			1851 - NEWSPAPERS		582.64	
			9609 - NEWSPAPER RESALE AT CLC		276.15	
EF119806	30/04/2024	PIDHADIYA FAMILY TRUST (H.B.C. NEWSPAPER DELIVERY ROUND)				1,257.28
			9643 - NEWSPAPER RESALE AT CLC		281.68	
			9677 - NEWSPAPER RESALE AT CLC		276.52	
			9711 - NEWSPAPER RESALE AT CLC		277.02	
			9745 - NEWSPAPER RESALE AT CLC		145.06	
			9779 - NEWSPAPER RESALE AT CLC		277.00	
EF119814	30/04/2024	PIOTR PYRCHLA (PINNAROO STUDIO)				580.00
			23005 - HILLWOOD SOUTH PARK		580.00	
EF119757	30/04/2024	PK AND CO WA PTY LTD (JOONDALUP MUSIC CENTRE)				239.00
			24-00004302 - YAMAHA GIGMAKER ACOUSTIC GUITAR PACK		239.00	
EF119815	30/04/2024	POLYGLOT THEATRE				1,106.25
			2827 - PRAM PEOPLE		1,106.25	
EF119420	15/04/2024	PRACSYS MANAGEMENT SYSTEMS				6,600.00
			INV-3531 - ACTIVITY CENTRE NEEDS ASSESSMENT		6,600.00	
EF119425	15/04/2024	PRESTIGE ALARMS & SECURITY PTY LTD				6,578.00
			S24888 - MCNAUGHTON PARK CARD READER	03320	3,080.00	
			S24889 - BRAMSTON PARK CARD READER	03320	3,080.00	
			S25096 - CURRAMBINE COMMUNITY CENTRE	03320	209.00	
			S25391 - CURRAMBINE COMMUNITY CENTRE	03320	209.00	
EF119807	30/04/2024	PRESTIGE ALARMS & SECURITY PTY LTD				836.00
			S24570 - SERVICE TECHNICIAN - NORMAL HOURS - T4	03320	209.00	
			S25405 - JOONDALUP LIBRARY CCTV SYSTEM	03320	209.00	
			S25479 - SERVICE TECHNICIAN - NORMAL HOURS - T4	03320	418.00	
EF119423	15/04/2024	PRINT AND DESIGN ONLINE PTY LTD (MEDIA ENGINE)				495.00
			26558 - CRAIGIE LEISURE CENTRE		495.00	
EF119482	15/04/2024	PROFOUNDER TURFMASTER PTY LTD (TURFMASTER FACILITY)				12,766.82
			INV-1385 - ZONE 3 (SOUTH) R1 MOWING VARIOUS AREAS	00221C	6,934.18	
			INV-1388 - ZONE 1 (NORTH) - R3 CATEGORY LONG ISLAND	00221A	4,215.64	
			INV-1389 - ZONE 3 (SOUTH) R3 CATEGORY ALDER WAY DUN	00221C	1,617.00	
EF119868	30/04/2024	PROFOUNDER TURFMASTER PTY LTD (TURFMASTER FACILITY)				2,507.00
			INV-1428 - ENTRY STATEMENTS	00221A	682.00	
			INV-1428 - ENTRY STATEMENTS	00221C	330.00	
			INV-1477 - ENTRY STATEMENTS		1,495.00	
EF119812	30/04/2024	PROSCI PTY LTD				6,295.00
			PAPSI003290 - CHANGE MANAGEMENT LEAD CERTIFICATION		6,295.00	
EF119803	30/04/2024	PUBLIC TRANSPORT AUTHORITY OF WA				17,726.05

## CEO's Delegated Payments List - Regulation 13(1)

## Local Government (Financial Management) regulations 1996 ATTACHMENT 1

## LIST OF MUNICIPAL PAYMENTS - Payment Detail for Month of April 2024

Payment No	Payment Date	Payee	Invoice Description	Contract	Invoice Amount	Payment Amount
			I5120411 - SHARED RUNNING COSTS - JOONDALUP CAT BUS		17,726.05	
EF119432	15/04/2024	QTM PTY LTD (QTM TRAFFIC)				2,532.30
			INV-40821 - BOAS AVE TRAFFIC CONTROL	03222	2,532.30	
EF119855	30/04/2024	QUALITY NOMINEES PTY LTD (TAMAN TOOLS)				1,381.83
			INV-51642 - PARTS ONLY		1,381.83	
EF119431	15/04/2024	QUEST SOFTWARE INTERNATIONAL LIMITED				13,117.00
			4700323113 - ADDITIONAL 100 X KACE LICENCES		13,117.00	
EF119876	30/04/2024	RANDSTAD PTY LTD				4,400.00
			RAP5506291 - ASSESSMENT CENTRE 2 X SPECIALIST		4,400.00	
EF119233	15/04/2024	RAQUEL ALINGTON				500.00
			CRN-250124115025 - REBATE - CCTV		500.00	
EF119571	30/04/2024	RD & MD MACKIE				503.00
			175639 - RATES REFUND		503.00	
EF119566	30/04/2024	REBECCA PIZZEY				2,746.67
			ALLOW-MTG-APR 2024 - MEETING FEE - APRIL 2024		2,746.67	
EF119822	30/04/2024	REECE PTY LTD				303.71
			228644783 - REACTIVE MATERIALS - IRRIGATION MAINTENANCE		303.71	
EF119216	15/04/2024	RESIDENTIAL BUILDING WA PTY LTD (OSWALD HOMES)				911.54
			BPC23/0518 - REFUND BUILDING SERVICES LEVY		911.54	
EF119443	15/04/2024	REWARD GATEWAY PTY LIMITED				41,800.00
			AUS020311SI - RG SETUP FEE		1,375.00	
			AUS020313SI - REWARD & BENEFITS PLATFORM		40,425.00	
EF119351	15/04/2024	RICHARD HARRISON				500.00
			299 - REMOVAL OF BEES		250.00	
			300 - DORCHESTER AVENUE, WARWICK		250.00	
EF119825	30/04/2024	RISK MANAGEMENT INSTITUTION OF AUSTRALASIA LIMITED				610.50
			739245 - FUNDAMENTALS OF SCENARIO PLANNING		610.50	
EF119438	15/04/2024	RIVERJET PIPELINE SOLUTIONS				2,632.30
			60006 - RM - SEWER PUMPS EXT MATERIAL PURC		2,632.30	
EF119820	30/04/2024	RIVERJET PIPELINE SOLUTIONS				4,125.00
			59947 - RM - SEWER PUMPS EXT MATERIAL PURC		1,842.50	
			60071 - OCEAN REEF FISH CLEANING STATION		2,282.50	
EF119442	15/04/2024	ROAD AND TRAFFIC SERVICES PTY LTD				3,980.02
			8991 - QUADRANGLE WAY, GREENWOOD	VP224137	495.00	
			9038 - BELDON PARK		995.50	
			9039 - COLLINS PDE AND LAGUNA RISE		484.00	
			9040 - REACTIVE CONTRACTORS - LINE MARKING		938.96	
			9041 - SHELDUCK CR		791.56	
			9042 - GULL ST, MARMION		275.00	
EF119824	30/04/2024	ROAD AND TRAFFIC SERVICES PTY LTD				13,473.35
			9061 - ACROD PARKING BAY (REFLECTIVE BLUE IN A	VP224137	3,483.70	
			9062 - SPEED HUMP MARKINGS	VP224137	594.00	
			9063 - OCEAN REEF MARINA	VP224137	3,339.60	

## CEO's Delegated Payments List - Regulation 13(1)

## Local Government (Financial Management) regulations 1996 ATTACHMENT 1

## LIST OF MUNICIPAL PAYMENTS - Payment Detail for Month of April 2024

Payment No	Payment Date	Payee	Invoice Description	Contract	Invoice Amount	Payment Amount
			9064 - STANDARD CAR PARKING BAY (WHITE LINE MAR	VP224137	1,326.60	
			9065 - REACTIVE CONTRACTORS - LINE MARKING		396.00	
			9068 - STANDARD CAR PARKING BAY (WHITE LINE MAR	VP224137	4,333.45	
EF119823	30/04/2024	ROADSHOW FILMS PTY LTD (ROADSHOW PUBLIC PERFORMANCE				385.00
			1MJ00187 - 2024 ANNUAL BLANKET LICENCE - YOUTH DEV		385.00	
EF119920	30/04/2024	ROBERT WALTERS PTY LTD				13,380.85
			AU25089 - PLACEMENT FEE		13,380.85	
EF119437	15/04/2024	ROBOWASH PTY LTD				605.00
			R104537 - MONTHLY RENTAL		605.00	
EF119580	30/04/2024	ROGER SUTHERLAND				500.00
			CRN-190324073748 - REBATE - CCTV		500.00	
EF119567	30/04/2024	ROHAN O'NEILL				2,746.67
			ALLOW-MTG-APR 2024 - EXPENSE REIMBURSEMENT - APRIL 2024		2,746.67	
EF119439	15/04/2024	ROMEX AUSTRALIA PTY LTD				2,447.94
			202403416 - PARKING SERVICES		1,892.00	
			202404404 - PROVISION OF RPCP INTERCOM CALL		555.94	
EF119440	15/04/2024	ROSMECH SALES & SERVICE PTY LTD				326.05
			128805 - PARTS		326.05	
EF119921	30/04/2024	ROY DAVIS				380.00
			PR00123_18/04/24 - BUS DUTIES REIMBURSEMENT		380.00	
EF119818	30/04/2024	ROYAL BUSINESS PRODUCTS				627.00
			8482 - 6 X CISCO COMPATIBLE SFP -10G-LR		627.00	
EF119436	15/04/2024	RUBEK AUTOMATIC DOORS				264.00
			41432 - JOONDALUP LIBRARY		264.00	
EF119819	30/04/2024	RUBEK AUTOMATIC DOORS				328.35
			41502 - RM - AUTO DOOR EXT MATERIAL PURC		328.35	
EF119520	15/04/2024	RUSSEL FISHWICK				288.49
			APRIL 2024 - EXPENSE REIMBURSEMENT - APRIL 2024		288.49	
EF119904	30/04/2024	RUSSEL FISHWICK				2,746.67
			ALLOW-MTG-APR 2024 - MEETING FEE - APRIL 2024		2,746.67	
EF119785	30/04/2024	RUTLEY FAMILY TRUST (MADLANTIS CHARTER)				440.00
			1941 - BUS HIRE AS ARRANGED		440.00	
EF119452	15/04/2024	S & H INVESTMENTS PTY LTD T/AS STOTT & HOARE				2,410.10
			192306 - DELL LATITUDE 5350 2 IN 1 LAPTOP		2,410.10	
EF119834	30/04/2024	S & H INVESTMENTS PTY LTD T/AS STOTT & HOARE				814.00
			192311 - LG 32QN600-G MONITOR		814.00	
EF119406	15/04/2024	SABIAN DONOVAN WILDE (MAHBUK KIT CREATIVE)				3,172.50
			MM00547_05/04/24 - DATA CAPTURING REPORTS		3,172.50	
EF119790	30/04/2024	SABIAN DONOVAN WILDE (MAHBUK KIT CREATIVE)				2,407.50
			MM00547_19/04/24 - DATA CAPTURING REPORTS		2,407.50	
EF119599	30/04/2024	SAMANTHA HUMBLE				65.00

## CEO's Delegated Payments List - Regulation 13(1)

## Local Government (Financial Management) regulations 1996 ATTACHMENT 1

## LIST OF MUNICIPAL PAYMENTS - Payment Detail for Month of April 2024

Payment No	Payment Date	Payee	Invoice Description	Contract	Invoice Amount	Payment Amount
			12042024 - SUMMER 2023/2024 SEASON CREDIT		65.00	
EF119444	15/04/2024	SANAX				24.66
			INV203951 - ASP-04040 ADRENALINE 1/1000 1ML BOX 5		24.66	
EF119826	30/04/2024	SANAX				441.51
			INV203809 - FIRST AID SUPPLIES		441.51	
EF119449	15/04/2024	SANCREST HOLDINGS PTY LTD (RAY MAKENE DRIVING SCHOOL)				2,260.00
			28430 - HR AUTO COURSE AND DRIVING LESSONS		2,260.00	
EF119832	30/04/2024	SANCREST HOLDINGS PTY LTD (RAY MAKENE DRIVING SCHOOL)				700.00
			28437 - HRA LESSON AND ASSESSMENT		700.00	
EF119211	15/04/2024	SANDIP RABADIYA				546.00
			2884430 - GYM MEMBERSHIP REFUND		546.00	
EF119382	15/04/2024	SANPOINT PTY LTD T/AS LD TOTAL				1,463.00
			133909 - IRRIGATION TECHNICIAN	02619	1,463.00	
EF119763	30/04/2024	SANPOINT PTY LTD T/AS LD TOTAL				22,420.42
			134735 - PROVISION OF IRRIGATION MAINTENANCE SERV	02619	2,256.74	
			134736 - LANDSCAPE MAINTENANCE ILUKA	02619	20,163.68	
EF119239	15/04/2024	SARA ROMERO				151.17
			3240337/3258822/3277202/329258 - MEMBERSHIP REFUND		151.17	
EF119348	15/04/2024	SARAH LUETH GUOT				2,200.00
			367 - KEY NOTE SPEAKER HARMONY WEEK		2,200.00	
EF119458	15/04/2024	SCADDEN UNITED PTY LTD (TONY SCADDEN DIESEL)				3,660.80
			1843 - PARTS & REPAIRS		1,830.40	
			1846 - SERVICING		915.20	
			1848 - PARTS & REPAIRS 01/04-07/04/24		915.20	
EF119841	30/04/2024	SCADDEN UNITED PTY LTD (TONY SCADDEN DIESEL)				3,660.80
			1850 - PARTS & REPAIRS		1,830.40	
			1852 - MECHANICAL PLANT & EQUIPMENT REPAIRS		1,830.40	
EF119835	30/04/2024	SCHIAVELLO SYSTEMS (WA) PTY LTD				1,102.20
			IN2024100036 - FURNITURE - EXT CON		1,102.20	
EF119926	30/04/2024	SECUREPAY PTY LTD				564.61
			600711 - SECUREPAY WEB TRANS.FEES		564.61	
EF119830	30/04/2024	SEEK LIMITED				44,000.00
			700512396 - ADVERTISING FOR 2024 AND 2025		44,000.00	
EF119456	15/04/2024	SEVEN NETWORK (OPERATIONS) LIMITED				6,682.50
			DW013549 - JOONDALUP FESTIVAL DIGITAL COMPONENT		6,682.50	
EF119218	15/04/2024	SHALINI LYNCH				66.00
			1047187_02/04/24 - KINDY GYM REFUND		66.00	
EF119848	30/04/2024	SHAMROCK ELECTRICS				5,670.50
			43652 - ON-SITE ELECTRICIAN - ARETHA		5,670.50	
EF119902	30/04/2024	SHAUN TRAVIS JARVIS (FREESTYLE NOW)				3,300.00
			1019 - CLINICS OVER JAN 2024 SKATE,BMX,SCOOTER		3,300.00	
EF119462	15/04/2024	SHAYONA HOLDINGS PTY LTD				100.90
			1365 - NEWSPAPERS FOR WHITFORD LIBRARY		100.90	

## CEO's Delegated Payments List - Regulation 13(1)

## Local Government (Financial Management) regulations 1996 ATTACHMENT 1

## LIST OF MUNICIPAL PAYMENTS - Payment Detail for Month of April 2024

Payment No	Payment Date	Payee	Invoice Description	Contract	Invoice Amount	Payment Amount
EF119833	30/04/2024	SIGN ON GROUP PTY LTD T/AS SIGN-MASTERS				7,150.00
			131103 - SUPPLY AND INSTALL OF EXTERNAL SIGNAGE		7,150.00	
EF119844	30/04/2024	SIGNIFY AUSTRALIA LIMITED				14,463.90
			6440805963 - ANNUAL SOFTWARE MAINTENANCE AND SUPPORT		14,463.90	
EF119461	15/04/2024	SII LIGHT PTY LTD				1,941.50
			CRE-700801 - RE INV-608050		-194.15	
			INV-608050 - BURNS BEACH PARK		2,135.65	
EF119612	30/04/2024	SIMON BLENNERHASSETT				375.00
			131269 - CROSSOVER SUBSIDY		375.00	
EF119234	15/04/2024	SIMON OSBORNE				500.00
			CRN-290224082036 - REBATE - CCTV		500.00	
EF119605	30/04/2024	SIMONE DUNCAN				195.00
			3076025 - TEAM SPORTS REFUND		195.00	
EF119842	30/04/2024	SINE GROUP PTY. LTD.				2,458.50
			2020-38617 - IPAD DEVICE MANAGEMENT YEARLY		2,458.50	
EF119367	15/04/2024	SINGH & LENFERNA PTY LTD (IGA HEATHRIDGE MARKET PLACE)				100.88
			MI00172_21/02/24 - VARIOUS FOOD ITEMS		100.88	
EF119463	15/04/2024	SITE SENTRY PTY LTD				2,937.00
			10567 - 3 X COLLECTION METRO		2,937.00	
EF119457	15/04/2024	SKYLINE LANDSCAPE SERVICES GROUP PTY LTD (SKYLINE LANDSCAPE				1,080.49
			INV0135927 - PROVISION OF LANDSCAPING SERVICES ELCAR	VP363426	498.59	
			INV0135928 - PROVISION OF LANDSCAPE MAINTENANCE SERVI	VP364441	581.90	
EF119446	15/04/2024	SLATER GARTRELL SPORTS				528.00
			SG63856/01 - REACTIVE MATERIALS - SPORTS INFRASTRUCTU		528.00	
EF119828	30/04/2024	SLATER GARTRELL SPORTS				528.00
			SG64353/01 - ILUKA OPEN SPACE		528.00	
EF119831	30/04/2024	SMEC AUSTRALIA PTY LIMITED				36,202.32
			INV0176XXX - CONSULTANCY INVOICE INV0176763		36,202.32	
EF119596	30/04/2024	SONIA M VOIGT				30.00
			1027244_12/04/24 - CAE ENTRY FEE REFUND		30.00	
EF119453	15/04/2024	SONIC HEALTHPLUS PTY LTD				573.10
			3207839 - MEDICAL ASSESSMENT		573.10	
EF119838	30/04/2024	SONIC HEALTHPLUS PTY LTD				2,058.10
			3206500 - MEDICAL ASSESSMENT		387.20	
			3217985 - MEDICAL ASSESSMENT		573.10	
			3223967 - PRE-EMPLOYMENT MEDICAL		387.20	
			3226054 - MEDICAL ASSESSMENT		387.20	
			3232813 - MEDICAL ASSESSMENT		161.70	
			3232814 - MEDICAL ASSESSMENT		161.70	
EF119610	30/04/2024	SOPHIA SIMILI				10.00
			1047259_23/04/24 - REIMBURSEMENT FOR CAE ENTRY FEES		10.00	
EF119465	15/04/2024	SPACECUBED VENTURES PTY LTD				3,300.00
			INV-7138 - START UP WEEKEND CATERING		3,300.00	
EF119850	30/04/2024	SPECIALIST TESTING AND TECHNICAL SERVICES PTY LTD (STATS				4,290.00



## CEO's Delegated Payments List - Regulation 13(1)

## Local Government (Financial Management) regulations 1996 ATTACHMENT 1

## LIST OF MUNICIPAL PAYMENTS - Payment Detail for Month of April 2024

Payment No	Payment Date	Payee	Invoice Description	Contract	Invoice Amount	Payment Amount
			505E3407 - ASPHALT - EXT CONT		4,290.00	
EF119836	30/04/2024	SPEEDO AUSTRALIA PTY LIMITED	AS			8,628.81
		SPEEDO AUSTRALIA				
			99097029 - SUPPLY OF SWIMWEAR, ACTIVEWEAR AND ASSOC	02222	8,628.81	
EF119448	15/04/2024	SPORTS TURF TECHNOLOGY PTY LTD				12,633.83
			INV-3973 - TURF LEAF ANALYSIS	00122	518.22	
			INV-3974 - TURF LEAF ANALYSIS	00122	5,384.71	
			INV-3975 - TURF LEAF ANALYSIS	00122	2,692.36	
			INV-3976 - TURF LEAF ANALYSIS	00122	4,038.54	
EF119455	15/04/2024	SPORTSPEOPLE GROUP PTY LTD				214.50
			24040317 - ADVERTISING EMPLOYMENT		214.50	
EF119537	15/04/2024	ST JOHN AMBULANCE AUSTRALIA (WA)				8,011.50
			COJ 0003 - REGISTERED NURSE INV000270976	VP390370	3,269.75	
			FAINV01152469 - 10 X PROVIDE FIRST AID COURSES		170.00	
			FAINV01175806 - PROVIDE 1ST AID 1 DAY TRAINING		170.00	
			FAINV01177250 - CPR FIRST AID COURSE		299.00	
			FAINV01179567 - 1ST AID FOR MENTAL HEALTH		195.00	
			INV000269984 - REGISTERED NURSE PER HOUR	VP390370	3,907.75	
EF119924	30/04/2024	ST JOHN AMBULANCE AUSTRALIA (WA)				4,212.75
			EHSINV000956610 - FIRST AID AND MEDICAL		1,372.80	
			FAINV01175824 - PROVIDE 1ST AID 1 DAY TRAINING		170.00	
			STKINV00050786 - G5 SEMI-AUTO DEFIB #5523		2,645.00	
			STKINV00050916 - AED READY KIT #2642		24.95	
EF119192	15/04/2024	ST STEPHENS SCHOOL				1,980.00
			19980COJ - VENUE HIRE FOR CCP REHEARSALS		1,980.00	
EF119606	30/04/2024	STACY SCANLON				65.00
			3076025 - TEAM SPORTS REFUND		65.00	
EF119459	15/04/2024	STANTEC AUSTRALIA PTY LTD				60,131.50
			1941529 - CONSULTANCY - EXT CONT		51,678.00	
			1942840 - DOCUMENTATION - EXT CONT		2,733.50	
			1942841 - CONSULTANCY - EXT CONT		2,860.00	
			1942843 - CONSULTANCY - EXT CONT		2,860.00	
EF119445	15/04/2024	STATEWIDE CLEANING SUPPLIES P/L				64.87
			SC29567 - RE INVOICE SI493707		-64.88	
			SI493707 - TUFF SCRUB LIGHT DUTY WHITE SCOURER		129.75	
EF119827	30/04/2024	STATEWIDE CLEANING SUPPLIES P/L				9,667.79
			S1499034 - 58015 - MICROFIBRE BLUE CLOTH 40X40 EDCO	00720A	1,313.95	
			SI499794 - INT1447G40 EDEN GRAFFITI WIPES		484.17	
			SI500066 - 170370 - TORK ULTRASLIM HAND TOWEL	00720A	7,869.67	
EF119589	30/04/2024	STEPHANIE SULIDIS				232.00
			3068132 - TEAM SPORTS REFUND		232.00	
EF119232	15/04/2024	STEVEN MCKIRDY				500.00
			CRN-180124080430 - REBATE - CCTV		500.00	
EF119256	15/04/2024	STEWART LEONARD ALLEN (STEWART ALLEN PHOTOGRAPHY)				250.00

## CEO's Delegated Payments List - Regulation 13(1)

## Local Government (Financial Management) regulations 1996 ATTACHMENT 1

## LIST OF MUNICIPAL PAYMENTS - Payment Detail for Month of April 2024

Payment No	Payment Date	Payee	Invoice Description	Contract	Invoice Amount	Payment Amount
			1271 - PHOTOSHOOT PAPER AVE		250.00	
EF119339	15/04/2024	STRATA CORPORATION PTY LTD (STRATAGREEN)				7,945.13
			163250 - REACTIVE CONTRACTORS - TREE MAINTENANCE		5,511.00	
			163319 - SHOVEL PLUMBER		1,439.77	
			163676 - REACTIVE MATERIALS - LANDSCAPING MAINTEN		994.36	
EF119727	30/04/2024	STRATA CORPORATION PTY LTD (STRATAGREEN)				1,280.66
			164045 - REACTIVE MATERIALS - WEEDING CHEMICAL		1,280.66	
113148	11/04/2024	SUNDRY CREDITOR - RATES REFUND				142.77
			284112 - DUNCAN & SANDRA SMITH		142.77	
113149	11/04/2024	SUNDRY CREDITOR - RATES REFUND				995.61
			284113 - PEET FUNDS MANAGEMENT PTY LTD		995.61	
113150	11/04/2024	SUNDRY CREDITOR - RATES REFUND				198.48
			284114 - NATASHA & DAVID WILLIAMS		198.48	
113151	11/04/2024	SUNDRY CREDITOR - RATES REFUND				3,848.10
			284115 - PEET FUNDS MANAGEMENT PTY LTD		3,848.10	
113152	11/04/2024	SUNDRY CREDITOR - RATES REFUND				290.00
			284277 - MRS LILY SOW LIN LIM		290.00	
113153	11/04/2024	SUNDRY CREDITOR - RATES REFUND				307.14
			284278 - RODNEY BONSAK & PRIYA COOPER		307.14	
113154	11/04/2024	SUNDRY CREDITOR - RATES REFUND				786.12
			284283 - COMMISSIONER OF STATE REVENUE		786.12	
113155	11/04/2024	SUNDRY CREDITOR - RATES REFUND				204.24
			284293 - MR JOHN TAYLOR & MRS JEAN TAYLOR		204.24	
113156	11/04/2024	SUNDRY CREDITOR - RATES REFUND				38.57
			284293 - MR JOHN TAYLOR & MRS JEAN TAYLOR		38.57	
113157	11/04/2024	SUNDRY CREDITOR - RATES REFUND				274.06
			284356 - BARRY & BOERBEL JAKOVICH		274.06	
113161	18/04/2024	SUNDRY CREDITOR - RATES REFUND				161.48
			284551 - DEREK & ANNA WOODHOUSE		161.48	
EF119541	15/04/2024	SUNNY INDUSTRIAL BRUSHWARE PTY LTD				3,883.00
			28548 - SIDE BROOM HAKO CITYMASTER		3,883.00	
EF119539	15/04/2024	SUNNY SIGN COMPANY PTY LTD				1,449.80
			513128 - CLAMP SIGN "L"		1,449.80	
EF119849	30/04/2024	SUNSHINE COAST REGIONAL COUNCIL				89.95
			516190 - SAMMY SERIES ANIMAL EDUCATION BOOKS		89.95	
EF119464	15/04/2024	SUPERIOR NOMINEES PTY LTD (MIRACLE RECREATION EQUIPMENT)				1,595.00
			55284 - REACTIVE CONTRACTORS - OTHER		825.00	
			55285 - REACTIVE CONTRACTORS - PLAY EQUIPMENT MA		770.00	
EF119843	30/04/2024	SUPERIOR NOMINEES PTY LTD (MIRACLE RECREATION EQUIPMENT)				1,793.00
			55016 - REACTIVE MATERIALS - PLAY EQUIPMENT MAIN		473.00	
			55019 - REACTIVE MATERIALS - PLAY EQUIPMENT MAIN		660.00	
			55424 - GLENGARRY PARK	VP383654	660.00	

## CEO's Delegated Payments List - Regulation 13(1)

## Local Government (Financial Management) regulations 1996 ATTACHMENT 1

## LIST OF MUNICIPAL PAYMENTS - Payment Detail for Month of April 2024

Payment No	Payment Date	Payee	Invoice Description	Contract	Invoice Amount	Payment Amount
EF119615	30/04/2024	SUSAN MARICHA BAKER				500.00
			CRN-150124100531 - REBATE - CCTV		500.00	
EF119450	15/04/2024	SWAN TOWING SERVICE				990.00
			306543 - DELIVERY		495.00	
			307130 - DELIVERY OF TRAILER		495.00	
EF119525	15/04/2024	SYDEL NOMINEES PTY LTD T/AS IMAGESOURCE DIGITAL SOLUTIONS				3,725.70
			472411 - POSTERS FOR CAE		650.10	
			472413 - REMOVAL OF JOONDALUP FESTIVAL SIGNAGE		3,075.60	
EF119909	30/04/2024	SYDEL NOMINEES PTY LTD T/AS IMAGESOURCE DIGITAL SOLUTIONS				13,352.90
			472040 - 2 FRONT ROAD BILLBOARDS 2500X1500MM		4,653.00	
			472554 - 4 X CHANGEROOM MAKEOVER WORKS		837.10	
			472592 - 2000 MAP FLYERS PRINTED		578.60	
			472597 - ANIMALS UPTOWN PROMOTIONAL PRINTING		3,724.60	
			472648 - 2000 X HEALTH PLANNERS		984.50	
			472690 - DECALS AND POLE WRAPS INSTALLATION		484.00	
			472691 - REMOVAL OF STICKERS FROM CENTRAL WALK		968.00	
			472693 - REACTIVE MATERIALS - SIGN MAINTENANCE		434.50	
			472773 - METAL PLAQUES FOR 25-YEAR ANNIVERSARY		688.60	
EF119535	15/04/2024	T A & J L REYNOLDS				1,166.80
			47 01/04/24 - ELECTED MEMBER COURIER FRIDAY COURIER		1,166.80	
EF119483	15/04/2024	T C PRECAST PTY LTD				6,226.00
			SI-00007666 - INDUSTRIAL GRATED COVER RAISED/FLUSH 25M	02722	6,226.00	
EF119475	15/04/2024	T J DEPIAZZI & SONS				14,401.20
			135300 - CARR ST WARWICK	VP308927	14,401.20	
EF119858	30/04/2024	T J DEPIAZZI & SONS				9,600.80
			135587 - SUPPLY AND DELIVERY OF CERTIFIED PATHOGE	VP308927	9,600.80	
EF119870	30/04/2024	TANGIBILITY PTY LTD				3,492.50
			INV-45000 - SUNSCREEN WITH CARABINER		3,492.50	
EF119584	30/04/2024	TB BOYLAN				149.68
			131711 - RATES REFUND		149.68	
EF119927	30/04/2024	TEAM GLOBAL EXPRESS PTY LTD				50.89
			6097359 - COURIER 9/4/24		50.89	
EF119474	15/04/2024	TECHWEST SOLUTIONS PTY LTD				176.00
			1033610 - INSPECT FAULT PUBLIC ADDRESS SYSTEM		176.00	
EF119485	15/04/2024	TELSTRA LIMITED				25,480.97
			080 8484 700 24/03/24 - INFORMATION MANAGEMENT		2,396.31	
			265 0167 000 09/03/24 - FIXED LINES		10,977.57	
			377 8004 400 26/03/24 - RANGER SERVICE SECTION		48.70	
			381 2615 684 25/03/24 - MOBILES		8,157.05	
			381 2615 700 25/03/24 - M2M SERVICES		3,901.34	
EF119869	30/04/2024	TELSTRA LIMITED				339.98
			109 1177 800 09/01/24 - PARKING SERVICES		169.99	
			109 1177 800 09/04/24 - PARKING SERVICES		169.99	

## CEO's Delegated Payments List - Regulation 13(1)

## Local Government (Financial Management) regulations 1996 ATTACHMENT 1

## LIST OF MUNICIPAL PAYMENTS - Payment Detail for Month of April 2024

Payment No	Payment Date	Payee	Invoice Description	Contract	Invoice Amount	Payment Amount
EF119385	15/04/2024	THE GHERBAZ FAMILY TRUST T/AS JOINT AUSTRALIA	LOCK			1,501.50
			SI-00021578 - CANITE 100MM X 2.4MTR		1,501.50	
EF119548	30/04/2024	THE GOOD GUYS				388.00
			D0572311366 - NESPRESSO LATTISSIMA ONE BLACK CAP COFFE		388.00	
EF119326	15/04/2024	THE GREATER UNION ORGANISATION LTD (EVENT CINEMAS)	ON PTY			187.00
			62905 - 04.04.24 - 20 YP AND 3 STAFF		187.00	
EF119718	30/04/2024	THE GREATER UNION ORGANISATION LTD (EVENT CINEMAS)	ON PTY			220.00
			63133 - 11.04.2024 - 20 YP AND 3 STAFF		220.00	
EF119871	30/04/2024	THE HATCHERY (HUB) PTY LTD				548.90
			SO157414 - FIRST NATIONS CULTURAL		548.90	
EF119486	15/04/2024	THE LAST GREAT HUNT INC				196.91
			INV-0358 - PRESENTATION OF BRUCE		196.91	
EF119523	15/04/2024	THE ONLINE SHOPPING CO PTY LTD T/AS HIRE KING				325.04
			42737 - GLOW CUBES		325.04	
EF119499	15/04/2024	THE PHOENIX UNIT TRUST (WANNEEROO RENAULT)				54,727.60
			WRN4021A - RENAULT MASTER MWB BARN DOOR 270 DEGREE		54,727.60	
EF119267	15/04/2024	THE QUITO UNITY TRUST T/A BENARA NURSERIES				492.43
			531377 - PLANTS FOR CRAIGIE LEISURE		518.27	
			693886 - RE INVOICE 531377		-25.84	
EF119433	15/04/2024	THE ROYAL LIFE SAVING SOCIETY WA INC				1,325.00
			AX-73 - PLG REQUALIFICATION - 8 DECEMBER 2023		1,325.00	
EF119922	30/04/2024	THE ROYAL SOCIETY FOR THE PREVENTION OF CRUELTY TO ANIMALS				9,051.90
			IN001014 - DAILY ACCOMMODATION AND SUSTENANCE FEE -	03322	9,051.90	
EF119627	30/04/2024	THE TEMPESTT FAMILY TRUST (ART MEDIA SOLUTIONS)	ERY			377.85
			4161 - URBAN RHYTHMS ARTIST FEE		377.85	
EF119748	30/04/2024	THE TONY STAMPALIA TRUST T/AS INCREDIBLE BULK				42,544.12
			2157 - BULK VERGE GREEN COLLECTION	02022	19,577.16	
			2159 - OPTION A - COLLECTION AND DIRECT DELIVER	02022	22,966.96	
EF119285	15/04/2024	THE TRUSTEE FOR BELDON PIZZA TRUST	UNIT			1,410.95
			21032024 - JUNIOR SOCCER PIZZAS		18.00	
			21032024/2 - JUNIOR SOCCER PIZZAS		18.00	
			21032024/6 - JUNIOR SOCCER PIZZA - STAFF		36.00	
			210324 - JUNIOR SOCCER PIZZAS		18.00	
			22032024 - JUNIOR SOCCER PIZZAS		134.99	
			22032024/13 - JUNIOR SOCCER PIZZAS		126.00	
			22032024/7 - JUNIOR SOCCER PIZZAS		90.00	
			25032024 - UMPIRE PIZZAS - NETBALL		60.00	
			MB00016_22/03/24 - JUNIOR SOCCER PIZZAS		72.00	
			MB00516_04/03/24 - STAFF MEETING CATERING		119.00	
			MB00516_12/04/24 - JUNIOR SOCCER PIZZA - STAFF		20.99	
			MB00516_16/02/24 - CATERING		119.00	
			MB00516_21/03/24 - UMPIRE PIZZAS - BASKETBALL		42.00	

## CEO's Delegated Payments List - Regulation 13(1)

## Local Government (Financial Management) regulations 1996 ATTACHMENT 1

## LIST OF MUNICIPAL PAYMENTS - Payment Detail for Month of April 2024

Payment No	Payment Date	Payee	Invoice Description	Contract	Invoice Amount	Payment Amount
			MB00516_21/03/24/2 - JUNIOR SOCCER PIZZA - STAFF		20.99	
			MB00516_21/03/24/3 - JUNIOR SOCCER PIZZAS		18.00	
			MB00516_22/03/24 - JUNIOR SOCCER PIZZAS		72.00	
			MB00516_22/03/24/2 - JUNIOR SOCCER PIZZAS		72.00	
			MB00516_22/03/24/3 - JUNIOR SOCCER PIZZAS		120.00	
			MB00516_22/03/24/4 - JUNIOR SOCCER PIZZAS		77.98	
			MB00516_26/03/24 - UMPIRE PIZZAS - NETBALL		60.00	
			MB00516_27/03/24 - UMPIRE PIZZAS - NETBALL		60.00	
			MB00516_28/03/24 - JUNIOR SOCCER PIZZAS		36.00	
EF119313	15/04/2024	THE TRUSTEE FOR BELMONT UNIT T/AS DAIMLER TRUCKS PERTH	TRUST			252.98
			XA980052344:01 - PARTS ONLY		252.98	
EF119302	15/04/2024	THE TRUSTEE FOR CREATIVE CATERING TRUST	TRUST			962.50
			INV-3452 - CATERING FOR COUNCIL MEETING BUFFET		962.50	
EF119686	30/04/2024	THE TRUSTEE FOR CWC TRUST				825.00
			22.228.03.KK - CONSULTANCY - EXT CONT		825.00	
EF119671	30/04/2024	THE TRUSTEE FOR DION DAGOSTINO TRUST (BOOMERING)	NO FAMILY			16,456.00
			370 - SPORTING INFRASTRUCTURE - EXT CONT		16,456.00	
EF119325	15/04/2024	THE TRUSTEE FOR EVENT SERVICES AUSTRALIA UNIT TRUST				21,877.71
			INV-203466 - EVENT STAFF JOONDALUP FESTIVAL		13,987.78	
			INV-203478 - EVENT STAFF JOONDALUP FESTIVAL		7,889.93	
EF119353	15/04/2024	THE TRUSTEE FOR HAYTO TRUST (STUDIOS)	SOCO			9,075.00
			4855 - PHOTOGRAPHY/VIDEOGRAPHY		5,115.00	
			4856 - PHOTOGRAPHY ARETHA 9 MARCH 2024		660.00	
			4883 - SOCIAL MEDIA MANAGEMENT UPTOWN JOONDALUP		3,300.00	
EF119647	30/04/2024	THE TRUSTEE FOR HUMPHREY GROUP TRUST (ACTIVE DISCOVERY)	GROUP			42,350.00
			182543 - KANANGRA PARK PLAY EQUIPMENT		42,350.00	
EF119675	30/04/2024	THE TRUSTEE FOR KM CHANDWAN BARISTA HQ PERTH)	TRUST (			880.00
			INV-0268 13/02/24 - 2.5 BARISTA COURSE 20 YP 8.4.24		880.00	
EF119371	15/04/2024	THE TRUSTEE FOR LUCOR FAMILY (IMPRESSIONS CATERING)	TRUST			607.76
			5590 - CATERING AND WAIT STAFF FOR COMMUNITIES		607.76	
EF119279	15/04/2024	THE TRUSTEE FOR OCEANS 17 UNIT TRUST (BRAVEN GROUP SERVICES)	UNIT TRUST			5,577.00
			INV-1713 - MONDAY 25/3/2034		1,859.00	
			INV-1714 - OVERNIGHT SECURITY - 26&27/3/2024		3,718.00	
EF119664	30/04/2024	THE TRUSTEE FOR OCEANS 17 UNIT TRUST (BRAVEN GROUP SERVICES)	UNIT TRUST			12,122.00
			INV-1718 - SECURITY 11/4/24 APPRECIATION RECEPTION		286.00	

## CEO's Delegated Payments List - Regulation 13(1)

## Local Government (Financial Management) regulations 1996 ATTACHMENT 1

## LIST OF MUNICIPAL PAYMENTS - Payment Detail for Month of April 2024

Payment No	Payment Date	Payee	Invoice Description	Contract	Invoice Amount	Payment Amount
			INV-1719 - JOONDALUP LIBRARIES SECURITY ASSESSMENT		11,550.00	
			INV-1720 - QU0207 CITIZENSHIP CEREMONIES 2024 X10		286.00	
EF119468	15/04/2024	THE TRUSTEE FOR PERQUIRO CON TRUST (THE SKILL	SULTING			4,620.00
			806174291 - DELIVER 3 HOUR BURN OUT WORKSHOP		4,620.00	
EF119895	30/04/2024	THE TRUSTEE FOR PYWELL FAMILY (ACCENT (KURTHS) RUBBER	TRUST			303.16
			73586 - 5 RED SELF-INKING STAMPS FOR IMMUNISATIO		303.16	
EF119780	30/04/2024	THE TRUSTEE FOR SIMPSON FAMILY T/AS MIRACLE RECREATION	TRUST			247.50
			55030 - PLAY EQUIPMENT - EXT CONT		247.50	
EF119890	30/04/2024	THE TRUSTEE FOR STEPHENSON FAMILY TRUST NO2 (WORLDWIDE				3,478.00
			412,120 - PRINTING		3,478.00	
EF119477	15/04/2024	THE TRUSTEE FOR TALIS UNIT TRUST				35,489.77
			31180 - INVENTORY AUDIT AND CONDITION SURVEY		35,429.27	
			31258 - HILLARYS DOG BEACH		60.50	
EF119343	15/04/2024	THE TRUSTEE FOR THE GONSER T GSR LASER TOOLS	TRUST T/AS			2,090.00
			52766 - REACTIVE MATERIALS - SPORTS INFRASTRUCTU		2,090.00	
EF119274	15/04/2024	THE TRUSTEE FOR THE KEATING FAMILY TRUST T/AS				1,309.00
			7856 - FLINDERS PARK		1,309.00	
EF119533	15/04/2024	THE TRUSTEE FOR THE KEENAN FAMILY TRUST T/AS NORTHERN				2,327.00
			54120 - CHAINSAW HELMET SET		298.00	
			54246 - 450 SPEED HEAD		2,029.00	
EF119518	15/04/2024	THE TRUSTEE FOR THE M & N TRUST (EVERGREEN SYNTHETIC GRASS)				80,000.00
			9598 - LUMP SUM	01523	80,000.00	
EF119260	15/04/2024	THE TRUSTEE FOR THE PANACON TRUST T/AS ARCHITECTURAL	UNIT			317.90
			51700B - WINDERMERE PARK LOCKWOOD 3572.SC MORTICE LOCK		157.30	
			51820 - ASSAABLOY 3572 SC MORTICE LOCK JOONDALUP ADMIN		160.60	
EF119410	15/04/2024	THE TRUSTEE FOR THE R & J PIGDON FAMILY TRUST				1,351.57
			15491 - MAGAZINES JOON LIBRARY		336.14	
			15499 - MAGAZINES JOON LIBRARY		531.49	
			I0000015495 - JOONDALUP LIBRARY		483.94	
EF119796	30/04/2024	THE TRUSTEE FOR THE R & J PIGDON FAMILY TRUST				951.86
			15504 - MAGAZINES JOON LIBRARY		465.35	
			15507 - MAGAZINES JOON LIBRARY		486.51	
EF119422	15/04/2024	THE TRUSTEE FOR THE REEDY FAMILY HYBRID DISCRETIONARY TRUST				495.00
			INV-04437 - KANANGRA PARK, GREENWOOD		495.00	
EF119545	15/04/2024	THE TRUSTEE FOR THE RIGANELLO TRUST (WOODVALE	FAMILY			3,877.50
			1086 - CHAINMESH FENCING UNDER 5 M2 SINGLE JOB	VP254417	1,357.40	
			1087 - MCDOWELL CRESCENT - KINGSLEY	VP254417	168.30	
			1088 - ELLERSDALE DRIVE - WARWICK	VP254417	792.00	
			1089 - ELMHURST WAY - GREENWOOD	VP254417	1,559.80	

## CEO's Delegated Payments List - Regulation 13(1)

## Local Government (Financial Management) regulations 1996 ATTACHMENT 1

## LIST OF MUNICIPAL PAYMENTS - Payment Detail for Month of April 2024

Payment No	Payment Date	Payee	Invoice Description	Contract	Invoice Amount	Payment Amount
EF119931	30/04/2024	THE TRUSTEE FOR THE RIGANELLO FAMILY TRUST (WOODVALE				2,819.30
			1091 - PERCY DOYLE (SOCCER RESERVE)	VP254417	2,291.30	
			1092 - PENISTONE PARK - GREENWOOD	VP254417	528.00	
EF119484	15/04/2024	THE TRUSTEE FOR TT JOONDALUP TRUST	UNIT			369.60
			43405 - IRRIGATION MTCE		369.60	
EF119476	15/04/2024	THE TRUSTEE FOR USSHERIDAN TRUST (WESTWORKS CONSULTANCY)				1,210.00
			12862 - TREE SURVEY - SORRENTO SLSC		1,210.00	
EF119859	30/04/2024	THE TRUSTEE FOR USSHERIDAN TRUST (WESTWORKS CONSULTANCY)				2,019.60
			13084 - LANDSCAPE - EXT CONT		1,086.80	
			13171 - LANDSCAPE - EXT CONT		932.80	
EF119330	15/04/2024	THE TRUSTEE FOR VANDERTOFT TRUST (ENVIRONMENTAL LAND				20,795.50
			INV-0101 - POSI TRACK SKID STEER LOADER MINIMUM 4 H	01723	1,930.50	
			INV-0103 - 8 WHEEL TIP TRUCK (MIN 4 HOURS)	01723	2,376.00	
			INV-0105 - NORTH SHORE SUMP	01723	8,316.00	
			INV-0110 - 8 WHEEL TIP TRUCK (MIN 4 HOURS)	01723	3,564.00	
			INV-0112 - LOADER WITH CLEARING RAKE (MIN 8 HOURS)	01723	4,609.00	
EF119720	30/04/2024	THE TRUSTEE FOR VANDERTOFT TRUST (ENVIRONMENTAL LAND				2,431.00
			INV-0113 - 8 WHEEL TIP TRUCK (MIN 4 HOURS)	01723	1,771.00	
			INV-0115 - POSI TRACK SKID STEER LOADER MINIMUM 4 H	01723	660.00	
EF119932	30/04/2024	THE TRUSTEE FOR VICKERY FAMILY TRUST (WANNEROO TROPHY SHOP)				80.30
			50809 - TROPHY FOR CUSTOMER SERVICE TEAM		80.30	
EF119779	30/04/2024	THE TRUSTEE FOR WRS TRUST T_AS MASTEC AUSTRALIA PTY LTD				37,402.33
			INV15625 - 360 LITRE BIN COMPLETE - FIS JOONDALUP D	VP360701	35,401.21	
			INV15626 - 360 LITRE BIN LIDS - JANDAKOT DEPOT	VP360701	2,001.12	
EF119208	15/04/2024	THE WCD UNIT TRUST				5,902.53
			160805 - RATES REFUND		5,902.53	
EF119481	15/04/2024	TII AUSTRALIA PTY LTD				836.88
			73645 - IRRIGATION MTCE		589.38	
			73823 - IRRIGATION MTCE		247.50	
EF119867	30/04/2024	TII AUSTRALIA PTY LTD				1,155.00
			73886 - REACTIVE MATERIALS - IRRIGATION MAINTENA		247.50	
			74017 - REACTIVE MATERIALS - IRRIGATION MAINTENA		330.00	
			74035 - REACTIVE MATERIALS - IRRIGATION MAINTENA		330.00	
			74073 - REACTIVE MATERIALS - IRRIGATION MAINTENA		247.50	
EF119593	30/04/2024	TJ & LM STAFFORD				195.00
			3264512 - SUMMER 2023/2024 REFUND		195.00	
EF119390	15/04/2024	TJ AND RJ SELICK PTY LTD (LAWN DOCTOR)				14,469.78
			722201 - VARIOUS LOCATIONS	01423	14,469.78	
EF119470	15/04/2024	TOOLMART				282.75

## CEO's Delegated Payments List - Regulation 13(1)

## Local Government (Financial Management) regulations 1996 ATTACHMENT 1

## LIST OF MUNICIPAL PAYMENTS - Payment Detail for Month of April 2024

Payment No	Payment Date	Payee	Invoice Description	Contract	Invoice Amount	Payment Amount
			20240326-3-3-12432 - CONCRETING MTCE		94.75	
			JO-128351 - REACTIVE MATERIALS - LANDSCAPING MAINTEN		188.00	
EF119852	30/04/2024	TOOLMART				228.00
			20240418-3-2-29883 - REACTIVE MATERIALS - IRRIGATION MAINTENA		228.00	
EF119469	15/04/2024	TOTAL EDEN PTY LIMITED				19,945.26
			413011481 - PROVISION OF LANDSCAPE MAINTENANCE SERVI	00920	10,931.74	
			413060935 - BURNS BEACH PARK	VP363434	1,567.50	
			41306976 - INVOICE 413067976	00920	946.00	
			413096920 - IRRIGATION TECHNICIAN	00920	1,134.38	
			413098278 - PROVISION OF IRRIGATION MAINTENANCE SERV BURNS BEACH MARCH 24	00920	736.44	
			413111435 - SUPERVISOR/LEADING HAND (MINIMUM CERTIFI	00920	4,629.20	
EF119851	30/04/2024	TOTAL EDEN PTY LIMITED				12,499.24
			413098277 - PROVISION OF LANDSCAPE MAINTENANCE SERVI	00920	10,931.74	
			413098374 - PROVISION OF LANDSCAPE SERVICES ADMIRAL	VP363434	1,567.50	
EF119480	15/04/2024	TOTAL GREEN RECYCLING PTY LTD (TOTAL GREEN RECYCLING)				3,738.64
			INV-2379 - COLLECTION - LARGE LOAD		3,738.64	
EF119857	30/04/2024	TOTAL LANDSCAPE REDEVELOPMENT SERVICE PTY LTD				38,103.67
			INV-1226 - SEPTEMBER 2023 TO AUGUST 2024 - WATERING	04322	38,103.67	
EF119471	15/04/2024	TOTALLY WORKWEAR				9,778.75
			7200699252 - SAFETY VEST OPEN FRONT YELLOW C/W R/TAPE		605.00	
			7200699252 - SAFETY VEST OPEN FRONT YELLOW C/W R/TAPE	VP253695	302.50	
			7200700307 - SAFETY VESTS		134.80	
			7200702218 - SAFETY VEST		42.00	
			7200703232 - SAFETY WEAR - WOC	VP253695	79.20	
			7200703336 - SAFETY WEAR - WOC	VP253695	121.00	
			7200703560 - SAFETY WEAR - WOC	VP253695	74.80	
			7200703681 - F60119CH16 JACKET CHARCOAL -16		405.90	
			7200703984 - SAFETY WEAR - WOC	VP253695	148.50	
			7200704034 - TROUSERS KG BASICS CARGO NAVY, KINGGEE,	VP253695	155.10	
			7200704037 - SAFETY WEAR - WOC	VP253695	80.85	
			7200704040 - SAFETY WEAR - WOC	VP253695	243.65	
			7200704043 - SAFETY WEAR - WOC	VP253695	169.95	
			7200704044 - SAFETY WEAR - WOC	VP253695	295.90	
			7200704092 - VEST REVERSABLE D/N OXFORD POLY WITH REV	VP253695	33.00	
			7200704484 - HAT FRILLNECK BOTTLE GREEN, FRILL NECK F	VP253695	539.00	
			7200704832 - TROUSERS WOMEN WORKCOOL2, KINGGEE SIZE 1	VP253695	189.20	
			7200704833 - TROUSERS KG BASICS CARGO NAVY, KINGGEE,	VP253695	66.00	
			7200704834 - UNISEX SHIRT HI-VIS SPLICED Y/N L/SLEEVE	VP253695	80.85	
			7200704835 - UNISEX SHIRT HI-VIS SPLICED Y/N L/SLEEVE	VP253695	107.80	



## CEO's Delegated Payments List - Regulation 13(1)

## Local Government (Financial Management) regulations 1996 ATTACHMENT 1

## LIST OF MUNICIPAL PAYMENTS - Payment Detail for Month of April 2024

Payment No	Payment Date	Payee	Invoice Description	Contract	Invoice Amount	Payment Amount
			7200704844 - JACKET KINGGEE 4 IN 1 HI-VIS TAPED WATER	VP253695	90.20	
			7200704845 - JACKET FLYING HI-VIS R/TAPE, SIZE M	VP253695	41.80	
			7200704846 - JACKET FLYING HI-VIS R/TAPE, SIZE 2XL	VP253695	47.30	
			7200704847 - SHIRT POLO JB'S 100% POLYESTER MICRO MES	VP253695	37.40	
			7200704850 - FS1309 PANORAMA BLACK ASH MEN 3XL		112.20	
			7200704850 - FS1309 PANORAMA BLACK ASH MEN 3XL	VP253695	16.50	
			7200704976 - WOC STAFF UNIFORMS		3,432.00	
			7200704976 - WOC STAFF UNIFORMS	VP253695	440.00	
			7200705192 - SHORTS BASICS, KINGGEE, SIZE 77R/10	VP253695	132.00	
			7200705199 - SAFETY WEAR - WOC	VP253695	223.85	
			7200705203 - JUMPER WOOL BLEND NAVY, SIZE XL	VP253695	49.50	
			7200705205 - SUNHAT SEABREEZE MESH CROWN, SAND, MT CA	VP253695	159.50	
			7200705208 - VEST HI-VIS POLAR FLEECE Y/N W/W, SIZE L	VP253695	23.65	
			7200705209 - UNISEX SHIRT HI-VIS SPLICED Y/N L/SLEEVE	VP253695	80.85	
			7200705210 - WINDCHEATER 1/2 ZIP HI-VIS FLEECE YELLOW	VP253695	53.35	
			7200705213 - POLO PATERSON 1305 - N/W MENS XL		70.20	
			7200705493 - KINGGEE C-MAX5 ZIP SIDED ANKLE BOOT, BLA	VP253695	121.00	
			7200705848 - WOC STAFF UNIFORMS		214.50	
			7200705848 - WOC STAFF UNIFORMS	VP253695	27.50	
			7200706129 - SAFETY WEAR - WOC	VP253695	80.85	
			7200706143 - SAFETY WEAR - WOC		179.00	
			7200706148 - SAFETY WEAR - WOC	VP253695	59.40	
			7200706149 - SAFETY WEAR - WOC	VP253695	90.20	
			7200706245 - KINGGEE C-MAX5 WOMEN'S ZIP SIDED ANKLE B	VP253695	121.00	
EF119853	30/04/2024	TOTALLY WORKWEAR				5,180.60
			7200703848 - HAT SAFARI COTTON TWILL & MESH, BLACK, L	VP270470	23.90	
			7200704031 - PANT BIZ DETROIT REG FIT FLEXI-WAIST POL	VP253695	11.00	
			7200704031 - PANT BIZ DETROIT REG FIT FLEXI-WAIST POL	VP270470	64.90	
			7200705134 - MS2295 KEYHOLE KNIT TOP SHRT SLVE		122.00	
			7200705217 - CUSTOMER CARE UNIFORM		600.70	
			7200707020 - JACKET KINGGEE 4 IN 1 HI-VIS TAPED WATER	VP253695	139.70	
			7200707029 - WINDCHEATER 1/2 ZIP HI-VIS FLEECE YELLOW	VP253695	29.70	
			7200707030 - WINDCHEATER 1/2 ZIP HI-VIS FLEECE YELLOW	VP253695	29.70	
			7200707031 - JACKET BIZ APEX MENS SOFTSHELL POLY FLEE	VP253695	5.50	
			7200707031 - JACKET BIZ APEX MENS SOFTSHELL POLY FLEE	VP270470	42.90	
			7200707033 - LADIES AP PATERSON POLO		70.20	

## CEO's Delegated Payments List - Regulation 13(1)

## Local Government (Financial Management) regulations 1996 ATTACHMENT 1

## LIST OF MUNICIPAL PAYMENTS - Payment Detail for Month of April 2024

Payment No	Payment Date	Payee	Invoice Description	Contract	Invoice Amount	Payment Amount
			7200707041 - UNISEX SHIRT HI-VIS SPLICED Y/N L/SLEEVE	VP253695	179.85	
			7200707046 - UNISEX SHIRT HI-VIS SPLICED Y/N L/SLEEVE	VP253695	222.75	
			7200707050 - YOUTH SERVICES - UNIFORM ORDER DEC 2023		52.10	
			7200707053 - JACKET FLYING HI-VIS R/TAPE, SIZE S	VP253695	47.30	
			7200707055 - JACKET FLYING HI-VIS R/TAPE, SIZE L	VP253695	290.40	
			7200707056 - JACKET FLYING HI-VIS R/TAPE, SIZE M	VP253695	47.30	
			7200707280 - VEST REVERSABLE D/N OXFORD POLY WITH REV	VP253695	33.00	
			7200707441 - SAFETY GUMBOOTS C/W STEEL CAP, SIZE 6	VP253695	27.50	
			7200707555 - TROUSERS KG BASICS CARGO NAVY, KINGGEE,	VP253695	99.00	
			7200707556 - KING GEE PANTS NARROW TRADIE, OILED NAVY	VP253695	110.00	
			7200707557 - UNISEX SHIRT HI-VIS SPLICED Y/N L/SLEEVE	VP253695	146.85	
			7200707560 - UNISEX SHIRT HI-VIS SPLICED Y/N L/SLEEVE	VP253695	53.90	
			7200707561 - WINDCHEATER 1/2 ZIP HI-VIS FLEECE YELLOW	VP253695	29.70	
			7200707563 - WINDCHEATER 1/2 ZIP HI-VIS FLEECE YELLOW	VP253695	53.35	
			7200707565 - JACKET FLYING HI-VIS R/TAPE, SIZE XL	VP253695	47.30	
			7200707566 - JACKET FLYING HI-VIS R/TAPE, SIZE 2XL	VP253695	47.30	
			7200707567 - JACKET FLYING HI-VIS R/TAPE, SIZE L	VP253695	182.05	
			7200707568 - STANDARD SIZE EMBROIDERY APPLICATION APP		165.00	
			7200707568 - STANDARD SIZE EMBROIDERY APPLICATION APP	VP253695	16.50	
			7200707571 - SHORTS BASICS, KINGGEE, SIZE 82R/12	VP253695	261.25	
			7200708078 - JACKET KINGGEE 4 IN 1 HI-VIS TAPED WATER	VP253695	79.20	
			7200708459 - FS1309 PANORAMA BALCK ASH 3XL		85.80	
			7200708459 - FS1309 PANORAMA BALCK ASH 3XL	VP253695	11.00	
			7200708460 - KING GEE PANTS NARROW TRADIE, OILED NAVY	VP253695	165.00	
			7200708463 - KING GEE PANTS NARROW TRADIE, OILED NAVY	VP253695	215.60	
			7200708464 - JACKET FLYING HI-VIS R/TAPE, SIZE 2XL	VP253695	77.00	
			7200708466 - SHORTS BASICS, KINGGEE, SIZE 102R/20	VP253695	75.90	
			7200708467 - WINDCHEATER 1/2 ZIP HI-VIS FLEECE YELLOW	VP253695	59.40	
			7200708839 - SAFETY WEAR - WOC	VP253695	121.00	
			7200709032 - SAFETY WEAR - WOC	VP253695	66.00	
			7200709033 - SHORTS BASICS, KINGGEE, SIZE 107R/22	VP253695	50.60	
			7200709719 - BOOTS WHYALLA BLACK, STEEL BLUE 312108,	VP253695	132.00	

## CEO's Delegated Payments List - Regulation 13(1)

## Local Government (Financial Management) regulations 1996 ATTACHMENT 1

## LIST OF MUNICIPAL PAYMENTS - Payment Detail for Month of April 2024

Payment No	Payment Date	Payee	Invoice Description	Contract	Invoice Amount	Payment Amount
			7200709884 - WINDCHEATER 1/2 ZIP HI-VIS FLEECE YELLOW	VP253695	29.70	
			7200709888 - SHIRT POLO JB'S 100% POLYESTER MICRO MES	VP253695	74.80	
			7200709892 - WINDCHEATER 1/2 ZIP HI-VIS FLEECE YELLOW	VP253695	29.70	
			7200709893 - TROUSERS KG BASICS CARGO NAVY, KINGGEE,	VP253695	179.85	
			7200709894 - TROUSERS KG BASICS CARGO NAVY, KINGGEE,	VP253695	239.80	
			7200709896 - FS2305NW12 POLO AP PATERSON PIQUE		121.80	
			7200709903 - UNISEX SHIRT HI-VIS SPLICED Y/N L/SLEEVE	VP253695	113.85	
EF119863	30/04/2024	TOWN TEAM MOVEMENT LTD				2,904.00
			812 - PLACEMAKING CONSULTANCY		924.00	
			824 - PLACE MAKING STRATEGY		1,980.00	
EF119864	30/04/2024	TP3 PTY LTD (JOONDALUP TROPHIES)				1,522.13
			IV00000002775 - STUDENT CITIZENSHIP MEDALLIONS		1,522.13	
EF119472	15/04/2024	T-QUIP				5,061.25
			128041#32 - BLADE TORO 360		2,288.40	
			128279#32 - PARTS		2,772.85	
EF119860	30/04/2024	TRANSAIR HOLDINGS PTY LTD T/AS TRANSAIR TWO-WAY RADIO				4,527.99
			20816 - 6 X RADIOS		4,527.99	
EF119206	15/04/2024	TRAVIS & SALLY PRICE				1,673.81
			138641 - RATES REFUND		1,673.81	
EF119241	15/04/2024	TREVLIN JOY COELHO				25.83
			1047214_08/04/24 - ANIMAL REGISTRATION REFUND		25.83	
113144	11/04/2024	TRIO HOME BUILDERS WA PTY LTD				450.18
			BPC23/1783 - REFUND BUILDING SERVICES LEVY		450.18	
EF119473	15/04/2024	TRITON ELECTRICAL CONTRACTORS PTY LTD				13,772.00
			25476TE - PRINCE REGENT PARK	01321	9,710.80	
			25508TE - GASCOYNE PARK	01321	322.30	
			25511TE - ANNATO PARK	01321	231.00	
			25548TE - MARRI PARK	01321	731.50	
			25574TE - PERCY DOYLE 1 AND 2	01321	913.00	
			25580TE - ILUKA SPORTS	01321	132.00	
			25581TE - QUALIFIED ELECTRICIAN (NORMAL WORKING HO	01321	198.00	
			25597TE - SEACREST PARK	01321	1,533.40	
EF119856	30/04/2024	TRITON ELECTRICAL CONTRACTORS PTY LTD				7,830.90
			25348TE - QUALIFIED ELECTRICIAN (NORMAL WORKING HO	01321	429.00	
			25452TE - PERCY DOYLE SWITCH	01321	1,277.10	
			25534TE - QUALIFIED ELECTRICIAN (NORMAL WORKING HO	01321	1,207.80	
			25576TE - MATERIALS / PARTS MARKUP 10%	01321	2,365.00	
			25584TE - QUALIFIED ELECTRICIAN (NORMAL WORKING HO	01321	731.50	
			25589TE - WARWICK OPEN SPACE	01321	132.00	
			25612TE - QUALIFIED ELECTRICIAN (NORMAL WORKING HO	01321	198.00	
			25626TE - QUALIFIED ELECTRICIAN (NORMAL WORKING HO	01321	132.00	

## CEO's Delegated Payments List - Regulation 13(1)

## Local Government (Financial Management) regulations 1996 ATTACHMENT 1

## LIST OF MUNICIPAL PAYMENTS - Payment Detail for Month of April 2024

Payment No	Payment Date	Payee	Invoice Description	Contract	Invoice Amount	Payment Amount
			25632TE - GASCOYNE PARK	01321	132.00	
			25634TE - HILLARYS PARK	01321	1,226.50	
EF119773	30/04/2024	TRUSTEE FOR FOK FAMILY TRUST (REALITY)	LOST			771.00
			11 - 23 PEOPLE - MONDAY 8 APRIL 2024		771.00	
EF119730	30/04/2024	TRUSTEE FOR GARACHE TRUST T/AS CREATIVE	AS GK			3,375.00
			GKC2022024 - PLEASE SLOW DOWN CONSIDER OUR KIDS STICK		3,375.00	
EF119861	30/04/2024	TRUSTEE FOR J & E TROTT TRUST & TRUSTEE FOR MATTHEW	THE			1,078.00
			26831 - COURSE15-19 MAR SHR		1,078.00	
EF119478	15/04/2024	TRUSTEE FOR KAFAMI KHORASAN TRUST PARADISE	FAMILY			220.00
			COJ-2023-01 23/03/24 - CATERING FOR HARMONY EVENT		220.00	
EF119768	30/04/2024	TRUSTEE FOR PIETERS INVESTMENT (LIQUOR BARONS MARMION)	NT TRUST			1,248.00
			381-4113 - SELECTED WINES/ QUOTE 222-1		1,248.00	
EF119500	15/04/2024	TRUSTEE FOR RANSBERG UNIT TRUST WA PREMIX	JUST T/AS			4,413.64
			CL9101/01 - HOCKING PDE SORRENTO		297.44	
			CL9101/02 - KAZAN CL JOONDALUP	VP358492	393.36	
			CL9101/03 - BUCKHAVEN CT KINGSLEY	VP358492	196.68	
			NE8816/06 - CREAM COLOURED CONCRETE DAYTONA DRV ILUKA	VP358492	689.92	
			NE9292/01 - CORNER HODGES DRIVE AND OCEAN REEF ROAD	VP358492	344.52	
			NE9292/02 - LEVANT PLACE KINGSLEY	VP358492	262.24	
			NE9346/01 - YORKSHIRE GROVE	VP358492	196.68	
			NE9346/03 - PARNELL AVE	VP358492	327.80	
			NE9346/04 - GLENGARRY DVE	VP358492	459.36	
			NE9346/05 - MARINA BLVD	VP358492	262.24	
			NE9346/06 - COLDLAKE COURT	VP358492	524.48	
			NE9346/08 - DAYTONA DRIVE	VP358492	196.68	
			NE9346/09 - ST GEORGES ST	VP358492	262.24	
EF119887	30/04/2024	TRUSTEE FOR RANSBERG UNIT TRUST WA PREMIX	JUST T/AS			3,321.34
			NE9346/02 - LESS THAN 3.4M3 - KERB MIX (32 MPA / 7MM	VP358492	524.48	
			NE9346/07 - LESS THAN 3.4M3 - 25 MPA / 14MM MAXIMUM	VP358492	574.20	
			NE9346/07A - LESS THAN 3.4M3 - 25 MPA / 14MM MAXIMUM	VP358492	574.20	
			NE9398/01 - CORNER CORNELL PARADE AND WESLEY RISE JO	VP358492	287.10	
			NE9398/02 - GLENGARRY DVE	VP358492	287.10	
			NE9398/03 - GOSS ROAD PADBURY	VP358492	229.68	
			NE9398/05 - FLOTILLA DRIVE	VP358492	327.80	
			NE9398/06 - WARWICK ROAD GREENWOOD	VP358492	172.26	
			NE9398/07 - BROADBEACH BLVD	VP358492	344.52	
EF119337	15/04/2024	TRUSTEE FOR THE JANSEN GRAY TRUST T/AS GEOFF'S TREE	FAMILY			74,073.45
			J2309039122 - PARKSIDE PARK WOODVALE SOUTH	03520A	402.60	
			J2309206787 - SUPPLY AND OPERATE AN ELEVATED 5M WORK PLATFORM KIERMAN PARK	03520A	3,311.00	
			J2401038987 - LAKE VALLEY PARK	03520A	3,509.00	

## CEO's Delegated Payments List - Regulation 13(1)

## Local Government (Financial Management) regulations 1996 ATTACHMENT 1

## LIST OF MUNICIPAL PAYMENTS - Payment Detail for Month of April 2024

Payment No	Payment Date	Payee	Invoice Description	Contract	Invoice Amount	Payment Amount
			J2401039002 - SUPPLY AND OPERATE AN ELEVATED 19M WORK	03520A	877.25	
			J2401097920 - TREE REMOVAL INCLUDING DISPOSAL OF PRUNI	03520A	358.60	
			J2401097944 - CIRCLE PARK WARWICK	03520A	358.60	
			J2401108146 - SHERINGTON ROAD, GREENWOOD	03520A	950.40	
			J2401118163 - NOEL GANNON PARK, DUNCRAIG	03520A	1,900.80	
			J2401188196 - SPIRULA WAY HEATHRIDGE	03520A	1,962.40	
			J2401188422 - QUILTER DRIVE, DUNCRAIG	03520A	420.20	
			J2401228135 - CARR PARK, WARWICK	03520A	2,838.00	
			J2401248194 - TREE REMOVAL INCLUDING DISPOSAL OF PRUNI	03520A	481.80	
			J2401248195 - ADMIRAL GROVE HEATHRIDGE	03520A	358.60	
			J2401257894 - DEAKIN GATE WESTERN VERGE	03520A	950.40	
			J2401298174 - TREE REMOVAL INCLUDING DISPOSAL OF PRUNI	03520A	2,471.70	
			J2402078547 - CHARING CROSS PARK JOONDALUP	03520A	1,961.30	
			J2402228741 - TREE REMOVAL INCLUDING DISPOSAL OF PRUNI	03520A	358.60	
			J2402268549 - TREE REMOVAL INCLUDING DISPOSAL	03520A	358.60	
			J2402268813 - TREE REMOVAL INCLUDING DISPOSAL	03520A	3,227.40	
			J2402268923 - CRAIGIE DRIVE, CRAIGIE	03520A	358.60	
			J2402278516 - SHADYGLEN MEWS EDGEWATER	03520A	1,841.40	
			J2403059014 - DONCASTER SQ CURRAMBINE	03520A	717.20	
			J2403079101 - SUPPLY A CHIPPER CREW TO UNDERTAKE CHIPP	03520A	603.90	
			J2403079124 - COCKMAN PARK GREENWOOD	03520A	877.25	
			J2403128979 - DUNKELD GLEN KINROSS	03520A	301.40	
			J2403128991 - TREE REMOVAL INCLUDING DISPOSAL OF PRUNI	03520A	950.40	
			J2403129028 - HERRESHOFF RAMBLE OCEAN REEF	03520A	1,075.80	
			J2403129030 - TREE REMOVAL INCLUDING DISPOSAL OF PRUNI	03520A	420.20	
			J2403129099 - SIMCOE CRT JOONDALUP	03520A	602.80	
			J2403138201 - TREE REMOVAL INCLUDING DISPOSAL OF PRUNI	03520A	358.60	
			J2403139112 - TREE REMOVAL INCLUDING DISPOSAL OF PRUNI	03520A	1,012.00	
			J2403159344 - SUPPLY AND OPERATE AN ELEVATED 19M WORK	03520A	1,228.15	
			J2403218903 - SUPPLY AND OPERATE AN ELEVATED 19M WORK	03520A	701.80	
			J2403219151 - SUPPLY AND OPERATE AN ELEVATED 16M WORK	03520A	653.40	
			J2403219337 - SUPPLY A CHIPPER CREW TO UNDERTAKE CHIPP	03520A	402.60	
			J2403279351 - KANANGRA PARK, GREENWOOD	03520A	4,536.40	
			J2405037824 - SUPPLY A TRAINED CLIMBER FOR SPECIALISED	03520A	1,085.70	

## CEO's Delegated Payments List - Regulation 13(1)

## Local Government (Financial Management) regulations 1996 ATTACHMENT 1

## LIST OF MUNICIPAL PAYMENTS - Payment Detail for Month of April 2024

Payment No	Payment Date	Payee	Invoice Description	Contract	Invoice Amount	Payment Amount
			J2405038625 - TALBOT DRIVE, KINGSLEY	03520A	490.05	
			J2405038636 - SUPPLY AND OPERATE AN ELEVATED 16M WORK	03520A	653.40	
			J2405038818 - SUPPLY AND OPERATE AN ELEVATED 16M WORK	03520A	326.70	
			J2405038830 - TULSE RISE, KINGSLEY	03520A	653.40	
			J2405038835 - SUPPLY AND OPERATE AN ELEVATED 16M WORK	03520A	653.40	
			J2405039018 - SUPPLY AND OPERATE AN ELEVATED 5M WORK P	03520A	452.10	
			J2406038222 - SUPPLY AND OPERATE AN ELEVATED 16M WORK	03520A	653.40	
			J2406038365 - SUPPLY AND OPERATE AN ELEVATED 16M WORK	03520A	653.40	
			J2406038902 - SUPPLY AND OPERATE AN ELEVATED 5M WORK P	03520A	301.40	
			J2406038904 - SUPPLY AND OPERATE AN ELEVATED 16M WORK	03520A	326.70	
			J2406038917 - COOLIBAH DRIVE, GREENWOOD	03520A	1,052.70	
			J2406038989 - SUPPLY AND OPERATE AN ELEVATED 5M WORK P	03520A	301.40	
			J2406038990 - SUPPLY AND OPERATE AN ELEVATED 16M WORK	03520A	653.40	
			J2406039015 - SUPPLY AND OPERATE AN ELEVATED 5M WORK P	03520A	1,205.60	
			J2406039097 - SUPPLY AND OPERATE AN ELEVATED 5M WORK P	03520A	301.40	
			J2407028321 - SUPPLY AND OPERATE AN ELEVATED 16M WORK PLATFORM BLUE LAKE PARK	03520A	816.75	
			J2408039131 - HENTY LOOP WOODVALE	03520A	402.60	
			J2409039096 - SUPPLY GROUND CREW FOR GENERAL PRUNING W	03520A	387.75	
			J2411038300 - TREE REMOVAL INCLUDING DISPOSAL OF PRUNI	03520A	765.60	
			J2412028358 - VOLANTE ELBOW, OCEAN REEF	03520A	816.75	
			J2414038819 - FAIRWAY CIRCLE, CONNOLLY	03520A	301.40	
			J2414038836 - THE RETURN, WOODVALE	03520A	301.40	
			J2414039006 - TREETOP AVE EDGEWATER	03520A	653.40	
			J2414039230 - TIMBERLANE DRIVE WOODVALE	03520A	301.40	
			J2415028540 - MOORING CRES, OCEAN REEF	03520A	452.10	
			J2415028632 - KEANS AVE, SORRENTO	03520A	301.40	
			J2415039212 - DUNDEE CRT DUNCRAIG	03520A	653.40	
			J2415039264 - SUPPLY AND OPERATE AN ELEVATED 5M WORK P	03520A	602.80	
			J2418039011 - CHRISTMAS AVE HEATHRIDGE	03520A	301.40	
			J2419039095 - TREE REMOVAL INCLUDING DISPOSAL OF PRUNI	03520A	717.20	
			J2419039138 - SUPPLY A TRAINED CLIMBER FOR SPECIALISED	03520A	723.80	
			J2419039153 - SUPPLY A TRAINED CLIMBER FOR SPECIALISED TREE WORK BALLYBUNION CRES CONNOLLY	03520A	723.80	
			J2419039226 - SUPPLY AND OPERATE AN ELEVATED 16M WORK	03520A	1,012.00	
			J2419039239 - TREE REMOVAL INCLUDING DISPOSAL OF PRUNI	03520A	717.20	

## CEO's Delegated Payments List - Regulation 13(1)

## Local Government (Financial Management) regulations 1996 ATTACHMENT 1

## LIST OF MUNICIPAL PAYMENTS - Payment Detail for Month of April 2024

Payment No	Payment Date	Payee	Invoice Description	Contract	Invoice Amount	Payment Amount
			J2419039272 - TREE REMOVAL INCLUDING DISPOSAL OF PRUNI	03520A	358.60	
			J2420038824 - SUPPLY AND OPERATE AN ELEVATED 19M WORK	03520A	1,052.70	
			J2420039137 - SUPPLY AND OPERATE AN ELEVATED 5M WORK P	03520A	1,262.80	
			J2420039261 - SUPPLY AND OPERATE AN ELEVATED 16M WORK	03520A	326.70	
			J2420039265 - SUPPLY AND OPERATE AN ELEVATED 16M WORK	03520A	653.40	
			J2420039269 - JUNIPER PARK DUNCRAIG	03520A	526.35	
			J2423038980 - SUPPLY AND OPERATE AN ELEVATED 16M WORK	03520A	1,687.40	
			J2423039259 - SUPPLY AND OPERATE AN ELEVATED 19M WORK	03520A	1,052.70	
			J2423039364 - SUPPLY AND OPERATE AN ELEVATED 5M WORK P	03520A	602.80	
			J2428028604 - FILBERT STREET, GREENWOOD	03520A	653.40	
			J2428028618 - SUPPLY AND OPERATE AN ELEVATED 16M WORK	03520A	326.70	
			J2428028619 - SUPPLY AND OPERATE AN ELEVATED 19M WORK PLATFORM HARTLEY CT GREENWOOD	03520A	526.35	
			J411018323 - WARWICK ROAD DUNCRAIG	03520A	326.70	
			J414038832 - GALEN RISE, WOODVALE	03520A	301.40	
EF119725	30/04/2024	TRUSTEE FOR THE JANSEN GRAY FAMILY TRUST T/AS GEOFF'S TREE				48,950.00
			J2403049354 - TREE REMOVAL INCLUDING DISPOSAL OF PRUNI	03520A	358.60	
			J2404088452 - SUPPLY AND OPERATE AN ELEVATED 19M WORK	03520A	1,052.70	
			J2404088744 - MACQUARIE AVE, PADBURY	03520A	701.80	
			J2406039053 - SUPPLY AND OPERATE AN ELEVATED 16M WORK	03520A	816.75	
			J2409049276 - SUPPLY AND OPERATE AN ELEVATED 5M WORK P	03520A	602.80	
			J2409049279 - NEWHAM PARK KINGSLEY	03520A	816.75	
			J2409049343 - SUPPLY AND OPERATE AN ELEVATED 5M WORK P	03520A	301.40	
			J2409049348 - SUPPLY AND OPERATE AN ELEVATED 5M WORK P	03520A	301.40	
			J2409049352 - SUPPLY AND OPERATE AN ELEVATED 5M WORK P	03520A	602.80	
			J2409049448 - SUPPLY AND OPERATE AN ELEVATED 5M WORK P	03520A	301.40	
			J2410049360 - KATISHA ST, DUNCRAIG	03520A	1,034.00	
			J2410049466 - SUPPLY AND OPERATE AN ELEVATED 5M WORK P	03520A	301.40	
			J2411048984 - ALFRETON PARK	03520A	5,614.40	
			J2411049511 - GEMMELL WAY, HILLARYS		452.10	
			J2411049534 - REACTIVE CONTRACTORS - TREE MAINTENANCE		602.80	
			J2412049353 - SUPPLY AND OPERATE AN ELEVATED 5M WORK P	03520A	301.40	
			J2412049414 - EDDINGTON RD, TUART IN PARK, JACARANDA	03520A	490.05	
			J2412049458 - SUPPLY AND OPERATE AN ELEVATED 16M WORK	03520A	326.70	
			J2412049467 - SUPPLY AND OPERATE AN ELEVATED 5M WORK P	03520A	301.40	

## CEO's Delegated Payments List - Regulation 13(1)

## Local Government (Financial Management) regulations 1996 ATTACHMENT 1

## LIST OF MUNICIPAL PAYMENTS - Payment Detail for Month of April 2024

Payment No	Payment Date	Payee	Invoice Description	Contract	Invoice Amount	Payment Amount
			J2412049533 - REACTIVE CONTRACTORS - TREE MAINTENANCE		301.40	
			J2412049541 - REACTIVE CONTRACTORS - TREE MAINTENANCE		602.80	
			J2412049545 - REACTIVE CONTRACTORS - TREE MAINTENANCE		301.40	
			J2412049610 - PICNIC PARADE BURNS BEACH		1,579.05	
			J2414039004 - BRAZIER PARK PADBURY	03520A	816.75	
			J2414039147 - SUPPLY AND OPERATE AN ELEVATED 16M WORK	03520A	1,796.85	
			J2419039091 - TREE REMOVAL INCLUDING DISPOSAL OF PRUNI	03520A	23,432.20	
			J2420039260 - TREE REMOVAL INCLUDING DISPOSAL OF PRUNI	03520A	1,075.80	
			J2420039536 - REACTIVE CONTRACTORS - TREE MAINTENANCE		602.80	
			J2422039144 - TREE REMOVAL INCLUDING DISPOSAL OF PRUNI	03520A	2,209.90	
			J2422039240 - MARCO POLO MEWS CURRAMBINE	03520A	950.40	
EF119840	30/04/2024	TRUSTEE FOR THE JAYEMEF FAMILY TRUST & A.M WOOD T/AS STAR				150.00
			29208 - RM - ROLLER DOORS EXT MATERIAL PURC		150.00	
EF119669	30/04/2024	TRUSTEE FOR THE MAXSPEED FAMILY TRUST (BEST WEST DRIVING				75.00
			INV-27882 - RYDE VOLUNTEER DRIVING ASSESSMENT		75.00	
EF119799	30/04/2024	TRUSTEE FOR THE WATSON FAMILY TRUST #2 (NATIONAL PARKING				3,113.00
			INV-153289 - FBT CAR PARK VALUATION		3,113.00	
EF119846	30/04/2024	TRUSTEE FOR THE WILSON TRUST (SESSIONS AT CRAIGIE)				26.40
			INV-0023 - MILK SUPPLIER FOR STAFF ROOM		26.40	
EF119441	15/04/2024	TRUSTEE FOR WHEELRIGHT FAMILY TRUST (RW QUANTITY SURVEYORS)				2,310.00
			INV-0714 - HEATHRIDGE PARK		2,310.00	
EF119479	15/04/2024	TURF CARE WA PTY LTD				628.10
			INV-7643 - VARIOUS LOCATIONS	VP350044	628.10	
EF119865	30/04/2024	TURF CARE WA PTY LTD				628.10
			INV-7642 - WARWICK OPEN SPACE	VP350044	628.10	
EF119402	15/04/2024	TUTAKI UNIT TRUST				8,700.60
			1503-2 - MARQUEES & FURNITURE HTBGTC - SORRENTO		1,210.00	
			1603-2 - MARQUEES & FURNITURE HTBGTC - TOM SIMPSO		1,210.00	
			1902 - MARQUEES & FURNITURE- ELECTRIC KINGDOM		2,877.00	
			503 - MARQUEES & FURNITURE - PRAM PEOPLE		1,495.60	
			703-5 - FURNITURE FOR ARETHA		1,908.00	
EF119786	30/04/2024	TUTAKI UNIT TRUST				99.00
			1902-2 - 3 X MISSING PIPPEE CHAIRS		99.00	
EF119724	30/04/2024	TYSON WARREN FOSTER (FOXLAB FINE ART)				225.00
			INV-4073 - DOCUMENTATION AND DIGITAL FILES		225.00	
EF119873	30/04/2024	ULTIMATE POSITIONING GROUP PTY LTD				3,234.00
			PIN011984 - STRUCTURES - EXT CONT		3,234.00	
EF119872	30/04/2024	ULVERSCROFT LARGE PRINT BOOKS				547.93



## CEO's Delegated Payments List - Regulation 13(1)

## Local Government (Financial Management) regulations 1996 ATTACHMENT 1

## LIST OF MUNICIPAL PAYMENTS - Payment Detail for Month of April 2024

Payment No	Payment Date	Payee	Invoice Description	Contract	Invoice Amount	Payment Amount
			I154062AU - LARGE PRINT & AUDIO FOR BOOKS ON WHEELS		547.93	
EF119487	15/04/2024	UNICARD SYSTEMS PTY. LIMITED				8,189.50
			INV-78631 - CRAIGIE LEISURE CENTRE		8,189.50	
EF119488	15/04/2024	UNITED EQUIPMENT PTY LIMITED UNITED FORKLIFT	AS			3,962.05
			61A-107985. - SHORT PAID INV 61A-107985		18.00	
			61F-084765 - FORKLIFT & TELEHANDLER HIRE		2,400.75	
			61F-085810 - FORKLIFT & TELEHANDLER HIRE		491.15	
			61F-085888 - FORKLIFT & TELEHANDLER HIRE		1,052.15	
EF119489	15/04/2024	UNITING GLOBAL PTY LTD				5,906.44
			INV-1330 - CLASS 3 - CLEANER (SATURDAY)	03922	798.67	
			INV-1348 - CLASS 4 - CLEANER (MONDAY TO FRIDAY)	03922	236.74	
			INV-1349 - CLASS 2 - CLEANER (SATURDAY)	03922	794.40	
			INV-1350 - WARWICK HALL	03922	199.32	
			INV-1351 - WARWICK HALL	03922	49.83	
			INV-1352 - ADMIN BUILDING	03922	249.15	
			INV-1353 - CLASS 3 - CLEANER (MONDAY TO FRIDAY)	03922	597.96	
			INV-1354 - CLASS 4 - CLEANER (MONDAY TO FRIDAY)	03922	74.76	
			INV-1357 - DUNCRAIG HALL	03922	149.49	
			INV-1358 - CLASS 3 - CLEANER (SATURDAY)	03922	717.09	
			INV-1359 - CLASS 1 - CLEANER (EMERGENCY 8.00AM TO 4	03922	105.60	
			INV-1360 - CLASS 4 - CLEANER (MONDAY TO FRIDAY)	03922	336.42	
			INV-1366 - CLASS 1 - CLEANER (EMERGENCY 8.00AM TO 4	03922	105.60	
			INV-1367 - SUPPLY AND SERVICE SANITARY BINS 22L	03922	1,491.41	
EF119874	30/04/2024	UNITING GLOBAL PTY LTD				68,010.90
			INV-1381 - SCHEDULE CC CONTRACTOR CLEANING	03922	64,158.96	
			INV-1396 - CLASS 4 - CLEANER (MONDAY TO FRIDAY)	03922	336.42	
			INV-1397 - CLASS 4 - CLEANER (MONDAY TO FRIDAY)	03922	336.42	
			INV-1398 - CLASS 3 - CLEANER (SUNDAY)	03922	415.14	
			INV-1399 - CLASS 1 - CLEANER (MONDAY TO FRIDAY)	03922	872.03	
			INV-1400 - CLASS 4 - CLEANER (MONDAY TO FRIDAY)	03922	498.30	
			INV-1401 - VARIOUS LOCATIONS	03922	199.36	
			INV-1412 - VARIOUS LOCATIONS	03922	311.50	
			INV-1413 - VARIOUS LOCATIONS	03922	249.17	
			INV-1414 - WOODVALE LIBRARY	03922	528.00	
			INV-1415 - JOONDALUP LIBRARY	03922	105.60	
EF119454	15/04/2024	VEOLIA RECYCLING & RECOVERY PTY LTD				6,962.96
			57686429 - 751 WHITFORDS AVE CRAIGIE	03217	1,301.62	
			57686437 - 11 MACDONALD AVE PADBURY	03217	149.13	
			57686453 - 1, 16 SAIL TCE HEATHRIDGE	03217	198.84	
			57686470 - 922 OCEAN REEF RD OCEAN REEF	03217	661.10	

## CEO's Delegated Payments List - Regulation 13(1)

## Local Government (Financial Management) regulations 1996 ATTACHMENT 1

## LIST OF MUNICIPAL PAYMENTS - Payment Detail for Month of April 2024

Payment No	Payment Date	Payee	Invoice Description	Contract	Invoice Amount	Payment Amount
			57686488 - 187 GRAND BLVD JOONDALUP	03217	198.84	
			57686496 - SERVICE 1.5 M3 BIN (GENERAL WASTE - NON	03217	274.09	
			57686509 - 6 MIAMI BEACH PROM ILUKA	03217	94.69	
			57686517 - 102 BOAS AVE JOONDALUP	03217	546.80	
			57686525 - 86 LLOYD DRIVE WARWICK	03217	70.29	
			57686533 - 17 WINTON RD JOONDALUP	03217	49.71	
			57686541 - 86 LLOYD DRIVE WARWICK	03217	425.39	
			57686568 - OCEANSIDE PROM MULLALOO	03217	511.97	
			57686736 - 120 CANDLEWOOD BLVD JOONDALUP	03217	49.71	
			57686761 - SERVICE 3 M3 BIN (GENERAL WASTE - NON RE	03217	546.80	
			57686963 - 15 BANKS AVE HILLARYS	03217	78.10	
			57693581 - 86 LLOYD DR WARWICK	03217	142.03	
			57694242 - 115 WHITFORDS AVE HILLARYS	03217	820.26	
			57705474 - 6 DUGDALE ST WARWICK	03217	39.05	
			57712842 - U 2, 40 WARWICK RD DUNCRAIG	03217	15.62	
			57715795 - WHITFORDS AVE HILLARYS	03217	788.92	
EF119839	30/04/2024	VEOLIA RECYCLING & RECOVERY PTY LTD			664,126.45	
			167133 - DRIVE-BYS FOR DOMESTIC COLLECTION	03217	496,496.04	
			167134 - DECALS FOR WASTE TRUCKS		10,098.00	
			57615891 - PROCESSING OF GARDEN ORGANIC WASTE (ARIS	VP370257	151,092.15	
			57686787 - MULTI-USE DWELLINGS - DOMESTIC REFUSE	03217	6,440.26	
EF119493	15/04/2024	VEXEL PTY LTD			7,096.32	
			49519 - COMPOSTABLE DOG WASTE BAG (ROLL OF 500)	01023	7,096.32	
EF119623	30/04/2024	VICKI FRANKLIN			540.00	
			130764 - RATES REFUND		540.00	
EF119622	30/04/2024	VIJAY RAVISEKAR			237.50	
			CRN-110424043658 - REBATE - CCTV		237.50	
EF119608	30/04/2024	VIVIANA CURTIS			195.00	
			3083568 - TEAM SPORTS REFUND		195.00	
EF119491	15/04/2024	VOCUS PTY LTD T/AS VOCUS COMMUNICATIONS			33,887.70	
			P1137143 - MONTHLY IPWAN WHITFORDS		903.10	
			P1139570 - MONTHLY INTERNET SERVICES		12,824.90	
			P1139812 - MONTHLY CLOUD /IPWAN		20,159.70	
EF119358	15/04/2024	WA BUS AND COACHLINES PTY LTD (HORIZONS WEST BUS AND			909.22	
			134558 - 11.01.24 & 18.01.24 - 23 PPL		909.22	
EF119743	30/04/2024	WA BUS AND COACHLINES PTY LTD (HORIZONS WEST BUS AND			372.75	
			100940 - BUS HIRE 04/04/2024 - 23 PEOPLE		372.75	
EF119504	15/04/2024	WA RETURN RECYCLE RENEW LTD			594.00	
			769018 - CRADLES		594.00	
EF119546	15/04/2024	WA SLASHING & FIREBREAK CONTRACTORS			10,560.00	
			A1817 - DELCOMYN PLACE CRAIGIE		1,650.00	
			A1818 - BANNISTER ROAD PADBURY		385.00	
			A1819 - BAXTER WAY PADBURY		385.00	
			A1820 - ALLENSWOOD ROAD GREENWOOD		275.00	
			A1821 - BLAXLAND WAY PADBURY		330.00	
			A1822 - BLAXLAND WAY PADBURY		330.00	

## CEO's Delegated Payments List - Regulation 13(1)

## Local Government (Financial Management) regulations 1996 ATTACHMENT 1

## LIST OF MUNICIPAL PAYMENTS - Payment Detail for Month of April 2024

Payment No	Payment Date	Payee	Invoice Description	Contract	Invoice Amount	Payment Amount
			A1823 - BROADBEACH BLVD HILLARYS		330.00	
			A1824 - BROADBEACH BLVD HILLARYS		330.00	
			A1825 - HARMAN ROAD SORRENTO		385.00	
			A1826 - HIGH STREET SORRENTO		385.00	
			A1827 - HIGH STREET SORRENTO		330.00	
			A1828 - GRAND OCEAN ENTRANCE BURNS BEACH		330.00	
			A1829 - GRAND OCEAN ENTRANCE BURNS BEACH		330.00	
			A1830 - MARRI ROAD DUNCRAIG		385.00	
			A1831 - ARTARMON RISE KALLAROO		385.00	
			A1832 - COOK AVE HILLARYS		385.00	
			A1833 - COOK AVE HILLARYS		385.00	
			A1834 - COOK AVE HILLARYS		385.00	
			A1835 - SANUR RISE ILUKA WA		825.00	
			A1836 - CASPIAN PASS ILUKA		2,035.00	
EF119503	15/04/2024	WAIVPAY LTD				1,397.20
			INV-9230 - LAKESIDE JOONDALUP GIFT CARD		252.95	
			INV-9231 - 3 X \$100 LAKESIDE GIFT CARDS		308.85	
			INV-9293 - 10X LAKESIDE GIFT CARDS		529.50	
			INV-9474 - GIFT VOUCHER FROM LAKESIDE SC		202.95	
			INV-9475 - GIFT VOUCHER FOR LAKESIDE SC		102.95	
EF119879	30/04/2024	WALGA				2,706.00
			SC-00667 - SHORT COURSE SEE INV SI-009994		-264.00	
			SI-009993 - CME - UNDERSTANDING LOCAL GOV - FTF		264.00	
			SI-009994 - SHORT COURSE 17/4/24 CN SC-00667		264.00	
			SI-009995 - CME - SERVING ON COUNCIL - FTF		1,089.00	
			SI-009997 - CME - UNDERSTANDING FINANCIAL REP - FTF		544.50	
			SI-010003 - CME - MEETING PROCEDURES - FTF		544.50	
			SI-010173 - CME - CONFLICTS OF INTEREST - VIRTUAL		264.00	
EF119542	15/04/2024	WANNEROO ELECTRICS UNIT TRUST				70,895.43
			B29333 - ADMIN METER READINGS	03022	143.55	
			B48222 - JOONDALUP ADMINISTRATION	03022	122.10	
			B48245 - TEST OPERATION AND REPAIR - CHECK OPERAT	03022	104.50	
			B48259 - TESTING AND TAGGING - TESTING OF LEADS	03022	49.50	
			B48268 - JOONDALUP LIBRARY	03022	1,684.54	
			B48279 - ELECTRICAL TRADES PERSON - NORMAL HOURS	03022	1,788.00	
			B48314 - BROADBEACH & FLINDERS LAKE	03022	813.45	
			B48339 - WHITFORDS WEST	03022	10,882.49	
			B48345 - JOONDALUP ADMINISTRATION	03022	234.30	
			G47430 - CRAIGIE LEISURE CENTRE	03022	24,084.50	
			G47830 - ANNUAL SOLAR INSPECTION BRAMSTON PARK	03022	623.70	
			G47831 - ANNUAL SOLAR INSPECTION CONNOLLY COMM CT	03022	623.70	
			G47833 - ANNUAL SOLAR INSPECTION CURRAMBINE COMM CENTRE	03022	623.70	

## CEO's Delegated Payments List - Regulation 13(1)

## Local Government (Financial Management) regulations 1996 ATTACHMENT 1

## LIST OF MUNICIPAL PAYMENTS - Payment Detail for Month of April 2024

Payment No	Payment Date	Payee	Invoice Description	Contract	Invoice Amount	Payment Amount
			G47834 - ANNUAL SOLAR INSPECTION DUNCRAIG LIBRARY	03022	623.70	
			G47835 - ANNUAL SOLAR INSPECTION - INSPECTION ACC	03022	737.00	
			G47836 - ANNUAL SOLAR INSPECTION FORREST PARK	03022	623.70	
			G47838 - ANNUAL SOLAR INSPECTION JOONDALUP LIBRARY	03022	1,323.30	
			G47839 - ANNUAL SOLAR INSPECTION - INSPECTION ACC	03022	623.70	
			G47840 - ANNUAL SOLAR INSPECTION MULTISTOREY CARPARK	03022	973.50	
			G47841 - ANNUAL SOLAR INSPECTION - INSPECTION ACC	03022	737.00	
			G47842 - ANNUAL SOLAR INSPECTION - INSPECTION ACC	03022	973.50	
			G47844 - ANNUAL SOLAR INSPECTION WARRANDYTE PARK	03022	623.70	
			G47845 - ANNUAL SOLAR INSPECTION WHITFORDS LIBRARY	03022	623.70	
			G47846 - ANNUAL SOLAR INSPECTION - INSPECTION ACC	03022	623.70	
			G47847 - ANNUAL SOLAR INSPECTION WOODVALE LIBRARY	03022	623.70	
			G48115 - CRAIGIE LEISURE	03022	1,796.30	
			G48244 - HILLARYS NORTH	03022	314.60	
			G48261 - CRAIGIE LEISURE	03022	3,270.47	
			G48320 - UNSCHEDULED MATERIAL - COST PLUS MARK-UP	03022	369.28	
			H29342 - BRAMSTON C/F	03022	206.80	
			H48099 - TESTING AND TAGGING – TESTING OF LEADS	03022	6,600.00	
			H48281 - GIBSON PARK REPAIRS	03022	810.04	
			H48331 - WORKS OPERATIONS	03022	224.95	
			H48350 - REVITALISE PARK	03022	1,067.00	
			K47775 - HILLARYS PARK - SHELTER	03022	191.40	
			K48269 - TEST OPERATION AND REPAIR – CHECK OPERAT	03022	152.35	
			K48288 - LLOYD DRIVE WARWICK	03022	1,822.70	
			K48295 - GLENBANK PARK	03022	663.41	
			K48301 - SORRENTO NORTH	03022	491.70	
			K48310 - CURRAMBINE COMMUNITY CENTRE	03022	1,007.60	
			K48323 - CURRAMBINE COMMUNITY CENTRE	03022	104.50	
			K48324 - WINDERMERE CLUBROOMS	03022	200.20	
			K48332 - WHITFORDS SEA	03022	104.50	
			K48334 - WHITFORDS LIBRARY	03022	88.00	
			K48337 - CENTRAL PARK TOILETS	03022	332.20	
			K48348 - MACNAUGHTON C/R	03022	84.70	
			K48358 - LEICHHARDT PARK	03022	104.50	
EF119928	30/04/2024	WANNEROO ELECTRICS UNIT TRUST				116,263.36
			B29243 - ADMIN & IT METER READINGS JAN 24	03022	143.55	
			B29282 - JOONDALUP ADMIN	03022	143.55	
			B47417 - ELECTRICAL TRADES PERSON - NORMAL HOURS	03022	525.95	
			B47643 - LIBRARY/RECEPTION/CIVIC CENTRE	03022	14,109.15	

## CEO's Delegated Payments List - Regulation 13(1)

## Local Government (Financial Management) regulations 1996 ATTACHMENT 1

## LIST OF MUNICIPAL PAYMENTS - Payment Detail for Month of April 2024

Payment No	Payment Date	Payee	Invoice Description	Contract	Invoice Amount	Payment Amount
			B48169 - COJ ADMINISTRATION	03022	1,694.00	
			B48215 - COJ ADMINISTRATION	03022	2,053.15	
			B48227 - JOONDALUP LIBRARY	03022	137.50	
			B48238 - WINTON ROAD MENS SHED	03022	399.30	
			B48240 - JOONDALUP ADMINISTRATION	03022	92.40	
			B48267 - JOONDALUP LIBRARY	03022	297.00	
			B48285 - JOONDALUP LIBRARY	03022	1,174.80	
			B48309 - JOONDALUP LIBRARY	03022	220.83	
			B48313 - JOONDALUP ADMIN	03022	382.80	
			B48356 - SORRENTO SOUTH MOTION SENSOR	03022	752.58	
			B48359 - TEST OPERATION AND REPAIR – CHECK OPERAT	03022	104.50	
			B48376 - ELECTRICAL TRADES PERSON - NORMAL HOURS	03022	95.70	
			B48417 - ELECTRICAL TRADES PERSON - MAXIMUM CALL	03022	361.90	
			B48421 - TEST OPERATION AND REPAIR – CHECK OPERAT	03022	104.50	
			B48424 - ELECTRICAL TRADES PERSON - NORMAL HOURS	03022	274.45	
			BGKH47546 - ENGRAVING CUSTOM LABELS	03022	1,802.68	
			G29343 - RENEW RECESSED EMERGENCY LIGHT.	03022	2,855.60	
			G47832 - ANNUAL SOLAR INSPECTION - INSPECTION ACC	03022	1,673.10	
			G48322 - PENISTONE CLUBROOMS	03022	418.55	
			G48336 - ELECTRICAL TRADES PERSON - NORMAL HOURS	03022	399.85	
			G48349 - ANNUAL SOLAR INSPECTION - INSPECTION ACC	03022	623.70	
			G48400 - ELECTRICAL TRADES PERSON - NORMAL HOURS	03022	371.31	
			G48409 - KINROSS COLLEGE	03022	290.07	
			G48412 - RENEW 1 MODULE SINGLE PHASE 10 AMP RCD/M	03022	320.10	
			G48460 - WARWICK HOCKEY LIGHTS	03022	496.65	
			G48499 - ELECTRICAL TRADES PERSON - NORMAL HOURS	03022	141.90	
			G48520 - TESTING AND TAGGING – TESTING OF LEADS	03022	99.00	
			GK48395 - OTAGO PARK	03022	765.60	
			GKH29246 - TESTING OF EXIT SIGNS OR EMERGENCY LIGHT	03022	9,644.80	
			H28926 - KINROSS SKATE PARK	03022	104.50	
			H29238 - RUST INCURSION REPORT DB - CONDITION REP	03022	12,403.60	
			H47686 - ELECTRICAL TRADES PERSON - NORMAL HOURS	03022	13,226.95	
			H47688 - ELECTRICAL TRADES PERSON - NORMAL HOURS	03022	8,539.85	
			H47858 - UNSCHEDULED MATERIAL - COST PLUS MARK-UP	03022	5,279.45	
			H48405 - KALLAROO KINDY	03022	1,012.55	
			H48428 - TEST OPERATION AND REPAIR – CHECK OPERAT	03022	104.50	
			H48436 - RENEW T8 FLUORESCENT TUBE 18W-58W. SUPPL	03022	344.30	
			H48440 - TEST OPERATION AND REPAIR – CHECK OPERAT	03022	643.78	

## CEO's Delegated Payments List - Regulation 13(1)

## Local Government (Financial Management) regulations 1996 ATTACHMENT 1

## LIST OF MUNICIPAL PAYMENTS - Payment Detail for Month of April 2024

Payment No	Payment Date	Payee	Invoice Description	Contract	Invoice Amount	Payment Amount
			H48442 - TEST OPERATION AND REPAIR – CHECK OPERAT	03022	104.50	
			H48451 - ELECTRICAL TRADES PERSON - NORMAL HOURS	03022	148.50	
			H48459 - ELECTRICAL TRADES PERSON - NORMAL HOURS	03022	313.50	
			H48476 - EMERALD PARK CLUBROOMS	03022	361.90	
			K28927 - FORM 5 NORMAL HOURS - FORM 5 COMPLETION	03022	104.50	
			K47790 - UNSCHEDULED MATERIAL - COST PLUS MARK-UP	03022	8,051.45	
			K48346 - WINDERMERE PARK TOILETS	03022	667.70	
			K48360 - EMERALD PARK	03022	331.21	
			K48382 - WINDERMERE PARK TOILETS	03022	104.50	
			K48387 - HEATHRIDGE C/C	03022	2,561.90	
			K48388 - PENISTONE PARK	03022	6,129.20	
			K48407 - TEST OPERATION AND REPAIR – CHECK OPERAT	03022	185.90	
			K48410 - OCEAN REEF FISH STATION	03022	143.55	
			K48411 - HILLARYS PARK	03022	453.20	
			K48423 - RENEW 1 MODULE SINGLE PHASE 16 AMP RCD/M	03022	169.40	
			K48446 - CONICA PARK EARTH CONNECTION	03022	220.55	
			K48449 - PRINCE REGENT RCDS	03022	458.70	
			KBH29310 - RCD TESTING PARKS – TEST AND RECORD RCD	03022	11,123.20	
EF119883	30/04/2024	WARP PTY LTD				7,816.74
			171912 - TRAILER MOUNTED FLASHING ARROW (INCLUDIN	VP401492	2,868.40	
			171913 - CREW OF ONE (1) TRAFFIC CONTROLLER, ONE	VP401492	1,724.36	
			171914 - WEST COAST DRIVE TRAFFIC CONTROL	VP401492	622.20	
			171944 - TEMPLETONIA AVENUE, MARMION	VP401492	1,540.68	
			172241 - HEPBURN AVENUE, SORRENTO	VP401492	1,061.10	
EF119224	15/04/2024	WARREN BRADLEY				500.00
			CRN-050224010933 - REBATE - CCTV		500.00	
EF119582	30/04/2024	WARREN KING				500.00
			CRN-290124094653 - REBATE - CCTV		500.00	
EF119561	30/04/2024	WARWICK GREENWOOD SENIOR CRICKET CLUB				1,003.61
			33187 - SEASON BOOKING HIRE REFUND		1,003.61	
EF119543	15/04/2024	WATER CORPORATION				7,761.02
			9003366033 19/03/24 - FRASER WAY PADBURY		4,488.47	
			9003366420 - BYRNE CL PADBURY		3,186.37	
			9003785510 03/04/24 - ILUKA BEACH SHOWERS		86.18	
EF119929	30/04/2024	WATER CORPORATION				10,890.51
			90 03073 08 9 23/02/24 - MARMION BEACH		811.76	
			90 03228 00 1 26/02/24 - GROVE CHILD CARE		804.33	
			90 03325 52 2 15/03/24 - KORELLA T/C		75.06	
			90 03331 83 4 15/03/24 - MULLALOO SLSC		3,254.07	
			90 03331 85 0 15/03/24 - MULLALOO NORTH		697.78	
			90 03337 41 9 15/03/24 - BLACKBOY PARK		19.46	
			90 03340 03 6 15/03/24 - ROB BADDOCK HALL		27.80	

## CEO's Delegated Payments List - Regulation 13(1)

## Local Government (Financial Management) regulations 1996 ATTACHMENT 1

## LIST OF MUNICIPAL PAYMENTS - Payment Detail for Month of April 2024

Payment No	Payment Date	Payee	Invoice Description	Contract	Invoice Amount	Payment Amount
			90 03352 86 2 15/03/24 - KALLAROO PRE		30.58	
			90 03353 17 9 15/03/24 - BRIDGEWATER PARK		13.90	
			90 03378 53 6 19/03/24 - BELDON PRK TOILETS		44.48	
			90 03637 03 2 28/03/24 - MIRROR PARK		58.38	
			90 03637 92 1 28/03/24 - LEXCEN PARK		69.50	
			90 03771 23 1 28/03/24 - SANTIAGO PARK		325.26	
			9003061010 19/04/24 - TROY AV MARMION		836.78	
			9003073089 19/04/24 - MARMION BEACH T/C		565.86	
			9003077098 18/04/24 - BRADEN PRK DNK FDN		8.34	
			9003361451 22/03/24 - FORREST CLUB/TC		33.36	
			9003393402 22/03/24 - OTAGO PRK T/C		266.88	
			9003733454 09/04/24 - MULTISTOREY CARPARK		350.41	
			9003738589 09/04/24 - MANAPOURI PARK		5.56	
			9003749579 09/04/24 - NEIL HAW PRK T/C		211.28	
			9003751804 09/04/24 - JOONDALUP ADMIN		1,526.22	
			9003758387 19/04/24 - CALEDONIA T/C		208.50	
			9003771215 28/03/24 - SANTIAGO PWY OCEAN REEF		5.56	
			9003801605 17/04/24 - CHRISTCHURCH T/C		11.12	
			9003803475 16/04/24 - CONNOLLY COM CEN		350.28	
			9013371135 17/04/24 - CURRAMBINE COM CNTR		258.54	
			9020667284 09/04/24 - CENTRAL WLK DRINK FN		5.56	
			9021752536 22/03/24 - CAMBERWARRA PK FOUNT		13.90	
EF119502	15/04/2024	WATERLINK ELEMENTS PTY LTD (WATER-IRRIGATION)	WATER-LINK			32,476.07
			741 - LEEWARD PARK	VP353848	14,933.20	
			744 - HILLWOOD SOUTH PARK	VP353848	16,163.74	
			754 - TIMBERLANE PARK	VP353848	1,379.13	
EF119889	30/04/2024	WATERLINK ELEMENTS PTY LTD (WATER-IRRIGATION)	WATER-LINK			11,902.47
			734 - KANANGRA PARK	VP353848	11,902.47	
EF119884	30/04/2024	WATS MANAGEMENT PTY LTD T/AS AUSTRALIA WA				693.00
			1768 - PROCESSING OF VIDEO SURVEYS		693.00	
EF119885	30/04/2024	WCP CIVIL PTY LTD				518,623.93
			30942 - SUPERINTENDANT - EXT CONT		346,839.00	
			30944 - EDDYSTONE AVE FOOTPATH		171,784.93	
EF119650	30/04/2024	WEB KEY IT PTY LTD (ABLEDOCS)				5,610.00
			848 - MS WORD TRAINING		5,610.00	
EF119378	15/04/2024	WESFARMERS KLEENHEAT GAS PTY LTD				1,393.90
			7069930 - CRAIGIE LEISURE CENTRE		1,393.90	
EF119758	30/04/2024	WESFARMERS KLEENHEAT GAS PTY LTD				1,056.70
			7111418 - CRAIGIE LEISURE CENTRE		1,056.70	
EF119837	30/04/2024	WESPRAY ON PAVING PTY LTD				5,720.00
			INV-1232 - LINE MARKING NEW BASKETBALL PADS		2,882.00	
			INV-1233 - CARR PARK, WARWICK		2,838.00	
EF119194	15/04/2024	WEST AUSTRALIAN NEWSPAPERS LIMITED				7,867.50
			1001864820240331 - ADVERTISING		7,686.30	
			8467 27/03/24 - NEWSPAPERS FOR DUNCRAIG LIBRARY		181.20	

## CEO's Delegated Payments List - Regulation 13(1)

## Local Government (Financial Management) regulations 1996 ATTACHMENT 1

## LIST OF MUNICIPAL PAYMENTS - Payment Detail for Month of April 2024

Payment No	Payment Date	Payee	Invoice Description	Contract	Invoice Amount	Payment Amount
EF119551	30/04/2024	WEST AUSTRALIAN NEWSPAPERS	IMITED			752.40
			126880 11/04/24 - GOVERNANCE NEWSPAPERS		752.40	
EF119252	15/04/2024	WEST COAST SPRING WATER (AUSSIE NATURAL SPRING WATER)				198.90
			3150590 - WATER BOTTLES - COMMERCIAL 15L		105.30	
			3170094 - WATER BOTTLES LEISURE AND CULTURAL		93.60	
EF119639	30/04/2024	WEST COAST SPRING WATER (AUSSIE NATURAL SPRING WATER)				105.30
			3189981 - WATER BOTTLES - LEISURE AND CULTURAL		105.30	
EF119496	15/04/2024	WESTERN IRRIGATION PTY LTD				33,685.23
			G56615 - SPRINKLER HUNTER I-20-04 S/S	03822	1,019.37	
			G56616 - VALVE BOX RAINBIRD JUMBO WITH LID	03822	6,703.49	
			G56617 - SPRINKLER HUNTER I-40-04 S/S	03822	1,571.28	
			G56993 - RETIC ITEMS	03822	1,522.75	
			G56995 - RETIC ITEMS	03822	2,446.32	
			G56996 - RETIC ITEMS	03822	381.62	
			G56997 - RETIC ITEMS	03822	165.58	
			G56998 - RETIC ITEMS	03822	938.11	
			G57000 - RETIC ITEMS	03822	1,830.83	
			G57001 - RETIC ITEMS	03822	192.38	
			G57005 - FITTING PVC FLANGE VANSTONE 80MM	03822	51.22	
			G57064 - FITTING PVC STUB FLANGE 80MM	03822	186.23	
			G57065 - RETIC ITEMS	03822	3,400.69	
			G57088 - SPRINKLER HUNTER I-40-06 S/S	03822	523.71	
			G57286 - RETIC ITEMS	03822	372.58	
			G57289 - RETIC ITEMS	03822	41.47	
			G57423 - NOZZLE HUNTER 12' H 180° PRO -SPRAY	03822	90.66	
			G57424 - NOZZLE TORO 2SST SIDE STRIP 2' X 6' 570	03822	24.24	
			G57425 - ELBOW EZ 15MM OLSON BLUE	03822	116.60	
			G57426 - SPRINKLER HUNTER I-20-04 S/S	03822	142.35	
			G57427 - SPRINKLER HUNTER I-20-04 S/S	03822	4,434.24	
			G57428 - SPRINKLER HUNTER I-40-04 S/S	03822	1,885.49	
			G57429 - SPRINKLER TORO 570Z-4P	03822	406.50	
			G57435 - RISER POLY ANTI-THEFT 20MM	03822	46.53	
			G57542 - SPRINKLER RAINBIRD 6504 PC S/S	03822	3,332.32	
			G57543 - SPRINKLER RAINBIRD 6504 FC S/S	03822	1,858.67	
EF119882	30/04/2024	WESTERN IRRIGATION PTY LTD				15,903.45
			G57650 - SPRINKLER HUNTER I-20-04 S/S	03822	1,571.28	
			G57651 - REACTIVE MATERIALS - IRRIGATION MAINTENA		18.70	
			G57652 - SPRINKLER HUNTER I-20-04 S/S	03822	1,445.77	
			G57771 - REACTIVE MATERIALS		66.00	
			G57772 - FITTING POLY 13MM RATCHET CLIP	03822	759.35	
			G57773 - KING ONE STEP WIRE CONNECTOR MEDIUM (BLA	03822	101.75	
			G57775 - DECODER (DATA COIL) SD SYSTEM SD-DC-E	03822	586.56	
			G57777 - SPRINKLER HUNTER I-20-04 S/S	03822	1,571.28	



## CEO's Delegated Payments List - Regulation 13(1)

## Local Government (Financial Management) regulations 1996 ATTACHMENT 1

## LIST OF MUNICIPAL PAYMENTS - Payment Detail for Month of April 2024

Payment No	Payment Date	Payee	Invoice Description	Contract	Invoice Amount	Payment Amount
			G57778 - SOLENOID VALVE BERMAD 50MM GLOBE PATTERN	03822	430.61	
			G57779 - FITTING PVC REDUCING BUSH 25MM X 20MM	03822	1,893.97	
			G57800 - REACTIVE MATERIALS		73.77	
			G57857 - CONTROLLER HUNTER X-CORE OUTDOOR 6 STATI	03822	267.67	
			G57938 - REACTIVE MATERIALS - IRRIGATION MAINTENA		139.77	
			G57975 - PIPE PVC 25MM SWJ CL 9 (6M LENGTH)	03822	243.13	
			G57976 - PIPE PVC 25MM SWJ CL 9 (6M LENGTH)	03822	645.70	
			G57977 - SOLENOID VALVE BERMAD 40 MM GLOBE PATTERN	03822	340.30	
			G57978 - REACTIVE MATERIALS - IRRIGATION MAINTENA		2,425.50	
			G57980 - GEAR DRIVE RAINBIRD 5004 PLUS S/S P/C SP	03822	907.76	
			G57981 - FITTING PVC TELESCOPIC COUPLING 50MM	03822	61.53	
			G57993 - SPRINKLER HUNTER I-20-04 S/S	03822	628.54	
			G57995 - SPRINKLER HUNTER I-20-04 S/S	03822	1,257.01	
			G58092 - HUNTER X-CORE ROAM REMOTE		467.50	
EF119544	15/04/2024	WESTERN POWER				7,382.85
			CORPB0712202 - EMERGENCY VEGETATION CLEARING SPRINGVALE DRV WARWICK		2,704.58	
			CORPB0712204 - EMERGENCY VEGETATION CLEARING MARLOCK DR GREENWOOD		1,278.27	
			CORPB0714797 - WANDINA PL DUNCRAIG		3,400.00	
EF119930	30/04/2024	WESTERN POWER				307,672.00
			CORPB0708570 - FORREST RD PADBURY		307,672.00	
113143	4/04/2024	WHITFORD LIBRARY PETTY CASH				354.45
			PERIOD ENDING 29/03/24 - PETTY CASH		354.45	
EF119501	15/04/2024	WINC AUSTRALIA PTY LIMITED (WINC AUSTRALIA)				4,706.28
			9044633879 - STATIONERY		294.99	
			9044853768 - STATIONERY		31.04	
			9044877211 - STATIONERY		82.79	
			9044922074 - STATIONERY		107.05	
			9044932862 - MARBIG EXPANDING FILE CASE 26 POCKET FOO		208.24	
			9044944887 - STATIONERY		147.13	
			9044965096 - MATTEK PVC CABLE PROTECTOR 3 SLOT 68X250		207.83	
			9044967637 - RE INVOICE 9044853768		-10.95	
			9044970994 - STATIONERY		72.93	
			9044973736 - STATIONERY		237.63	
			9044981555 - STATIONERY		376.75	
			9044987232 - VERBATIM URBAN HEADGEAR MULTIMEDIA STERE		120.01	
			9044997611 - STATIONERY		332.67	
			9045008285 - STATIONERY		594.35	
			9045015202 - UNEEDIT MEDI SWABS ALCOHOL BASED PACK 20		431.59	
			9045016951 - STATIONERY		359.58	
			9045037409 - STATIONERY		423.28	
			9045038822 - STATIONERY		147.98	
			9045056549 - STATIONERY ETC		541.39	

## CEO's Delegated Payments List - Regulation 13(1)

## Local Government (Financial Management) regulations 1996 ATTACHMENT 1

## LIST OF MUNICIPAL PAYMENTS - Payment Detail for Month of April 2024

Payment No	Payment Date	Payee	Invoice Description	Contract	Invoice Amount	Payment Amount
EF119888	30/04/2024	WINC AUSTRALIA PTY LIMITED (WINC AUSTRALIA)				8,977.69
			9044971180 - DETTOL TRU CLEAN ANTIBACTERIAL BIODEGRAD		24.05	
			9044973848 - EGO AQIUM ULTRA HAND SANITISER 375ML		125.33	
			9045008368 - STATIONERY ETC		286.41	
			9045037351 - STATIONERY		187.84	
			9045038769 - WINC LEVER ARCH FILE POLYPROPYLENE A4 GR		1,310.51	
			9045057678 - STATIONERY		273.82	
			9045057907 - WINC CARDSTOCK A3 210GSM WHITE PACK 250		230.89	
			9045060447 - STATIONERY		404.26	
			9045060545 - METRO 3475 DESKTOP STORAGE A4 GREY 5 DRA		565.99	
			9045060901 - THERMAL PAPER ROLL BPA FREE 1PLY 80X80X1		442.60	
			9045060903 - STATIONERY		442.60	
			9045061809 - MARBIG EXPANDING FILE CASE 26 POCKET FOO		84.32	
			9045068808 - CITY OF JOONDALUP DL W/FACE ENVELOPES 2		187.84	
			9045068835 - STATIONERY		14.49	
			9045070605 - STATIONERY		587.45	
			9045089641 - STATIONERY		323.03	
			9045095443 - HP MULTIPURPOSE CARBON NEUTRAL COPY PAPE		376.75	
			9045095960 - ARTLINE 541T WHITEBOARD MARKER DUAL NIB		160.05	
			9045096057 - STATIONERY		331.39	
			9045096283 - STATIONERY ETC		325.28	
			9045097852 - KLEENEX EXECUTIVE TISSUES 2 PLY 100 SHEE		563.71	
			9045099420 - STATIONERY		221.50	
			9045106893 - ISM RAW SUGAR SINGLE SERVE STICKS 3G CAR		464.97	
			9045126733 - STATIONERY		48.66	
			9045128255 - STATIONERY		330.57	
			9045135567 - STATIONERY FREIGHT CHARGE		10.95	
			9045136326 - WINC PREMIUM COLOURED COPY PAPER A4 80GS		453.08	
			9045139678 - MARBIG ENVIRO FULL STRIP STAPLER BLACK		32.33	
			9045149268 - STATIONERY		167.02	
EF119497	15/04/2024	WIZID PTY LTD				753.50
			663008 - 300X LANYARDS BLACK WITH WHITE LOGO		753.50	
EF119505	15/04/2024	WOMEN OF WORLD STAGE INC.				847.50
			22 02/04/24 - CATERING FOR 2024 HARMONY WEEK EVENT		847.50	
113147	11/04/2024	WOODVALE LIBRARY PETTY CASH				365.60
			PETTY CASH W/E 12/04/24 - REIMBURSEMENT OF PETTY CASH		365.60	
EF119891	30/04/2024	YHI POWER PTY LTD				887.55
			6804744 - PARTS ONLY		240.53	
			9036011490 - PARTS ONLY		323.51	
			9036011543 - PARTS ONLY		323.51	
					<b>11,759,241.03</b>	

**CEO's Delegated Payments List - Regulation 13(1)**  
**Local Government (Financial Management) regulations 1996 ATTACHMENT 1**  
**LIST OF MUNICIPAL PAYMENTS - Payment Detail for Month of April 2024**

Payment No	Payment Date	Payee	Invoice Description	Contract	Invoice Amount	Payment Amount
<b>Cancelled payments issued prior to April 2024</b>						
EF119115	15/04/2024	ALEISHA ZAPPIA (UNLEISHED ART)				-550.00
			EF119115 -		-550.00	
EF118971	3/04/2024	HART SPORT				-127.00
			EF118971 -		-127.00	
EF117443	4/04/2024	TERRENCE & DANIELLE HAYES				-572.92
			EF117443 -		-572.92	
						<b>-1,249.92</b>
<b>NET PAYMENT AMOUNT</b>					<b>\$11,757,991.11</b>	

**CEO's Delegated Payments List - Regulation 13(1)**  
**Local Government (Financial Management) regulations 1996 ATTACHMENT 2**  
**LIST OF BOND PAYMENTS - Payment Detail for Month of April 2024**

Payment No	Payment Date	Payee	Invoice Description	Invoice Amount	Payment Amount
<b>Payments</b>					
EF119190	15/04/2024	JESSE HOLDER			750.00
			BOND	750.00	
EF119186	5/04/2024	KINGSLEY AMATEUR FOOTBALL CLUB			568.80
			BOND	750.00	
			EXTRA CLEANING OF FLOOR	-181.20	
EF119191	15/04/2024	ROBERT ANDERSON			750.00
			BOND	750.00	
EF119187	5/04/2024	TENZIN WANGCHUK			750.00
			BOND	750.00	
					<b>2,818.80</b>

**LIST OF BOND PAYMENTS - Payment Detail for Month of April 2024**

Page 2 of 2

MUNICIPAL AND BOND FUND CHEQUES, EFT'S & VOUCHERS FOR THE MONTH OF APRIL 2024			
VOUCHER	DATE	DETAILS	AMOUNT
		<b>Municipal Cheques &amp; EFT Payments</b>	
<b>Creditor Payments</b>	4/30/2024	113141 - 113161 & EF119188 - EF119189 & EF119192 - EF119932	\$ 11,759,241.03
			\$ 1,249.92
			<b>\$ 11,757,991.11</b>
		<b>Municipal Vouchers</b>	
3747A	3/29/2024	Payroll W/E 29/03/24	\$ 2,224,491.98
3748A	3/29/2024	PrePays FE 29/03/24	\$ 9,047.44
3749A	3/29/2024	Click Super Direct Debit	\$ 363,619.72
3750A	03/04/2024	Corporate Credit Card	\$ 24,165.06
3751A	05/04/2024	Department attorney General lodgement FER fines	\$ 4,342.00
3752A	08/04/2024	Summonses Issued	\$ 3,981.30
3753A	08/04/2024	Periodical Loan Repayment	\$ 244,968.72
3754A	09/04/2024	Corporate Credit Card Top Up	\$ 15,000.00
3755A	02/04/2024	Bank Fees	\$ 35,803.36
3756A	4/15/2024	Corporate Credit Card Top Up	\$ 7,000.00
3757A	4/16/2024	Payroll FE 12/04/24	\$ 2,258,236.35
3758A	4/12/2024	PrePays FE 12/04/24	\$ 23,507.75
3759A	4/12/2024	Click Super Direct Debit	\$ 369,895.82
3760A	4/29/2024	Summonses Issued	\$ 6,471.50
3761A	4/26/2024	Payroll FE 26/04/24	\$ 2,224,164.64
3762A	4/26/2024	PrePays FE 26/04/24	\$ 5,701.72
			<b>\$ 7,820,397.36</b>
		<b>Bond Cheques &amp; EFT Payments</b>	
<b>Creditor Payments</b>	4/30/2024	EF119186 - EF119187 & EF119190 - EF119191	\$ 2,818.80
			\$ -
			<b>\$ 2,818.80</b>
		<b>TOTAL</b>	<b>\$ 19,581,207.27</b>



**City of Joondalup**  
**Financial Activity Statement**  
for the period ended 30 April 2024

	Notes	Revised Budget	YTD Revised Budget	YTD Actual	YTD Variance \$	YTD Variance %
<b>OPERATING REVENUE</b>						
Rates	1	(107,870,882)	(107,870,882)	(108,005,859)	134,977	0%
Specified Area Rates		(782,515)	(782,515)	(787,838)	5,323	1%
Grants and Subsidies	2	(915,232)	(743,512)	(606,201)	(137,311)	(18)%
Contributions Reimbursements and Donations	3	(1,582,068)	(1,353,128)	(1,242,013)	(111,115)	(8)%
Profit on Asset Disposals	4	(188,509)	(157,853)	(282,088)	124,235	79%
Fees and Charges	5	(44,968,590)	(41,670,731)	(41,817,092)	146,361	0%
Interest Earnings	6	(8,485,896)	(7,365,696)	(8,484,742)	1,119,046	15%
Other Revenue/Income	7	(1,399,501)	(1,399,501)	(4,323,805)	2,924,304	100%
<b>Total Operating Revenue</b>		<b>(166,193,193)</b>	<b>(161,343,818)</b>	<b>(165,549,638)</b>	<b>4,205,820</b>	<b>3%</b>
<b>OPERATING EXPENSES</b>						
Employee Costs	8	71,727,769	59,868,718	58,924,454	944,264	2%
Materials and Contracts	9	64,354,146	53,039,913	47,982,482	5,057,431	10%
Utilities (gas, electricity, water etc.)	10	6,329,132	5,221,258	5,101,120	120,138	2%
Depreciation & Amortisation of Non-Current Assets	11	31,840,916	26,184,941	25,411,171	773,770	3%
Loss on Asset Disposals	12	110,643	87,981	36,347	51,634	59%
Interest Expenses		270,466	234,416	234,414	2	0%
Insurance Expenses		1,615,724	1,607,317	1,620,775	(13,458)	(1)%
<b>Total Operating Expenses</b>		<b>176,248,796</b>	<b>146,244,544</b>	<b>139,310,763</b>	<b>6,933,781</b>	<b>5%</b>
<b>(SURPLUS)/DEFICIT FROM OPERATIONS</b>		<b>10,055,603</b>	<b>(15,099,274)</b>	<b>(26,238,875)</b>	<b>11,139,601</b>	<b>74%</b>
<b>OPERATING NON-CASH ADJUSTMENTS</b>						
Depreciation & Amortisation of Non Current Assets		(31,840,916)	(26,184,941)	(25,411,171)	(773,770)	(3)%
Loss on Asset Disposal		(110,643)	(87,981)	(36,347)	(51,634)	(59)%
Profit on Asset Disposals		188,509	157,853	282,088	(124,235)	(79)%
Movement in Non-current Items	13	(100,000)	(100,000)	(260,496)	160,496	100%
<b>OPERATING CASH (SURPLUS)/DEFICIT</b>		<b>(21,807,447)</b>	<b>(41,314,342)</b>	<b>(51,664,801)</b>	<b>10,350,458</b>	<b>25%</b>
<b>NON-OPERATING REVENUE</b>						
Capital Grants and Subsidies	14	(10,037,009)	(9,081,144)	(13,111,066)	4,029,922	44%
Capital Contributions	15	(366,002)	(62,656)	(144,534)	81,878	100%
Equity Distribution - CRC		(5,000,000)	(2,500,000)	(2,500,000)	-	0%
Other Non-Operating (GST Reimb CRC Land Sales)	16	(284,734)	(284,734)	(600,016)	315,282	100%
<b>Total Non-Operating Revenue</b>		<b>(15,687,745)</b>	<b>(11,928,534)</b>	<b>(16,355,616)</b>	<b>4,427,082</b>	<b>37%</b>
<b>CAPITAL EXPENDITURE</b>						
Capital Projects	17	3,030,318	1,438,977	1,004,540	434,437	30%
Capital Works	18	37,883,207	21,562,155	21,690,535	(128,380)	(1)%
Vehicle and Plant Replacements	19	4,640,634	2,274,225	2,464,950	(190,725)	(8)%
<b>Total Capital Expenditure</b>		<b>45,554,159</b>	<b>25,275,357</b>	<b>25,160,025</b>	<b>115,332</b>	<b>0%</b>
<b>CAPITAL (SURPLUS)/DEFICIT</b>		<b>29,866,414</b>	<b>13,346,823</b>	<b>8,804,409</b>	<b>4,542,414</b>	<b>34%</b>
<b>(SURPLUS)/DEFICIT FROM OPERATIONS AND CAPITAL</b>		<b>8,058,967</b>	<b>(27,967,519)</b>	<b>(42,860,393)</b>	<b>14,892,872</b>	<b>53%</b>
<b>FUNDING</b>						
Proceeds from Disposal	20	(492,000)	(334,273)	(589,182)	254,909	76%
Loans - Repayment of Principal		935,712	935,712	935,712	-	0%
Payments of Principal Portion of Lease Liability		653,489	578,105	578,105	-	0%
Transfer from Reserve		(28,257,011)	-	-	-	0%
Transfer to Reserve		22,580,009	-	-	-	0%
Opening Funds		(3,534,128)	(3,534,128)	(3,534,128)	-	0%
<b>CLOSING FUNDS</b>	21	<b>(54,962)</b>	<b>(30,322,103)</b>	<b>(45,469,886)</b>	<b>15,147,781</b>	<b>50%</b>



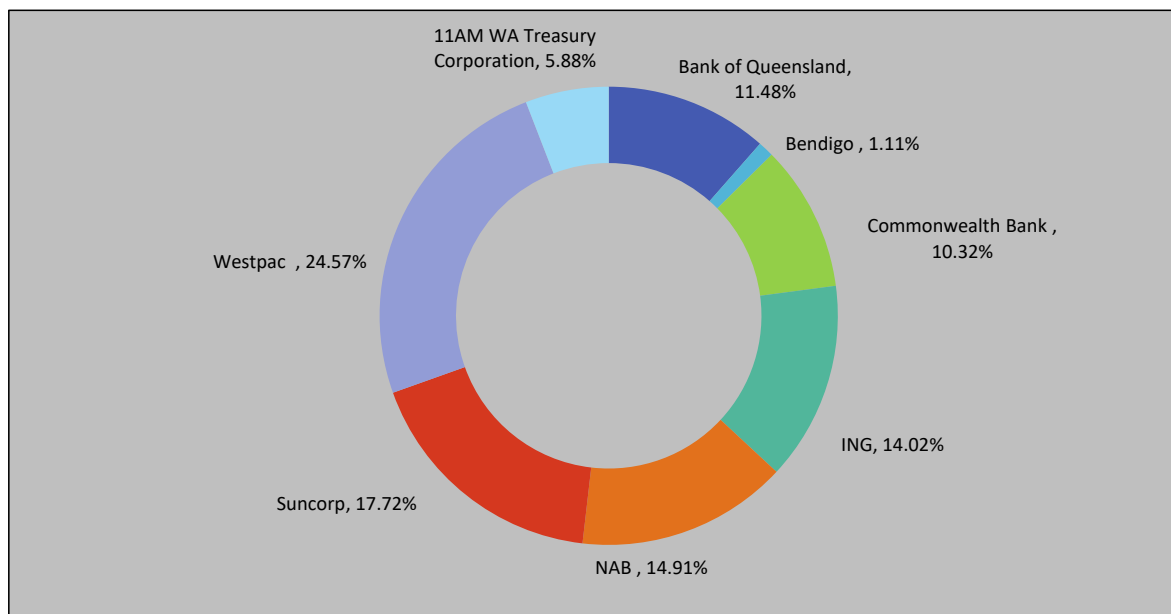
**City of Joondalup**  
**Balance Sheet**  
**as at 30 April 2024**

<b>Municipal Fund</b>	<b>Notes</b>	<b>Actuals YTD 2024</b>	<b>Actuals 2023</b>
<b>CURRENT ASSETS</b>			
Cash and cash Equivalents		168,662,478	151,658,285
Trade and Other Receivables		16,371,590	6,833,983
		<u>185,034,068</u>	<u>158,492,268</u>
<b>NON CURRENT ASSETS</b>			
Trade and Other Receivables		2,317,263	5,118,451
Equity Investments		26,927,634	29,925,789
Property, Plant and Equipment		1,414,673,407	1,415,262,928
		<u>1,443,918,305</u>	<u>1,450,307,168</u>
<b>TOTAL ASSETS</b>		<u><b>1,628,952,372</b></u>	<u><b>1,608,799,436</b></u>
<b>CURRENT LIABILITIES</b>			
Trade and other Payables		12,723,229	20,601,021
Provisions		17,407,052	16,477,428
Borrowings		-	935,712
		<u>30,130,281</u>	<u>38,014,161</u>
<b>NON CURRENT LIABILITIES</b>			
Provisions		1,646,718	1,386,222
Borrowings		962,667	962,667
Lease Liability		6,742,665	6,742,665
		<u>9,352,050</u>	<u>9,091,554</u>
<b>TOTAL LIABILITIES</b>		<u><b>39,482,331</b></u>	<u><b>47,105,715</b></u>
<b>NET ASSETS</b>		<u><b>1,589,470,042</b></u>	<u><b>1,561,693,721</b></u>
<b>EQUITY</b>			
Retained Earnings		599,169,063	562,368,846
Reserves		110,731,150	119,755,047
Asset Revaluation Reserve		879,569,828	879,569,828
		<u><b>1,589,470,042</b></u>	<u><b>1,561,693,721</b></u>



## INVESTMENT SUMMARY

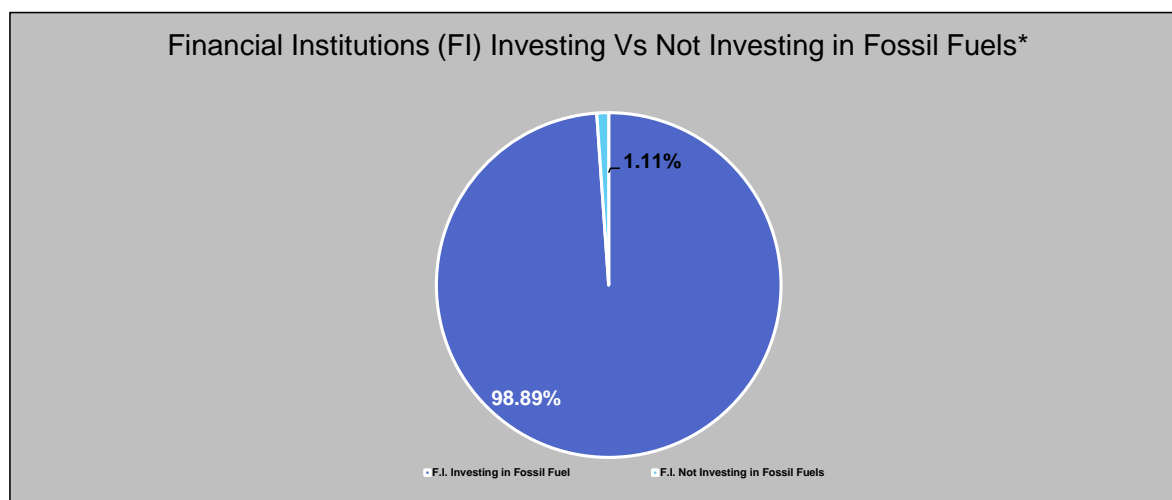
April-24



Municipal Funds	\$69,573,627	YTD Return	5.01%
Reserve Funds	\$110,731,150	Benchmark	4.85%
	<u>\$180,304,777</u>	RBA Rate	4.35%

Investment Policy Limits					
	LT Rating	Limit		LT Rating	Limit
Bank of Queensland	A-*	10%	NAB	AA-	25%
Bendigo	A-*	10%	Rural Bank	A-*	10%
Commonwealth Bank	AA-	25%	Suncorp	A+	15%
ING	A+	15%	Westpac	AA-	25%
			11AM WATC	AA+	25%

\*S&P Long Term Rating BBB, Based on the investment policy the Long Term Rating Used is (A-) Based on Moody's and Fitch Rating



\*Based on Market Forces ratings (<http://marketforces.org.au/>)



**NOTES TO AND FORMING PART OF THE FINANCIAL ACTIVITY STATEMENT FOR THE PERIOD ENDED 30 APRIL 2024**

**1. Rates**

**\$134,977**

This favourable variance mainly arose from additional Interim Rates compared to budget estimates.

**2. Grants and Subsidies**

**(\$137,311)**

This unfavourable timing variance arises mainly from State Government grants for Beach Cleaning and Sand Drift (\$93,750), Transport (\$57,188) partly offset by Fire Mitigation grant \$27,006.

**3. Contribution, Reimbursements and Donations**

**(\$111,115)**

This unfavourable timing variance occurred due to reimbursements for Marmion Avenue Median (\$123,000).

**4. Profit on Asset Disposals**

**\$124,235**

This favourable timing variance arose from disposal of fleet and plant \$124,235.

**5. Fees and Charges**

**\$146,361**

	YTD Budget	YTD Actual	Variance
a) Sports and Recreation Fees	\$10,464,015	\$10,615,860	\$151,845
b) Refuse Charges	\$22,325,230	\$22,411,238	\$86,008
c) Fines and Penalties	\$358,264	\$291,366	(\$66,898)
d) Other Fees and Charges	\$1,859,614	\$1,796,456	(\$63,158)
Other Fees and Charges	\$6,663,608	\$6,702,172	\$38,564
	<u>\$41,670,731</u>	<u>\$41,817,092</u>	<u>\$146,361</u>

a) A favourable variance arose due to higher Craigie Leisure Centre Membership Fees \$279,205 and Craigie Leisure Centre Admission Fees \$105,021, partially offset by Joondalup Festival Admission Fees (\$95,338), Valentine's Day Concert Admission Fees (\$80,809) and Park Hire revenue (\$70,565).

b) Favourable variance arose mainly from Waste Refuse Service Charge \$64,602 compared to budget estimate volumes.

c) Unfavourable variance mainly as a result of lower Parking Infringements (\$48,205).

d) An unfavourable variance arose from Other Unclassified Fees and Charges (\$29,334) and lower than estimated Immunisation revenue (\$29,118).



**6. Interest Earnings**

**\$1,119,046**

This favourable variance arose mainly due to higher than estimated Interest from Other Financial Institutions \$1,111,937 due to the cumulative impact of higher deposit interest rates on the City's investment portfolio and higher average volumes under investment compared to budget estimates.

**7. Other Revenue/Income**

**\$2,924,304**

This favourable variance arose primarily from Net Revenue from CRC Catalina Estate Sales.

**8. Employee Costs**

**\$944,264**

	YTD Budget	YTD Actual	Variance
a) Salaries and Wages	\$56,350,522	\$55,674,892	\$675,630
b) Other Employment Costs	\$3,518,197	\$3,249,562	\$268,635
	<u>\$59,868,719</u>	<u>\$58,924,454</u>	<u>\$944,265</u>

a) Favourable timing variance for Salaries and Wages mainly arose from vacancies across various teams \$1,008,443, offset by higher Salaries and Wages – Casuals (\$332,812) predominantly due to vacancies in Library Operations and significantly higher activity at the Craigie Leisure Centre than estimated.

b) This favourable timing variance arose mainly due to lower than estimated staff training \$202,496, Other Employee Costs \$109,344, Agency Employees \$96,633 and Conferences and Seminars \$68,107. This was partially offset by Standard Labour Recovery Capital Works (\$118,211) and Fringe Benefits Tax (\$70,355).

**9. Materials and Contracts**

**\$5,057,431**

	YTD Budget	YTD Actual	Variance
a) External Service Expenses	\$18,372,712	\$17,109,074	\$1,263,638
b) Professional Fees and Costs	\$2,728,713	\$1,673,639	\$1,055,074
c) Waste Management Services	\$15,216,346	\$14,437,119	\$779,227
d) Furniture, Equipment and Artworks	\$2,731,769	\$2,382,321	\$349,448
e) Contributions & Donations	\$1,769,596	\$1,441,317	\$328,279
f) Other Materials	\$2,361,392	\$2,047,603	\$313,789
g) Public Relations, Advertising and Promotions	\$1,117,775	\$814,496	\$303,279
h) Administration	\$1,136,520	\$862,519	\$274,001
i) Travel, Vehicles & Plant	\$1,691,812	\$1,431,978	\$259,834



j) Members Costs	\$673,288	\$584,640	\$88,648
k) Telephones and Communication	\$620,726	\$534,256	\$86,470
l) Charges and Recoveries	(\$47,434)	(\$109,130)	\$61,696
m) Computing	\$2,897,901	\$3,033,685	(\$135,784)
Other Materials & Contracts	\$1,768,797	\$1,738,965	\$29,832
	<u>\$53,039,913</u>	<u>\$47,982,482</u>	<u>\$5,057,431</u>

- a) This favourable timing variance arose mainly from External Contractors and Services \$775,374 across various activities including Roads \$304,700, Website Improvements \$223,660, Natural Areas \$189,987, Weeding Chemicals scheduled \$177,065, Tree Maintenance – Power Line \$147,687, Data Collection \$124,546, partially offset by higher than estimated Tree Maintenance (\$243,768), Turf Mowing Scheduled Maintenance \$67,963, Landscaping Maintenance Reactive (\$66,299), Buildings (\$121,837) and Fleet and Plant (\$83,390). Favourable variance also arose from Programme Activities \$375,359, mainly arising from timing of various Economic Development activities, and Other Service fees and expenditures \$68,552.
- b) A favourable timing variance arose mainly due to lower than estimated Consultancy \$852,698 and Research \$130,517.
- c) Favourable variances were due to lower than estimated costs for General Waste Tipping Fees \$149,413, Domestic Green Waste Processing \$127,689, Recycling & Govt Levy Processing \$125,946, Processing Bulk Hard Waste \$94,009, Bulk Green Waste Collection \$93,894, Collection Recycling & Transport Fees \$71,714 and Bulk Hard Waste Collection \$63,296.
- d) Favourable timing variances arose from lower than estimated Minor Computer & Communications Equipment Purchase \$162,393, Minor Plant & Equipment Purchase \$71,637 and Plant & Equipment Maintenance & Repair \$52,914.
- e) Favourable variances due to lower than estimated expenditure for the Community Funding Program \$121,033, Sponsorship \$65,895 and Grants & Contributions Made \$64,213.
- f) Favourable variance arose mainly as a result of lower than estimated External Material Purchases – Contract \$306,101 pertaining to various operational activities progressing differently to budget estimates.
- g) Favourable timing variances occurred due to lower than estimated Promotions \$163,183, Signage/Decals expenditure \$62,889 and General Advertising \$62,380.
- h) A favourable variance mainly arose due to lower than estimated Printing \$53,541 and Other Sundry Admin Expenses \$50,080.
- i) Favourable variance occurred mainly due to timing of Vehicle GPS \$75,000, as well as lower Vehicle Servicing Costs \$71,513 and Fuel \$64,950.
- j) Favourable variance mainly arose due to lower than estimated Elected Members Conference and Training expenses \$56,971.
- k) A favourable variance mainly arose due to lower than estimated Postage, Courier & Freight Services \$51,234.



- l) A favourable timing variance occurred mainly due to lower than estimated Fleet and Plant Utilisation Charge \$178,738, Vehicle Running Expenses \$150,060, Fleet and Plant Operational Recovery (\$228,960) and Fleet and Plant Capital Recovery (\$87,856).
- m) Unfavourable variance caused by Computer Software Subscriptions (\$251,618) and Data Communication Links (\$90,351) which is offset by lower than estimated Internet Provider Costs \$153,417 and Computer Software Maintenance \$76,077.

**10. Utilities**

**\$120,138**

Favourable variance arose mainly due to lower than estimated electricity for Roads \$166,620 and Buildings \$77,893 partially offset by higher than estimated electricity for Parks (\$83,776).

**11. Depreciation**

**\$773,770**

Favourable variance arose due to lower than estimated Impairment/Write off of assets \$1,078,785, Depreciation - Footpaths Infrastructure \$262,485, Depreciation – Other Infrastructure Assets \$171,209, partially offset by higher than estimated Depreciation – Open Reserves (\$361,472), and Depreciation – Mobile and Other Plant (\$305,013).

**12. Loss on Asset Disposals**

**\$51,634**

Favourable variance arose due to timing of fleet and plant asset disposals.

**13. Movement in Non-current items**

**\$160,496**

This timing variance arose in respect to increase in Non-current Long Service Leave Liability compared to budget estimates.

**14. Capital Grants and Subsidies**

**\$4,029,922**

	YTD Budget	YTD Actual	Variance
a) State Government Grants - Capital - Other	\$3,887,624	\$7,599,013	\$3,711,389
b) Other Grants and Subsidies – Capital - Other	\$200,787	\$403,937	\$203,150
c) State Government Grants – Capital – MRRG Grant Roads	\$1,805,414	\$1,862,690	\$57,276
Other Grants and Subsidies	\$3,187,319	\$3,245,426	\$58,107
	<u>\$9,081,144</u>	<u>\$13,111,066</u>	<u>\$4,029,922</u>



- a) Favourable variance relates to FPN2299 Coastal Shared Path Design \$1,800,000 due to an earlier than expected claim, RDC2031 Hepburn Ave – Lilburne to Walter Padbury \$800,000 due to approved increase to the election commitment reflected in the budget estimate, PDP2371 Chichester Park Skate Park \$425,000 due to more funding received at this stage than estimated and \$218,182 received from Water Corp for PDP2348 Barridale Park Irrigation Renewal. In addition, there is also unspent grant income for State Urban Bike Trail of \$300,000 from the prior year.
- b) Favourable variance mainly relates to earlier than estimated progress milestones achieved for PDP2350 Sorrento Bowling Synthetic Turf \$166,629.
- c) Favourable variance mainly relates to early milestone payments on multiple rehabilitation projects including RPR3413 Joondalup Dr (SB) – Aston to Clarke \$18,744 and RPR3412 Grand Boulevard (NB) – Kendrew to Collier \$18,018.

**15. Capital Contributions**

**\$81,878**

This favourable timing variance was mainly due to capital contributions received for Sorrento Bowling Synthetic Turf \$27,929.

**16. Other Non-Operating Revenue**

**\$315,282**

This favourable timing variance predominately arose from GST reimbursements in respect of CRC land sales undertaken.

**17. Capital Projects**

**\$434,437**

This favourable timing variance arose from the Network infrastructure Upgrade Program \$253,460, and IT Disaster Recovery Facilities \$85,359 projects. The balances of variances are spread across a number of projects.



**18. Capital Works**

**(\$128,380)**

	No. Budgeted Projects	YTD Budget	YTD Actual	Variance	Key Variance
a) Blackspot Projects (SBS)	7	\$500,626	\$736,698	(\$236,072)	SBS2092 - (\$239,209)
b) New Paths (FPN)	8	\$2,034,195	\$2,123,140	(\$88,945)	FPN2298 - (\$56,723)
c) Major Road Construction Program (RDC)	9	\$1,178,442	\$1,262,907	(\$84,465)	RDC2030 - (\$141,679)
d) Major Projects Program (MPP)	8	\$1,102,983	\$1,187,027	(\$84,044)	MPP2081 - (\$248,450)
e) Road Preservation/Resurfacing Program (RPR)	92	\$6,996,699	\$7,069,344	(\$72,645)	RPR3396 - (\$167,474)
f) Stormwater Drainage Program (SWD)	14	\$406,499	\$463,578	(\$57,079)	SWD2001 - (\$33,851)
g) Local Traffic Management (LTM)	13	\$374,056	\$429,456	(\$55,400)	LTM2003 - (\$52,940)
h) Streetscape Enhancement Program (SSE)	4	\$887,487	\$555,456	\$332,031	SSE2059 - \$296,748
i) Parks Equipment Program (PEP)	40	\$1,983,486	\$1,730,103	\$253,383	PEP2853 - \$74,854
Other Programs	77	\$6,097,682	\$6,132,826	(\$35,144)	
	272	\$21,562,155	\$21,690,535	(\$128,380)	



- a) Unfavourable timing variance largely relates to SBS2092 Marmion Ave and Forrest Rd Intersection (\$239,209) due to completed works from Western Power earlier than estimated.
- b) Unfavourable timing variance mainly due to FPN2298 Eddystone Avenue Shared Path Upgrade (\$56,723) due to completion ahead of schedule.
- c) Unfavourable variance relates mainly to costs incurred earlier than budget estimates for RDC2030 Moolanda Blvd Pedestrian Footbridge (\$141,679) currently in design phase. There is also a variance on RDC2027 Joondalup Dr/Hodges Dr Intersection Upgrade (\$58,556) also in design phase.
- d) Unfavourable timing variance arose on MPP2081 Percy Doyle Skate Park (\$248,450), partially offset by MPP2083 City Centre Place Activation \$117,590.
- e) Unfavourable variance as a result of multiple completed projects including RPR3396 Hepburn Ave – Karuah/Kingsley (\$167,474), RPR3414 Joondalup Dr (SB) – Clarke to Grand Blvd (\$73,592), RPR3413 Joondalup Dr (SB) – Aston to Clarke (\$56,555), RPR3371 Tracy Turn (\$53,233), RPR3412 Grand Blvd (NB) – Kendrew to Collier (\$52,667), RPR3311 Eddystone Ave - Eagle St to Allambie Dr (\$51,615) and RPR3416 Lakeside Dr – Deakin to Chancellor (\$51,009). These are partially offset by projects experiencing delays and, therefore, favourable timing variances including RPR3372 Castlegate Way \$224,342, RPR3366 Clontarf St – Freeman to St Patricks \$141,300, RPR3364 Templetonia Ave \$104,342, RPR3332 Burns Beach/Whitehaven Roundabout \$86,356 and RPR3363 Hovea Ave \$86,335.
- f) Unfavourable timing variance mainly due to SWD2001 Stormwater Drainage (\$33,851) due to additional urgent works required.
- g) Unfavourable timing variance due to LTM2003 Bus Shelter/Stops Program (\$52,940) completed ahead of schedule.
- h) Favourable timing variance relates mainly to SSE2059 Joondalup Dr Streetscape Upgrades \$296,748 with works in progress.
- i) Favourable timing variance relates to PEP2853 BMX Track Upgrades \$74,854, PEP2075 Parks Asset Replacement/Renewal \$73,492 and PEP2848 Water Tower Park Playspace Renewal \$52,416. This was partially offset by PEP2850 Bridgewater Park Playspace Renewal (\$90,838).

**19. Vehicle and Plant Replacements**

**(\$190,725)**

An unfavourable variance mainly due to earlier than estimated deliveries of a Loader (\$282,870) and a Tractor (\$111,936) offset by delays in respect of a Tipper Truck \$250,000, a Beach Cleaner \$132,950 and a Verimower \$80,996. The remaining unfavourable timing variance is due to earlier than expected deliveries for various utility vehicles and mowers.

**20. Proceeds from Disposal**

**\$254,909**

A favourable variance arose due to timing of disposal of fleet and plant assets compared to estimates.





21. **Closing Funds**

**\$15,147,781**

	June 2023	April 2024
<b>Current Assets</b>		
Cash and Investments	\$151,658,285	\$168,662,478
Rates Outstanding, Sundry Debtors and Other Receivables	\$3,391,478	\$12,105,145
Accrued Income	\$2,196,214	\$3,143,402
Prepayments	\$485,602	\$1,011,017
Inventories	\$760,689	\$112,026
<b>Total Current Assets</b>	<b>\$158,492,268</b>	<b>\$185,034,068</b>
<b>Current Liabilities</b>		
Trade Creditors	\$3,134,113	\$3,386,926
Sundry Payables	\$12,454,410	\$5,722,659
Accrued Expenses	\$4,066,351	\$2,316,396
Other Payables	\$292,660	\$1,221,867
Borrowings	\$935,712	-
Lease Liability	\$653,487	\$75,382
Provision for Annual Leave	\$4,679,402	\$4,663,812
Provision for Long Service Leave	\$6,565,922	\$6,485,510
Provision for Purchased Leave	\$140,572	\$112,628
Provision for Workers Compensation Insurance	\$4,126,737	\$5,183,391
Provision for Sick Leave	\$955,380	\$928,040
Other Provisions	\$9,415	\$33,670
<b>Total Current Liabilities</b>	<b>\$38,014,161</b>	<b>\$30,130,281</b>
<b>Net Current Assets</b>	<b>\$120,478,107</b>	<b>\$154,903,787</b>
<b>Add back: Borrowings</b>	\$935,712	-
<b>Add back: Lease Liabilities</b>	\$653,487	\$75,382
<b>Add back: Contract Liabilities for developer contributions</b>	\$1,221,867	\$1,221,867
<b>Less: Cash Backed Reserves</b>	\$119,755,045	\$110,731,150
<b>Closing Funds – Surplus/(Deficit)</b>	<b>\$3,534,128</b>	<b>\$45,469,886</b>

CORPORATE CREDIT CARD TRANSACTIONS - APRIL 2024				
Corporate Card	Date	Amount	Payee	Description
CEO Credit Card	13/04/2024	19.49	FAIRFAX SUBSCRIPTION -	Monthly Subscription-Nine News
	28/04/2024	3.75	WESTPAC	Monthly card fee
Corporate Travel Credit Card	26/03/2024	1,214.96	Rydges, Canberra -	CEO Accommodation charges for Advocacy trip, Canberra
	31/03/2024	464.30	DigitalOcean -	Renewal of website hosting services
	9/04/2024	540.00	Novotel, Melbourne -	Accommodation for staff member attending IPWEA Street Lighting & Smart Controls Forum, Melbourne, April 2024
	16/04/2024	17.60	ATPI AU -	Flight booking fee iro staff member attending Australian Public Sector Anti-Corruption conference, Darwin
	16/04/2024	17.60	ATPI AU -	Flight booking fee iro staff member attending Australian Public Sector Anti-Corruption conference, Darwin
	17/04/2024	946.69	QANTAS -	Flight cost for staff member to attend Australian Public Sector Anti-Corruption conference, Darwin, July 2024
	17/04/2024	946.69	QANTAS -	Flight cost for staff member to attend Australian Public Sector Anti-Corruption conference, Darwin, July 2024
	18/04/2024	894.70	ATPI AU -	Flight cost for staff member to attend Australasian Reporting Awards 2024 ceremony and seminar Sydney, May 2024
	28/04/2024	3.75	WESTPAC	Monthly card fee
Civic Hospitality / Catering Credit Card	2/04/2024	291.85	COLES -JOONDALUP	Catering items, Special Council meeting
	3/04/2024		COLES -JOONDALUP	Catering items, CEO Performance Review Committee meeting, and stock items
		154.86	COLES -JOONDALUP	
	3/04/2024	117.07	COLES -BELDON	ELT meeting lunch food items
	8/04/2024			Food items for ELT meeting lunch, stock items, Strategic community reference group meeting
		168.01	COLES -JOONDALUP	
	8/04/2024	122.30	WOOLWORTHS - JOONDALUP	Food items, Strategic community reference group meeting
	9/04/2024	97.36	COLES -JOONDALUP	Food items, Briefing session
	9/04/2024	374.00	WEINER KAFFEEHAUS - Myaree	Catering items, Appreciation function
	9/04/2024	151.83	FARMER JACKS - CURRAMBINE	Food items, Briefing session
	10/04/2024	194.80	WOOLWORTHS - BELDON	Food items for EM budget workshop, and stock items
	10/04/2024	117.58	COLES -JOONDALUP	Food items, Em budget workshop
	11/04/2024	194.10	COLES -JOONDALUP	Food items and flowers for Appreciation function
	11/04/2024	104.50	WOOLWORTHS - JOONDALUP	Food items, Appreciation function
	11/04/2024	217.73	FARMER JACKS - CURRAMBINE	Food items, Appreciation function
	15/04/2024	135.20	COLES -JOONDALUP	Food items, Ratepayers' Breakfast
	15/04/2024	12.00	COLES -BELDON	Food items, Ratepayers' Breakfast
	15/04/2024	9.80	IGA - MULLALOO	ELT meeting lunch food items
	15/04/2024	97.17	IGA - MULLALOO	ELT meeting lunch food items
	16/04/2024	152.27	COLES -JOONDALUP	Food items citizenship ceremony
	17/04/2024	120.50	COLES -JOONDALUP	Stock items, and food items citizenship ceremony
	22/04/2024	94.50	CATALANA SEAFOOD - HILLARYS	Food items, Council meeting dinner
	22/04/2024	137.88	COLES -BELDON	Food items, Council meeting dinner and Anzac function
	22/04/2024	89.98	BASILS FINE FOODS - MINDARIE	Food items, Council meeting dinner
	22/04/2024	112.17	IGA - MULLALOO	ELT meeting lunch food items
	23/04/2024	220.00	COLES -JOONDALUP	Food items, Council meeting dinner; bar stock items
	24/04/2024	39.20	COLES -JOONDALUP	Bar stock items
	28/04/2024	3.75	WESTPAC	Monthly card fee
Purchasing Credit Card	26/03/2024	2,675.94	EQUALWEB LTD -	Annual licence for accessibility widget for new website
	27/03/2024	764.92	HILLARYS BEACH -	CLC Spirit of the Game award winners prizes 2023/24 summer season - Hillarys Beach Club gift cards
	27/03/2024	154.00	BOUNCE -	CLC Spirit of the Game award winners prizes 2023/24 summer season - Bounce vouchers
	28/03/2024	778.00	FACEBK *WUTBBY3C92 -	Facebook advertising Craigie Leisure Centre awareness
	31/03/2024	425.35	GUARDIAN AUST. -	Annual renewal of Guardian Weekly magazines for Reference Library
	31/03/2024	960.92	FACEBK *UT2BW2GVU2 -	Facebook advertising incl. Joondalup Festival, Community Art Exhibition 2024, Harmony Week 2024, Green Waste, libraries, etc
	3/04/2024	300.00	OI TEK PTY LTD -	Pool table repairs, Anchors Youth Centre - installation of locks and pedestal
	3/04/2024	548.90	GREEN BUILDING COUNC -	Online training course - Green Building Council Nature & Biodiversity masterclass for staff member (architectural design)
	3/04/2024	713.90	GREEN BUILDING COUNC -	Online training course - Green Building Day 2024 for staff member (architectural design)
	3/04/2024	66.45	MARQ, USA -	Additional user licences for Marq software
	4/04/2024	1,315.90	Tickets*Reconciliation WA	Table of 10 tickets for 2024 Reconciliation Week breakfast, incl five CoJ staff
	4/04/2024	780.00	POWERPLAY KARTING -	Youth activity at Powerplay Joondalup - Autumn School Holiday Program
	5/04/2024	141.47	TWILIO SENDGRID, USA -	Renewal of public website email service
	7/04/2024	40.00	NEWS PTY LIMITED -	Subscription to the The Australian digital, Mayor and CEO
	9/04/2024	11,936.81	STK*Shutterstock, USA -	Annual subscription to Shutterstock online stock photos for graphic design
	9/04/2024	200.00	KMART -	Art resources and sport equipment for youth event
	9/04/2024	1,416.25	FACEBK *Y8CLLY7C92 -	Facebook advertising Craigie Leisure Centre awareness

CORPORATE CREDIT CARD TRANSACTIONS - APRIL 2024				
Corporate Card	Date	Amount	Payee	Description
	9/04/2024	395.67	CLICK STUDIOS -	Annual pwstate software renewal
	9/04/2024	162.50	The WA MUSEUM -	WA Museum entry fees, youth activity Autumn School Holiday Program
	10/04/2024	(96.00)	KMART -	Refund for unavailable items - see above art resources, spt equipment for youth event
	12/04/2024	3,923.73	MARQ, USA -	Quarterly subscription renewal for Marq software (document templates)
	12/04/2024	168.00	OFFICEWORKS -	Label packs for printing of labels for free plants included in four Native Plant Giveaway events (based on feedback from Waterwise Verge Rebate Program participants to enhance ability to identify plant species)
	15/04/2024	631.19	2CO.COM*EMAIL-TEMPLATE, NLD -	Annual subscription renewal for share email template add-ins for Community Safety
	16/04/2024	5,635.62	AA&P EVENTS -	Registration for staff members to attend Australian Public Sector Anti-Corruption conference, Darwin, July 2024
	16/04/2024	435.60	CARTLEE GROUP -	Purchase of three pet microchip scanners for community safety field officers' use
	17/04/2024	19.95	Ventraip Aust. -	Domain name renewal uptownjoondalup.com
	17/04/2024	61.75	Ventraip Aust. -	Domain name renewal uptownjoondalup.online
	17/04/2024	399.00	OFFICEWORKS -	Label packs for printing of labels for free plants included in four Native Plant Giveaway events (based on feedback from Waterwise Verge Rebate Program participants to enhance ability to identify plant species)
	18/04/2024	644.25	Intuit Mailchimp -	CLC mailing monthly subscription
	21/04/2024	1,416.25	FACEBK *HTK4L24D92 -	Facebook advertising Craigie Leisure Centre awareness
	22/04/2024	184.00	ARTWEAR PUBLIC. -	Annual renewal of Yarn magazines for libraries
	22/04/2024	263.90	OFFICEWORKS -	Staff service recognition gift cards
	28/04/2024	3.75	WESTPAC	Monthly card fee
		<b>\$46,067.91</b>		

## Fuel transactions - ReportApr24

DATE	REGO/PLANT NO	PROD/SERV ICE	FLEET TYPE	PRD INCGST	TRN FEE	TOTAL PYMT
31/03/2024	1GIA358	PRMDSL	VAN FLEET	95.67	0.00	95.67
31/03/2024	1ESR287	PRMDSL	UTE FLEET	76.49	0.00	76.49
31/03/2024	1HPD479	PRMDSL	VAN FLEET	81.88	0.00	81.88
1/04/2024	1GNV 595	PRMDSL	VAN FLEET	71.55	0.00	71.55
1/04/2024	1HNF 304	PRMDSL	UTE FLEET	66.46	0.00	66.46
2/04/2024	F94953	ULP	MINOR PLANT	19.38	0.00	19.38
2/04/2024	F94984	ULP	MINOR PLANT	29.02	0.00	29.02
2/04/2024	1EYF498	PRMDSL	LIGHT TRUCK	185.46	0.00	185.46
2/04/2024	1EYR100	PRMDSL	UTE FLEET	102.17	0.00	102.17
2/04/2024	1EZW318	PRMDSL	LIGHT TRUCK	86.82	0.00	86.82
2/04/2024	1ESR289	PRMDSL	UTE FLEET	78.50	0.00	78.50
2/04/2024	1GLS201	PRMDSL	VAN FLEET	143.20	0.00	143.20
2/04/2024	1GMP274	ULP	CAR FLEET	98.94	0.00	98.94
2/04/2024	1GLC 156	PRMDSL	UTE FLEET	109.43	0.00	109.43
2/04/2024	1GPX 374	ULP	CAR FLEET	42.36	0.00	42.36
2/04/2024	1GUP916	PRMDSL	HEAVY TRUCK	253.88	0.00	253.88
2/04/2024	F94970	ULP	MINOR PLANT	8.20	0.00	8.20
2/04/2024	1HAF268	PRMDSL	LIGHT TRUCK	190.55	0.00	190.55
2/04/2024	1HEL551	PRMDSL	LIGHT TRUCK	143.79	0.00	143.79
2/04/2024	1HGO247	PRMDSL	BUS FLEET	142.32	0.00	142.32
2/04/2024	1HGT321	PRMDSL	LIGHT TRUCK	171.81	0.00	171.81
2/04/2024	1HGM 314	PRMDSL	UTE FLEET	108.91	0.00	108.91
2/04/2024	1HPD029	PRMDSL	VAN FLEET	73.76	0.00	73.76
2/04/2024	1HTV858	PRMDSL	LIGHT TRUCK	214.50	0.00	214.50
2/04/2024	1IAV314	PRMDSL	BUS FLEET	32.21	0.00	32.21
3/04/2024	F94985	ULP	MINOR PLANT	13.87	0.00	13.87
3/04/2024	1EEI 225	PRMDSL	HEAVY TRUCK	279.44	0.00	279.44
3/04/2024	1EQC818	PRMDSL	LIGHT TRUCK	166.50	0.00	166.50
3/04/2024	1ESR285	PRMDSL	UTE FLEET	139.78	0.00	139.78
3/04/2024	1GCJ254	PRMDSL	LIGHT TRUCK	188.57	0.00	188.57
3/04/2024	1GCG622	PRMDSL	UTE FLEET	83.91	0.00	83.91
3/04/2024	1GCG618	PRMDSL	UTE FLEET	113.98	0.00	113.98
3/04/2024	1GCG614	PRMDSL	UTE FLEET	108.65	0.00	108.65
3/04/2024	1GET700	PRMDSL	HEAVY TRUCK	235.68	0.00	235.68
3/04/2024	1GLS993	ULP	CAR FLEET	76.27	0.00	76.27
3/04/2024	1GLS203	PRMDSL	VAN FLEET	117.01	0.00	117.01
3/04/2024	1GNE 038	PRMDSL	MOWERS	91.74	0.00	91.74
3/04/2024	1GOS 408	PRMDSL	UTE FLEET	115.78	0.00	115.78
3/04/2024	1GPX 372	ULP	CAR FLEET	69.29	0.00	69.29
3/04/2024	1GPX 371	ULP	CAR FLEET	72.75	0.00	72.75
3/04/2024	1GTW 208	PRMDSL	HEAVY TRUCK	293.76	0.00	293.76
3/04/2024	1GZR676	PRMDSL	HEAVY TRUCK	276.98	0.00	276.98
3/04/2024	1HAT216	PRMDSL	HEAVY TRUCK	157.73	0.00	157.73
3/04/2024	1HGJ189	PRMDSL	LIGHT TRUCK	127.02	0.00	127.02
3/04/2024	1HHZ562	PRMDSL	LIGHT TRUCK	125.76	0.00	125.76

## Fuel transactions - ReportApr24

DATE	REGO/PLANT NO	PROD/SERV ICE	FLEET TYPE	PRD INCGST	TRN FEE	TOTAL PYMT
3/04/2024	1HPD029	PRMDSL	VAN FLEET	44.01	0.00	44.01
3/04/2024	1HQB153	PRMDSL	HEAVY TRUCK	152.32	0.00	152.32
3/04/2024	1HPD479	PRMDSL	VAN FLEET	91.48	0.00	91.48
3/04/2024	1HRX 082	PRMDSL	LIGHT TRUCK	159.88	0.00	159.88
3/04/2024	1HRX 146	PRMDSL	LIGHT TRUCK	138.22	0.00	138.22
3/04/2024	1HVD890	PRMDSL	LIGHT TRUCK	212.81	0.00	212.81
3/04/2024	1HRW 078	PRMDSL	UTE FLEET	121.12	0.00	121.12
3/04/2024	1HMD 957	PRMDSL	UTE FLEET	115.97	0.00	115.97
4/04/2024	F94971	ULP	MINOR PLANT	14.84	0.00	14.84
4/04/2024	1EKD383	PRMDSL	LIGHT TRUCK	167.46	0.00	167.46
4/04/2024	1EKT694	PRMDSL	LIGHT TRUCK	127.67	0.00	127.67
4/04/2024	1ESZ046	PRMDSL	VAN FLEET	136.92	0.00	136.92
4/04/2024	1EYF497	PRMDSL	LIGHT TRUCK	180.56	0.00	180.56
4/04/2024	1EYR101	ULP	CAR FLEET	77.02	0.00	77.02
4/04/2024	1GJW884	PRMDSL	UTE FLEET	138.91	0.00	138.91
4/04/2024	1EKD382	PRMDSL	LIGHT TRUCK	186.29	0.00	186.29
4/04/2024	1GKQ871	PRMDSL	MOWERS	23.29	0.00	23.29
4/04/2024	1GKW983	PRMDSL	UTE FLEET	118.97	0.00	118.97
4/04/2024	1GMK837	PRMDSL	LIGHT TRUCK	198.88	0.00	198.88
4/04/2024	1GNE 037	PRMDSL	MOWERS	78.70	0.00	78.70
4/04/2024	1GNV 587	PRMDSL	VAN FLEET	139.46	0.00	139.46
4/04/2024	1GNV 595	PRMDSL	VAN FLEET	93.61	0.00	93.61
4/04/2024	1GVI308	PRMDSL	MOWERS	76.38	0.00	76.38
4/04/2024	1HFR848	PRMDSL	RIDE ON SWEEPERS	57.73	0.00	57.73
4/04/2024	F94976	ULP	MINOR PLANT	60.30	0.00	60.30
4/04/2024	1HLS809	PRMDSL	UTE FLEET	64.09	0.00	64.09
4/04/2024	1HNF 238	PRMDSL	UTE FLEET	91.38	0.00	91.38
4/04/2024	1HPD676	PRMDSL	MOWERS	78.37	0.00	78.37
4/04/2024	1IBB826	PRMDSL	VAN FLEET	159.74	0.00	159.74
4/04/2024	1IDC458	PRMDSL	LOADERS	82.34	0.00	82.34
4/04/2024	1IDC524	PRMDSL	LOADERS	70.69	0.00	70.69
5/04/2024	F94968	ULP	MINOR PLANT	15.94	0.00	15.94
5/04/2024	1EGO353	PRMDSL	LIGHT TRUCK	128.83	0.00	128.83
5/04/2024	1EXC522	ULP	CAR FLEET	96.71	0.00	96.71
5/04/2024	1GAQ376	PRMDSL	LIGHT TRUCK	148.46	0.00	148.46
5/04/2024	123COJ	PRMDSL	LIGHT TRUCK	108.69	0.00	108.69
5/04/2024	1GDL520	PRMDSL	LIGHT TRUCK	97.76	0.00	97.76
5/04/2024	1EXC523	ULP	CAR FLEET	61.44	0.00	61.44
5/04/2024	1GHN768	PRMDSL	MOWERS	24.62	0.00	24.62
5/04/2024	1GIA358	PRMDSL	VAN FLEET	100.40	0.00	100.40
5/04/2024	1GKQ871	PRMDSL	MOWERS	49.76	0.00	49.76
5/04/2024	1GUP916	PRMDSL	HEAVY TRUCK	198.20	0.00	198.20
5/04/2024	1GNK 678	PRMDSL	CAR FLEET	55.61	0.00	55.61
5/04/2024	1GZH662	PRMDSL	MOWERS	101.36	0.00	101.36
5/04/2024	1EQQ668	PRMDSL	LIGHT TRUCK	167.72	0.00	167.72

## Fuel transactions - ReportApr24

DATE	REGO/PLANT NO	PROD/SERV ICE	FLEET TYPE	PRD INCGST	TRN FEE	TOTAL PYMT
5/04/2024	1HGM 314	PRMDSL	UTE FLEET	117.08	0.00	117.08
5/04/2024	1HGW566	ULP	ATVS	51.33	0.00	51.33
5/04/2024	1HIH562	PRMDSL	UTE FLEET	105.22	0.00	105.22
5/04/2024	1HLE263	PRMDSL	TRACTORS	151.83	0.00	151.83
5/04/2024	1HNF 304	PRMDSL	UTE FLEET	91.38	0.00	91.38
5/04/2024	1HPD029	PRMDSL	VAN FLEET	63.28	0.00	63.28
5/04/2024	1HPD682	PRMDSL	MOWERS	105.54	0.00	105.54
5/04/2024	1HQB153	PRMDSL	HEAVY TRUCK	172.58	0.00	172.58
5/04/2024	1HPD479	PRMDSL	VAN FLEET	57.32	0.00	57.32
5/04/2024	1HSN866	PRMDSL	LIGHT TRUCK	202.70	0.00	202.70
5/04/2024	1HTH737	PRMDSL	UTE FLEET	95.48	0.00	95.48
5/04/2024	1HTH959	PRMDSL	UTE FLEET	111.07	0.00	111.07
5/04/2024	1HXZ 270	PRMDSL	UTE FLEET	114.14	0.00	114.14
5/04/2024	1HZP999	PRMDSL	LIGHT TRUCK	220.80	0.00	220.80
5/04/2024	1IAV314	PRMDSL	BUS FLEET	113.04	0.00	113.04
5/04/2024	1IBG279	PRMDSL	UTE FLEET	71.18	0.00	71.18
6/04/2024	1GNV 595	PRMDSL	VAN FLEET	46.53	0.00	46.53
6/04/2024	1HGO247	PRMDSL	BUS FLEET	159.06	0.00	159.06
7/04/2024	1GCG622	PRMDSL	UTE FLEET	103.53	0.00	103.53
7/04/2024	1ESR289	PRMDSL	UTE FLEET	78.46	0.00	78.46
7/04/2024	1HPD029	PRMDSL	VAN FLEET	67.08	0.00	67.08
7/04/2024	1HPD479	PRMDSL	VAN FLEET	81.14	0.00	81.14
8/04/2024	F94955	ULP	MINOR PLANT	16.94	0.00	16.94
8/04/2024	F94981	ULP	MINOR PLANT	34.51	0.00	34.51
8/04/2024	1GCG619	PRMDSL	UTE FLEET	97.51	0.00	97.51
8/04/2024	1GGM533	PRMDSL	UTE FLEET	111.47	0.00	111.47
8/04/2024	1GIR474	PRMDSL	UTE FLEET	92.66	0.00	92.66
8/04/2024	1GJW882	PRMDSL	UTE FLEET	86.81	0.00	86.81
8/04/2024	1GKQ871	PRMDSL	MOWERS	22.15	0.00	22.15
8/04/2024	1GKW982	PRMDSL	UTE FLEET	112.67	0.00	112.67
8/04/2024	1GMP274	ULP	CAR FLEET	88.27	0.00	88.27
8/04/2024	1GPA 570	PRMDSL	UTE FLEET	105.05	0.00	105.05
8/04/2024	1GPX 371	ULP	CAR FLEET	29.53	0.00	29.53
8/04/2024	1GPX 373	ULP	CAR FLEET	52.36	0.00	52.36
8/04/2024	1GZH663	PRMDSL	MOWERS	86.20	0.00	86.20
8/04/2024	1HAT216	PRMDSL	HEAVY TRUCK	229.19	0.00	229.19
8/04/2024	1HBQ371	PRMDSL	LIGHT TRUCK	183.18	0.00	183.18
8/04/2024	1HEL551	PRMDSL	LIGHT TRUCK	99.43	0.00	99.43
8/04/2024	1HLS809	PRMDSL	UTE FLEET	159.41	0.00	159.41
8/04/2024	1HLS809	CAR WASH	UTE FLEET	25.00	0.00	25.00
8/04/2024	1HPD676	PRMDSL	MOWERS	62.63	0.00	62.63
8/04/2024	1HXZ 271	PRMDSL	UTE FLEET	100.65	0.00	100.65
8/04/2024	1IAV314	PRMDSL	BUS FLEET	80.43	0.00	80.43
9/04/2024	F94974	ULP	MINOR PLANT	16.06	0.00	16.06
9/04/2024	F94969	ULP	MINOR PLANT	19.40	0.00	19.40

## Fuel transactions - ReportApr24

DATE	REGO/PLANT NO	PROD/SERV ICE	FLEET TYPE	PRD INCGST	TRN FEE	TOTAL PYMT
9/04/2024	1EEI 225	PRMDSL	HEAVY TRUCK	279.34	0.00	279.34
9/04/2024	1EQX796	PRMDSL	LIGHT TRUCK	228.50	0.00	228.50
9/04/2024	1EUV979	PRMDSL	HEAVY TRUCK	267.17	0.00	267.17
9/04/2024	1EZZ500	ULP	CAR FLEET	58.29	0.00	58.29
9/04/2024	1GCG621	PRMDSL	UTE FLEET	90.78	0.00	90.78
9/04/2024	1GHX573	PRMDSL	UTE FLEET	102.95	0.00	102.95
9/04/2024	1GIA358	PRMDSL	VAN FLEET	95.70	0.00	95.70
9/04/2024	1GKQ871	PRMDSL	MOWERS	22.46	0.00	22.46
9/04/2024	1GKG594	PRMDSL	MOWERS	54.70	0.00	54.70
9/04/2024	1GNE 038	PRMDSL	MOWERS	65.11	0.00	65.11
9/04/2024	1GNE 037	PRMDSL	MOWERS	95.29	0.00	95.29
9/04/2024	1GPX 374	ULP	CAR FLEET	53.01	0.00	53.01
9/04/2024	1GCJ709	PRMDSL	LIGHT TRUCK	198.69	0.00	198.69
9/04/2024	1GUD 414	PRMDSL	LIGHT TRUCK	294.63	0.00	294.63
9/04/2024	1GCG615	PRMDSL	UTE FLEET	115.82	0.00	115.82
9/04/2024	1GWP452	PRMDSL	UTE FLEET	130.82	0.00	130.82
9/04/2024	1ELP 781	PRMDSL	LIGHT TRUCK	193.94	0.00	193.94
9/04/2024	1HAF268	PRMDSL	LIGHT TRUCK	186.99	0.00	186.99
9/04/2024	1HGI189	PRMDSL	LIGHT TRUCK	133.03	0.00	133.03
9/04/2024	1HGO247	PRMDSL	BUS FLEET	61.40	0.00	61.40
9/04/2024	1HGT321	PRMDSL	LIGHT TRUCK	195.86	0.00	195.86
9/04/2024	1HGX 396	PRMDSL	UTE FLEET	112.47	0.00	112.47
9/04/2024	1HFR848	PRMDSL	RIDE ON SWEEPERS	80.37	0.00	80.37
9/04/2024	1GJI868	PRMDSL	UTE FLEET	103.52	0.00	103.52
9/04/2024	F94980	ULP	MINOR PLANT	32.01	0.00	32.01
9/04/2024	1HPD070	PRMDSL	VAN FLEET	67.64	0.00	67.64
9/04/2024	1HSN673	PRMDSL	HEAVY TRUCK	563.12	0.00	563.12
10/04/2024	F94977	ULP	MINOR PLANT	40.40	0.00	40.40
10/04/2024	F94978	ULP	MINOR PLANT	35.52	0.00	35.52
10/04/2024	F94983	ULP	MINOR PLANT	36.68	0.00	36.68
10/04/2024	1EQC818	PRMDSL	LIGHT TRUCK	149.34	0.00	149.34
10/04/2024	1ESR285	PRMDSL	UTE FLEET	132.02	0.00	132.02
10/04/2024	1ESZ105	PRMDSL	VAN FLEET	101.50	0.00	101.50
10/04/2024	1EZW318	PRMDSL	LIGHT TRUCK	99.03	0.00	99.03
10/04/2024	1GAN289	PRMDSL	UTE FLEET	116.31	0.00	116.31
10/04/2024	1GJX083	PRMDSL	UTE FLEET	129.62	0.00	129.62
10/04/2024	1EKD382	PRMDSL	LIGHT TRUCK	232.65	0.00	232.65
10/04/2024	1GKQ871	PRMDSL	MOWERS	26.62	0.00	26.62
10/04/2024	1GNA 562	PRMDSL	VAN FLEET	105.91	0.00	105.91
10/04/2024	1GNV 587	PRMDSL	VAN FLEET	128.75	0.00	128.75
10/04/2024	1GNV 595	PRMDSL	VAN FLEET	67.35	0.00	67.35
10/04/2024	1GOO 935	PRMDSL	HEAVY TRUCK	282.45	0.00	282.45
10/04/2024	1GPA 571	PRMDSL	UTE FLEET	122.03	0.00	122.03
10/04/2024	1GPX 372	ULP	CAR FLEET	65.83	0.00	65.83
10/04/2024	1GTW 208	PRMDSL	HEAVY TRUCK	279.95	0.00	279.95



## Fuel transactions - ReportApr24

DATE	REGO/PLANT NO	PROD/SERV ICE	FLEET TYPE	PRD INCGST	TRN FEE	TOTAL PYMT
10/04/2024	1GUP916	PRMDSL	HEAVY TRUCK	215.80	0.00	215.80
10/04/2024	1GLC 158	PRMDSL	UTE FLEET	123.91	0.00	123.91
10/04/2024	1GYG391	PRMDSL	LOADERS	166.30	0.00	166.30
10/04/2024	1HBQ371	PRMDSL	LIGHT TRUCK	180.29	0.00	180.29
10/04/2024	1ESR287	PRMDSL	UTE FLEET	87.41	0.00	87.41
10/04/2024	1HNF 304	PRMDSL	UTE FLEET	93.98	0.00	93.98
10/04/2024	1HPD029	PRMDSL	VAN FLEET	75.48	0.00	75.48
10/04/2024	1HPD676	PRMDSL	MOWERS	80.09	0.00	80.09
10/04/2024	1HQB153	PRMDSL	HEAVY TRUCK	148.66	0.00	148.66
10/04/2024	1HPD479	PRMDSL	VAN FLEET	86.68	0.00	86.68
10/04/2024	1HRX 146	PRMDSL	LIGHT TRUCK	140.09	0.00	140.09
10/04/2024	F98446	PRMDSL	HEAVY TRUCK	140.59	0.00	140.59
10/04/2024	1IBG278	PRMDSL	UTE FLEET	99.48	0.00	99.48
11/04/2024	F94952	ULP	MINOR PLANT	16.98	0.00	16.98
11/04/2024	F94953	ULP	MINOR PLANT	9.54	0.00	9.54
11/04/2024	F94981	ULP	MINOR PLANT	18.79	0.00	18.79
11/04/2024	F94987	ULP	MINOR PLANT	32.30	0.00	32.30
11/04/2024	1EKD383	PRMDSL	LIGHT TRUCK	151.39	0.00	151.39
11/04/2024	1ESR282	PRMDSL	UTE FLEET	124.87	0.00	124.87
11/04/2024	1ESR283	PRMDSL	UTE FLEET	137.02	0.00	137.02
11/04/2024	1ESR284	PRMDSL	UTE FLEET	134.85	0.00	134.85
11/04/2024	1EYF498	PRMDSL	LIGHT TRUCK	207.16	0.00	207.16
11/04/2024	1EYF497	PRMDSL	LIGHT TRUCK	190.38	0.00	190.38
11/04/2024	1EYR100	PRMDSL	UTE FLEET	102.43	0.00	102.43
11/04/2024	1GET700	PRMDSL	HEAVY TRUCK	211.89	0.00	211.89
11/04/2024	1GHN768	PRMDSL	MOWERS	86.24	0.00	86.24
11/04/2024	1GLC 156	PRMDSL	UTE FLEET	117.13	0.00	117.13
11/04/2024	1GLC 160	PRMDSL	UTE FLEET	53.14	0.00	53.14
11/04/2024	1GPR 526	PRMDSL	UTE FLEET	133.19	0.00	133.19
11/04/2024	1GVI308	PRMDSL	MOWERS	49.24	0.00	49.24
11/04/2024	1GZH662	PRMDSL	MOWERS	113.40	0.00	113.40
11/04/2024	1HGO247	PRMDSL	BUS FLEET	135.11	0.00	135.11
11/04/2024	1HGX 396	PRMDSL	UTE FLEET	102.43	0.00	102.43
11/04/2024	1HGM 314	PRMDSL	UTE FLEET	113.00	0.00	113.00
11/04/2024	1HGW566	ULP	ATVS	56.62	0.00	56.62
11/04/2024	1GOF 367	PRMDSL	VAN FLEET	108.67	0.00	108.67
11/04/2024	F94005	ULP	MINOR PLANT	35.04	0.00	35.04
11/04/2024	1HPD677	PRMDSL	MOWERS	48.03	0.00	48.03
11/04/2024	1HRX 082	PRMDSL	LIGHT TRUCK	167.25	0.00	167.25
11/04/2024	1HST563	PRMDSL	UTE FLEET	126.44	0.00	126.44
11/04/2024	1HTV858	PRMDSL	LIGHT TRUCK	235.61	0.00	235.61
11/04/2024	1HVD890	PRMDSL	LIGHT TRUCK	214.45	0.00	214.45
11/04/2024	1HZP999	PRMDSL	LIGHT TRUCK	116.64	0.00	116.64
11/04/2024	1IDC458	PRMDSL	LOADERS	60.85	0.00	60.85
11/04/2024	F98433	ULP	SPRAYER - LARGE	14.27	0.00	14.27



## Fuel transactions - ReportApr24

DATE	REGO/PLANT NO	PROD/SERV ICE	FLEET TYPE	PRD INCGST	TRN FEE	TOTAL PYMT
12/04/2024	F94951	ULP	MINOR PLANT	13.39	0.00	13.39
12/04/2024	F94971	ULP	MINOR PLANT	16.56	0.00	16.56
12/04/2024	F94972	ULP	MINOR PLANT	32.94	0.00	32.94
12/04/2024	1ELE 101	PRMDSLA	UTE FLEET	111.83	0.00	111.83
12/04/2024	1ENH669	PRMDSLA	HEAVY TRUCK	107.27	0.00	107.27
12/04/2024	1EUV979	PRMDSLA	HEAVY TRUCK	224.40	0.00	224.40
12/04/2024	1EZC873	ULP	CAR FLEET	104.76	0.00	104.76
12/04/2024	1EYR101	ULP	CAR FLEET	66.15	0.00	66.15
12/04/2024	1GBD815	PRMDSLA	UTE FLEET	111.52	0.00	111.52
12/04/2024	123COJ	PRMDSLA	LIGHT TRUCK	91.25	0.00	91.25
12/04/2024	1GCG616	PRMDSLA	UTE FLEET	104.93	0.00	104.93
12/04/2024	1GCG614	PRMDSLA	UTE FLEET	115.75	0.00	115.75
12/04/2024	1GJW883	PRMDSLA	UTE FLEET	122.08	0.00	122.08
12/04/2024	1GKQ871	PRMDSLA	MOWERS	22.19	0.00	22.19
12/04/2024	1GKW983	PRMDSLA	UTE FLEET	122.36	0.00	122.36
12/04/2024	1GMK837	PRMDSLA	LIGHT TRUCK	202.39	0.00	202.39
12/04/2024	1GRY 350	PRMDSLA	UTE FLEET	135.28	0.00	135.28
12/04/2024	1GUP916	PRMDSLA	HEAVY TRUCK	181.60	0.00	181.60
12/04/2024	1GNK 678	PRMDSLA	CAR FLEET	77.58	0.00	77.58
12/04/2024	1HEL551	PRMDSLA	LIGHT TRUCK	138.06	0.00	138.06
12/04/2024	1HGJ189	PRMDSLA	LIGHT TRUCK	131.49	0.00	131.49
12/04/2024	1HGT321	PRMDSLA	LIGHT TRUCK	205.93	0.00	205.93
12/04/2024	1HFR848	PRMDSLA	RIDE ON SWEEPERS	66.85	0.00	66.85
12/04/2024	F94976	ULP	MINOR PLANT	31.30	0.00	31.30
12/04/2024	1HLP164	PRMDSLA	LIGHT TRUCK	247.71	0.00	247.71
12/04/2024	1GFL847	PRMDSLA	UTE FLEET	115.16	0.00	115.16
12/04/2024	1HPD677	PRMDSLA	MOWERS	40.67	0.00	40.67
12/04/2024	F98446	PRMDSLA	HEAVY TRUCK	149.08	0.00	149.08
12/04/2024	1HWE692	PREMIUM95	CAR FLEET	75.93	0.00	75.93
12/04/2024	1HMD 957	PRMDSLA	UTE FLEET	130.20	0.00	130.20
12/04/2024	1IAV314	PRMDSLA	BUS FLEET	121.99	0.00	121.99
12/04/2024	1IBG288	PRMDSLA	UTE FLEET	116.76	0.00	116.76
12/04/2024	1GLS204	PRMDSLA	VAN FLEET	105.06	0.00	105.06
13/04/2024	1GMP274	ULP	CAR FLEET	102.78	0.00	102.78
13/04/2024	1GNV 595	PRMDSLA	VAN FLEET	103.52	0.00	103.52
13/04/2024	1GUP916	PRMDSLA	HEAVY TRUCK	76.67	0.00	76.67
13/04/2024	1HGO247	PRMDSLA	BUS FLEET	101.52	0.00	101.52
13/04/2024	1HPD029	PRMDSLA	VAN FLEET	89.73	0.00	89.73
13/04/2024	1HPD070	PRMDSLA	VAN FLEET	91.59	0.00	91.59
14/04/2024	1GCG622	PRMDSLA	UTE FLEET	111.40	0.00	111.40
14/04/2024	1GIA358	PRMDSLA	VAN FLEET	79.58	0.00	79.58
14/04/2024	1HNF 238	PRMDSLA	UTE FLEET	86.24	0.00	86.24
15/04/2024	F94954	ULP	MINOR PLANT	25.74	0.00	25.74
15/04/2024	1GMI097	PRMDSLA	VAN FLEET	100.22	0.00	100.22
15/04/2024	1GLC 157	PRMDSLA	UTE FLEET	104.36	0.00	104.36

## Fuel transactions - ReportApr24

DATE	REGO/PLANT NO	PROD/SERV ICE	FLEET TYPE	PRD INCGST	TRN FEE	TOTAL PYMT
15/04/2024	1GPR 528	PRMDSL	UTE FLEET	134.18	0.00	134.18
15/04/2024	1GPX 373	ULP	CAR FLEET	38.91	0.00	38.91
15/04/2024	1GRY 350	PRMDSL	UTE FLEET	118.94	0.00	118.94
15/04/2024	1HAF268	PRMDSL	LIGHT TRUCK	156.13	0.00	156.13
15/04/2024	1HPD479	PRMDSL	VAN FLEET	90.86	0.00	90.86
15/04/2024	1GFW809	ULP	CAR FLEET	75.64	0.00	75.64
15/04/2024	1HXZ 269	PRMDSL	UTE FLEET	122.01	0.00	122.01
15/04/2024	1IBG279	PRMDSL	UTE FLEET	120.96	0.00	120.96
16/04/2024	1EKT694	PRMDSL	LIGHT TRUCK	123.83	0.00	123.83
16/04/2024	1EQC818	PRMDSL	LIGHT TRUCK	164.93	0.00	164.93
16/04/2024	1EZC873	ULP	CAR FLEET	107.30	0.00	107.30
16/04/2024	1GDL520	PRMDSL	LIGHT TRUCK	112.70	0.00	112.70
16/04/2024	1GHN768	PRMDSL	MOWERS	68.85	0.00	68.85
16/04/2024	1GJW882	PRMDSL	UTE FLEET	101.67	0.00	101.67
16/04/2024	1GKE907	ULP	CAR FLEET	57.89	0.00	57.89
16/04/2024	1GKQ871	PRMDSL	MOWERS	39.55	0.00	39.55
16/04/2024	1GKQ871	PRMDSL	MOWERS	28.41	0.00	28.41
16/04/2024	1GNV 587	PRMDSL	VAN FLEET	103.40	0.00	103.40
16/04/2024	1GOO 935	PRMDSL	HEAVY TRUCK	286.23	0.00	286.23
16/04/2024	1GPX 371	ULP	CAR FLEET	67.76	0.00	67.76
16/04/2024	1GUP916	PRMDSL	HEAVY TRUCK	223.15	0.00	223.15
16/04/2024	1GUD 414	PRMDSL	LIGHT TRUCK	269.96	0.00	269.96
16/04/2024	1GZH663	PRMDSL	MOWERS	50.39	0.00	50.39
16/04/2024	1ELP 781	PRMDSL	LIGHT TRUCK	182.40	0.00	182.40
16/04/2024	1HCZ440	ULP	CAR FLEET	48.74	0.00	48.74
16/04/2024	1HGX 396	PRMDSL	UTE FLEET	118.21	0.00	118.21
16/04/2024	1HGW566	ULP	ATVS	38.97	0.00	38.97
16/04/2024	1HPD029	PRMDSL	VAN FLEET	90.56	0.00	90.56
16/04/2024	1HPD676	PRMDSL	MOWERS	45.28	0.00	45.28
16/04/2024	1HQB153	PRMDSL	HEAVY TRUCK	190.56	0.00	190.56
16/04/2024	1HRX 146	PRMDSL	LIGHT TRUCK	141.20	0.00	141.20
16/04/2024	F98446	PRMDSL	HEAVY TRUCK	136.79	0.00	136.79
16/04/2024	1HXZ 960	PRMDSL	UTE FLEET	103.92	0.00	103.92
16/04/2024	1IAV314	PRMDSL	BUS FLEET	66.68	0.00	66.68
16/04/2024	1IDC524	PRMDSL	LOADERS	106.57	0.00	106.57
17/04/2024	F94961	ULP	MINOR PLANT	16.45	0.00	16.45
17/04/2024	F94968	ULP	MINOR PLANT	26.31	0.00	26.31
17/04/2024	F94974	ULP	MINOR PLANT	57.55	0.00	57.55
17/04/2024	F94981	ULP	MINOR PLANT	18.92	0.00	18.92
17/04/2024	F94986	ULP	MINOR PLANT	12.57	0.00	12.57
17/04/2024	1EMF816	PRMDSL	TRACTORS	222.02	0.00	222.02
17/04/2024	1GIA358	PRMDSL	VAN FLEET	51.24	0.00	51.24
17/04/2024	1GKQ871	PRMDSL	MOWERS	33.77	0.00	33.77
17/04/2024	1GKW285	PRMDSL	UTE FLEET	109.85	0.00	109.85
17/04/2024	1GKW982	PRMDSL	UTE FLEET	113.61	0.00	113.61

## Fuel transactions - ReportApr24

DATE	REGO/PLANT NO	PROD/SERV ICE	FLEET TYPE	PRD INCGST	TRN FEE	TOTAL PYMT
17/04/2024	1GLC 159	PRMDSLA	UTE FLEET	116.12	0.00	116.12
17/04/2024	1GLC 160	PRMDSLA	UTE FLEET	112.68	0.00	112.68
17/04/2024	1GPX 372	ULP	CAR FLEET	65.77	0.00	65.77
17/04/2024	1GPX 374	ULP	CAR FLEET	63.88	0.00	63.88
17/04/2024	1GTW 208	PRMDSLA	HEAVY TRUCK	271.76	0.00	271.76
17/04/2024	1GVI308	PRMDSLA	MOWERS	68.30	0.00	68.30
17/04/2024	1GZH663	PRMDSLA	MOWERS	180.29	0.00	180.29
17/04/2024	1HAT216	PRMDSLA	HEAVY TRUCK	235.44	0.00	235.44
17/04/2024	1HGM 314	PRMDSLA	UTE FLEET	119.20	0.00	119.20
17/04/2024	1HFR848	PRMDSLA	RIDE ON SWEEPERS	75.80	0.00	75.80
17/04/2024	1HHZ562	PRMDSLA	LIGHT TRUCK	135.23	0.00	135.23
17/04/2024	1HIH562	PRMDSLA	UTE FLEET	129.19	0.00	129.19
17/04/2024	1HNF 238	PRMDSLA	UTE FLEET	62.40	0.00	62.40
17/04/2024	1HNF 304	PRMDSLA	UTE FLEET	95.60	0.00	95.60
17/04/2024	1HPD682	PRMDSLA	MOWERS	134.97	0.00	134.97
17/04/2024	1HSN673	PRMDSLA	HEAVY TRUCK	400.59	0.00	400.59
17/04/2024	1HSN866	PRMDSLA	LIGHT TRUCK	231.40	0.00	231.40
17/04/2024	1HXZ 270	PRMDSLA	UTE FLEET	112.17	0.00	112.17
17/04/2024	1HRW 078	PRMDSLA	UTE FLEET	126.44	0.00	126.44
17/04/2024	1IAV314	PRMDSLA	BUS FLEET	123.15	0.00	123.15
17/04/2024	1IBG295	PRMDSLA	UTE FLEET	122.89	0.00	122.89
17/04/2024	1IDC458	PRMDSLA	LOADERS	83.87	0.00	83.87
17/04/2024	1ICY325	ULP	CAR FLEET	82.40	0.00	82.40
18/04/2024	F94953	ULP	MINOR PLANT	10.17	0.00	10.17
18/04/2024	F94984	ULP	MINOR PLANT	16.69	0.00	16.69
18/04/2024	1EEI 225	PRMDSLA	HEAVY TRUCK	283.69	0.00	283.69
18/04/2024	1EKD383	PRMDSLA	LIGHT TRUCK	145.18	0.00	145.18
18/04/2024	1ENH669	PRMDSLA	HEAVY TRUCK	148.33	0.00	148.33
18/04/2024	1ESR286	PRMDSLA	UTE FLEET	124.38	0.00	124.38
18/04/2024	1EYF498	PRMDSLA	LIGHT TRUCK	210.79	0.00	210.79
18/04/2024	1EYR100	PRMDSLA	UTE FLEET	99.48	0.00	99.48
18/04/2024	1EZW318	PRMDSLA	LIGHT TRUCK	86.62	0.00	86.62
18/04/2024	1GDL520	PRMDSLA	LIGHT TRUCK	103.37	0.00	103.37
18/04/2024	1GCG617	PRMDSLA	UTE FLEET	121.55	0.00	121.55
18/04/2024	1GET700	PRMDSLA	HEAVY TRUCK	253.93	0.00	253.93
18/04/2024	1GLS201	PRMDSLA	VAN FLEET	144.88	0.00	144.88
18/04/2024	1GNE 037	PRMDSLA	MOWERS	91.71	0.00	91.71
18/04/2024	1GNV 595	PRMDSLA	VAN FLEET	99.15	0.00	99.15
18/04/2024	1GOS 408	PRMDSLA	UTE FLEET	114.06	0.00	114.06
18/04/2024	1GWP452	PRMDSLA	UTE FLEET	123.26	0.00	123.26
18/04/2024	1GZH663	PRMDSLA	MOWERS	84.27	0.00	84.27
18/04/2024	1HBQ371	PRMDSLA	LIGHT TRUCK	175.04	0.00	175.04
18/04/2024	1HGJ189	PRMDSLA	LIGHT TRUCK	110.25	0.00	110.25
18/04/2024	1HGO247	PRMDSLA	BUS FLEET	94.45	0.00	94.45
18/04/2024	1GJI868	PRMDSLA	UTE FLEET	92.85	0.00	92.85

## Fuel transactions - ReportApr24

DATE	REGO/PLANT NO	PROD/SERV ICE	FLEET TYPE	PRD INCGST	TRN FEE	TOTAL PYMT
18/04/2024	1HLE263	PRMDSL	TRACTORS	203.22	0.00	203.22
18/04/2024	1HPD070	PRMDSL	VAN FLEET	79.58	0.00	79.58
18/04/2024	1HPD676	PRMDSL	MOWERS	98.79	0.00	98.79
18/04/2024	F98446	PRMDSL	HEAVY TRUCK	160.87	0.00	160.87
18/04/2024	1HTV858	PRMDSL	LIGHT TRUCK	234.72	0.00	234.72
19/04/2024	F94977	ULP	MINOR PLANT	56.97	0.00	56.97
19/04/2024	F94950	ULP	MINOR PLANT	7.77	0.00	7.77
19/04/2024	1EQC818	PRMDSL	LIGHT TRUCK	181.22	0.00	181.22
19/04/2024	1EQX796	PRMDSL	LIGHT TRUCK	124.50	0.00	124.50
19/04/2024	1EQX796	PRMDSL	LIGHT TRUCK	111.32	0.00	111.32
19/04/2024	1ESR284	PRMDSL	UTE FLEET	128.09	0.00	128.09
19/04/2024	1EUV979	PRMDSL	HEAVY TRUCK	234.08	0.00	234.08
19/04/2024	1GCJ254	PRMDSL	LIGHT TRUCK	276.31	0.00	276.31
19/04/2024	1GCG614	PRMDSL	UTE FLEET	107.20	0.00	107.20
19/04/2024	1GJX083	PRMDSL	UTE FLEET	114.38	0.00	114.38
19/04/2024	1GKQ871	PRMDSL	MOWERS	129.38	0.00	129.38
19/04/2024	1GKQ871	PRMDSL	MOWERS	-129.38	0.00	-129.38
19/04/2024	1GKQ871	PRMDSL	MOWERS	37.02	0.00	37.02
19/04/2024	1GLS203	PRMDSL	VAN FLEET	120.81	0.00	120.81
19/04/2024	1GLS202	PRMDSL	VAN FLEET	133.76	0.00	133.76
19/04/2024	1GNE 038	PRMDSL	MOWERS	119.73	0.00	119.73
19/04/2024	1GPA 571	PRMDSL	UTE FLEET	125.35	0.00	125.35
19/04/2024	1GUP916	PRMDSL	HEAVY TRUCK	204.79	0.00	204.79
19/04/2024	1GNK 678	PRMDSL	CAR FLEET	59.55	0.00	59.55
19/04/2024	1GIR472	PRMDSL	UTE FLEET	120.34	0.00	120.34
19/04/2024	1HAF268	PRMDSL	LIGHT TRUCK	246.97	0.00	246.97
19/04/2024	1HAT216	PRMDSL	HEAVY TRUCK	139.88	0.00	139.88
19/04/2024	1HEL551	PRMDSL	LIGHT TRUCK	126.53	0.00	126.53
19/04/2024	1EQQ668	PRMDSL	LIGHT TRUCK	185.25	0.00	185.25
19/04/2024	1HGT321	PRMDSL	LIGHT TRUCK	150.86	0.00	150.86
19/04/2024	1HFR848	PRMDSL	RIDE ON SWEEPERS	76.19	0.00	76.19
19/04/2024	1GNA 563	PRMDSL	VAN FLEET	129.65	0.00	129.65
19/04/2024	1HPD029	PRMDSL	VAN FLEET	75.82	0.00	75.82
19/04/2024	1HPR 183	PRMDSL	LIGHT TRUCK	113.73	0.00	113.73
19/04/2024	1HQB153	PRMDSL	HEAVY TRUCK	176.19	0.00	176.19
19/04/2024	1HPD479	PRMDSL	VAN FLEET	95.33	0.00	95.33
19/04/2024	1HTH737	PRMDSL	UTE FLEET	110.70	0.00	110.70
19/04/2024	1HVD890	PRMDSL	LIGHT TRUCK	218.52	0.00	218.52
19/04/2024	1IAV314	PRMDSL	BUS FLEET	67.85	0.00	67.85
20/04/2024	1GJW884	PRMDSL	UTE FLEET	138.51	0.00	138.51
21/04/2024	1GCG622	PRMDSL	UTE FLEET	109.40	0.00	109.40
21/04/2024	1GGM533	PRMDSL	UTE FLEET	122.62	0.00	122.62
21/04/2024	1GIA358	PRMDSL	VAN FLEET	61.86	0.00	61.86
21/04/2024	1GMP274	ULP	CAR FLEET	95.03	0.00	95.03
21/04/2024	1HGW566	ULP	ATVS	50.45	0.00	50.45

## Fuel transactions - ReportApr24

DATE	REGO/PLANT NO	PROD/SERV ICE	FLEET TYPE	PRD INCGST	TRN FEE	TOTAL PYMT
21/04/2024	1HNF 238	PRMDSL	UTE FLEET	57.85	0.00	57.85
21/04/2024	1HNF 304	PRMDSL	UTE FLEET	50.86	0.00	50.86
21/04/2024	1HPD070	PRMDSL	VAN FLEET	78.11	0.00	78.11
21/04/2024	1GQN 101	PRMDSL	UTE FLEET	96.07	0.00	96.07
21/04/2024	1GFW809	ULP	CAR FLEET	39.58	0.00	39.58
21/04/2024	1HXO 071	PRMDSL	UTE FLEET	96.81	0.00	96.81
22/04/2024	1EYF497	PRMDSL	LIGHT TRUCK	210.08	0.00	210.08
22/04/2024	1GPX 374	ULP	CAR FLEET	24.58	0.00	24.58
22/04/2024	1GPX 373	ULP	CAR FLEET	49.32	0.00	49.32
22/04/2024	1GVI308	PRMDSL	MOWERS	25.63	0.00	25.63
22/04/2024	1HLE263	PRMDSL	TRACTORS	175.20	0.00	175.20
22/04/2024	1HMF578	PRMDSL	UTE FLEET	100.51	0.00	100.51
22/04/2024	1HPD029	PRMDSL	VAN FLEET	62.42	0.00	62.42
22/04/2024	1HRX 082	PRMDSL	LIGHT TRUCK	214.96	0.00	214.96
22/04/2024	1HTH959	PRMDSL	UTE FLEET	109.04	0.00	109.04
22/04/2024	1IBG279	PRMDSL	UTE FLEET	107.30	0.00	107.30
22/04/2024	1IDC524	PRMDSL	LOADERS	131.86	0.00	131.86
23/04/2024	F94959	ULP	MINOR PLANT	35.68	0.00	35.68
23/04/2024	1GAQ376	PRMDSL	LIGHT TRUCK	198.48	0.00	198.48
23/04/2024	1GCG620	PRMDSL	UTE FLEET	128.83	0.00	128.83
23/04/2024	1GCG621	PRMDSL	UTE FLEET	115.07	0.00	115.07
23/04/2024	1EKD382	PRMDSL	LIGHT TRUCK	189.12	0.00	189.12
23/04/2024	1GKQ871	PRMDSL	MOWERS	55.60	0.00	55.60
23/04/2024	1GNA 562	PRMDSL	VAN FLEET	85.93	0.00	85.93
23/04/2024	1GNV 587	PRMDSL	VAN FLEET	133.60	0.00	133.60
23/04/2024	1GNV 595	PRMDSL	VAN FLEET	84.60	0.00	84.60
23/04/2024	1GOS 407	PRMDSL	UTE FLEET	119.18	0.00	119.18
23/04/2024	1GOO 935	PRMDSL	HEAVY TRUCK	271.94	0.00	271.94
23/04/2024	1GPA 570	PRMDSL	UTE FLEET	124.20	0.00	124.20
23/04/2024	1GUP916	PRMDSL	HEAVY TRUCK	208.09	0.00	208.09
23/04/2024	1GLC 158	PRMDSL	UTE FLEET	128.40	0.00	128.40
23/04/2024	1GCG615	PRMDSL	UTE FLEET	125.90	0.00	125.90
23/04/2024	1HBQ371	PRMDSL	LIGHT TRUCK	192.77	0.00	192.77
23/04/2024	1HBZ562	PRMDSL	UTE FLEET	112.86	0.00	112.86
23/04/2024	1HCZ440	ULP	CAR FLEET	39.63	0.00	39.63
23/04/2024	1HGO247	PRMDSL	BUS FLEET	118.53	0.00	118.53
23/04/2024	1HGX 396	PRMDSL	UTE FLEET	106.55	0.00	106.55
23/04/2024	1HPD070	PRMDSL	VAN FLEET	74.17	0.00	74.17
23/04/2024	1HPD676	PRMDSL	MOWERS	50.05	0.00	50.05
23/04/2024	1HPD479	PRMDSL	VAN FLEET	84.66	0.00	84.66
23/04/2024	1HRX 146	PRMDSL	LIGHT TRUCK	130.12	0.00	130.12
23/04/2024	1HZP999	PRMDSL	LIGHT TRUCK	210.62	0.00	210.62
23/04/2024	1HXZ713	PRMDSL	UTE FLEET	112.82	0.00	112.82
23/04/2024	1IDC458	PRMDSL	LOADERS	73.52	0.00	73.52
24/04/2024	F94951	ULP	MINOR PLANT	27.39	0.00	27.39

## Fuel transactions - ReportApr24

DATE	REGO/PLANT NO	PROD/SERV ICE	FLEET TYPE	PRD INCGST	TRN FEE	TOTAL PYMT
24/04/2024	F94974	ULP	MINOR PLANT	19.53	0.00	19.53
24/04/2024	1EKD383	PRMDSL	LIGHT TRUCK	121.97	0.00	121.97
24/04/2024	1EKT694	PRMDSL	LIGHT TRUCK	121.49	0.00	121.49
24/04/2024	1ESR283	PRMDSL	UTE FLEET	129.13	0.00	129.13
24/04/2024	1EUV979	PRMDSL	HEAVY TRUCK	223.81	0.00	223.81
24/04/2024	1GAN289	PRMDSL	UTE FLEET	125.35	0.00	125.35
24/04/2024	1GCG618	PRMDSL	UTE FLEET	116.42	0.00	116.42
24/04/2024	1ESR289	PRMDSL	UTE FLEET	95.19	0.00	95.19
24/04/2024	1GHN768	PRMDSL	MOWERS	131.46	0.00	131.46
24/04/2024	1GKE907	ULP	CAR FLEET	42.78	0.00	42.78
24/04/2024	1GKQ871	PRMDSL	MOWERS	31.00	0.00	31.00
24/04/2024	1GKG594	PRMDSL	MOWERS	77.38	0.00	77.38
24/04/2024	1GPX 372	ULP	CAR FLEET	60.55	0.00	60.55
24/04/2024	1GPR 529	PRMDSL	UTE FLEET	127.04	0.00	127.04
24/04/2024	1GRY 350	PRMDSL	UTE FLEET	144.17	0.00	144.17
24/04/2024	1GXA947	PRMDSL	LIGHT TRUCK	284.80	0.00	284.80
24/04/2024	1ELP 781	PRMDSL	LIGHT TRUCK	191.96	0.00	191.96
24/04/2024	1HAT216	PRMDSL	HEAVY TRUCK	207.10	0.00	207.10
24/04/2024	1HGT321	PRMDSL	LIGHT TRUCK	159.74	0.00	159.74
24/04/2024	1HGM 314	PRMDSL	UTE FLEET	103.86	0.00	103.86
24/04/2024	1HFR848	PRMDSL	RIDE ON SWEEPERS	76.98	0.00	76.98
24/04/2024	1ESR287	PRMDSL	UTE FLEET	60.52	0.00	60.52
24/04/2024	1HLP164	PRMDSL	LIGHT TRUCK	265.70	0.00	265.70
24/04/2024	1HLE263	PRMDSL	TRACTORS	209.57	0.00	209.57
24/04/2024	1HPD682	PRMDSL	MOWERS	122.46	0.00	122.46
24/04/2024	1HPD676	PRMDSL	MOWERS	61.55	0.00	61.55
24/04/2024	1HWE692	PREMIUM98	CAR FLEET	84.89	0.00	84.89
24/04/2024	1HMD 957	PRMDSL	UTE FLEET	126.47	0.00	126.47
24/04/2024	1IAV314	PRMDSL	BUS FLEET	83.96	0.00	83.96
24/04/2024	1IDC524	PRMDSL	LOADERS	120.62	0.00	120.62
24/04/2024	1IBM089	PRMDSL	VAN FLEET	94.25	0.00	94.25
25/04/2024	1GCG622	PRMDSL	UTE FLEET	102.67	0.00	102.67
25/04/2024	1GJW882	PRMDSL	UTE FLEET	105.20	0.00	105.20
25/04/2024	1HPD029	PRMDSL	VAN FLEET	50.15	0.00	50.15
26/04/2024	F94977	ULP	MINOR PLANT	36.46	0.00	36.46
26/04/2024	F94978	ULP	MINOR PLANT	36.57	0.00	36.57
26/04/2024	F94981	ULP	MINOR PLANT	16.56	0.00	16.56
26/04/2024	1GFM465	ULP	CAR FLEET	106.03	0.00	106.03
26/04/2024	1GIA358	PRMDSL	VAN FLEET	120.61	0.00	120.61
26/04/2024	1GJX083	PRMDSL	UTE FLEET	124.54	0.00	124.54
26/04/2024	1GKQ871	PRMDSL	MOWERS	42.98	0.00	42.98
26/04/2024	1GLC 157	PRMDSL	UTE FLEET	103.28	0.00	103.28
26/04/2024	1GUP916	PRMDSL	HEAVY TRUCK	195.66	0.00	195.66
26/04/2024	1GZH663	PRMDSL	MOWERS	69.54	0.00	69.54
26/04/2024	1HAT216	PRMDSL	HEAVY TRUCK	140.56	0.00	140.56



## Fuel transactions - ReportApr24

DATE	REGO/PLANT NO	PROD/SERV ICE	FLEET TYPE	PRD INCGST	TRN FEE	TOTAL PYMT
26/04/2024	1HGJ189	PRMDSL	LIGHT TRUCK	132.82	0.00	132.82
26/04/2024	1HFR848	PRMDSL	RIDE ON SWEEPERS	25.66	0.00	25.66
26/04/2024	1HPD070	PRMDSL	VAN FLEET	70.76	0.00	70.76
26/04/2024	1HPD676	PRMDSL	MOWERS	69.37	0.00	69.37
26/04/2024	F98446	PRMDSL	HEAVY TRUCK	183.08	0.00	183.08
26/04/2024	1HTV858	PRMDSL	LIGHT TRUCK	256.22	0.00	256.22
26/04/2024	1IAV314	PRMDSL	BUS FLEET	32.01	0.00	32.01
27/04/2024	1GNV 595	PRMDSL	VAN FLEET	78.30	0.00	78.30
27/04/2024	1HGW566	ULP	ATVS	43.79	0.00	43.79
27/04/2024	1HPD479	PRMDSL	VAN FLEET	92.12	0.00	92.12
27/04/2024	1GFW809	ULP	CAR FLEET	51.96	0.00	51.96
28/04/2024	1GPX 371	ULP	CAR FLEET	72.17	0.00	72.17
28/04/2024	1GRY 350	PRMDSL	UTE FLEET	120.30	0.00	120.30
28/04/2024	1HNF 238	PRMDSL	UTE FLEET	65.39	0.00	65.39
28/04/2024	1HNF 304	PRMDSL	UTE FLEET	106.18	0.00	106.18
28/04/2024	1HPD029	PRMDSL	VAN FLEET	82.49	0.00	82.49
29/04/2024	1ESR284	PRMDSL	UTE FLEET	133.98	0.00	133.98
29/04/2024	1EYF498	PRMDSL	LIGHT TRUCK	189.16	0.00	189.16
29/04/2024	1EYR100	PRMDSL	UTE FLEET	96.66	0.00	96.66
29/04/2024	1EYR101	ULP	CAR FLEET	71.33	0.00	71.33
29/04/2024	1GDL520	PRMDSL	LIGHT TRUCK	115.27	0.00	115.27
29/04/2024	1GHX573	PRMDSL	UTE FLEET	115.94	0.00	115.94
29/04/2024	1GMK837	PRMDSL	LIGHT TRUCK	185.60	0.00	185.60
29/04/2024	1GMP274	ULP	CAR FLEET	75.63	0.00	75.63
29/04/2024	1GOS 407	PRMDSL	UTE FLEET	114.97	0.00	114.97
29/04/2024	1GPX 373	ULP	CAR FLEET	35.13	0.00	35.13
29/04/2024	F94970	ULP	MINOR PLANT	10.82	0.00	10.82
29/04/2024	1HEL551	PRMDSL	LIGHT TRUCK	133.77	0.00	133.77
29/04/2024	1GJI868	PRMDSL	UTE FLEET	101.69	0.00	101.69
29/04/2024	1HXZ 271	PRMDSL	UTE FLEET	97.68	0.00	97.68
29/04/2024	1HXZ 962	PRMDSL	UTE FLEET	129.47	0.00	129.47
29/04/2024	1GLS204	PRMDSL	VAN FLEET	97.46	0.00	97.46
29/04/2024	1IDC458	PRMDSL	LOADERS	86.14	0.00	86.14
30/04/2024	F94985	ULP	MINOR PLANT	15.28	0.00	15.28
30/04/2024	1EGO353	PRMDSL	LIGHT TRUCK	175.65	0.00	175.65
30/04/2024	1EQC818	PRMDSL	LIGHT TRUCK	205.59	0.00	205.59
30/04/2024	1GET700	PRMDSL	HEAVY TRUCK	281.82	0.00	281.82
30/04/2024	1GKQ871	PRMDSL	MOWERS	34.73	0.00	34.73
30/04/2024	1GKQ871	PRMDSL	MOWERS	30.34	0.00	30.34
30/04/2024	1GPR 527	PRMDSL	UTE FLEET	120.37	0.00	120.37
30/04/2024	1GOF 367	PRMDSL	VAN FLEET	130.50	0.00	130.50
30/04/2024	1HPD070	PRMDSL	VAN FLEET	77.13	0.00	77.13
30/04/2024	1HPR 183	PRMDSL	LIGHT TRUCK	102.80	0.00	102.80
30/04/2024	1HXZ 270	PRMDSL	UTE FLEET	107.91	0.00	107.91
30/04/2024	1IAV314	PRMDSL	BUS FLEET	65.45	0.00	65.45

Fuel transactions - ReportApr24

DATE	REGO/PLANT NO	PROD/SERV ICE	FLEET TYPE	PRD INCGST	TRN FEE	TOTAL PYMT
						0.00
				\$61,073.43	\$0.00	\$61,073.43



TENDER 015/24 PLUMBING MAINTENANCE SERVICES AND MINOR PLUMBING WORKS OF  
VALUE LESS THAN \$100,000

# **SCHEDULE OF ITEMS**

Item	Description
<b>1</b>	<b>Plumbing Tradesman</b>
1.1	Normal working hours qualified Plumbing Tradesperson 7.00am to 3.30pm
1.2	After hours plumbing services 3.31pm to 6.59am
1.3	Maximum call out charge after hours Monday to Friday including the first 3hrs labour
1.4	Maximum call out charge Saturday (including the first 3hrs labour)
1.5	Maximum call out charge Sunday / Public Holiday (including the first 3hrs labour)
1.6	Saturday
1.7	Sunday
1.8	Public holiday
1.9	Materials percentage mark-up applicable to works undertaken using items 1.1 – 1.8
1.10	Plant hire percentage mark-up inclusive of supervision
<b>2</b>	<b>Supervisor</b>
2.1	Normal working hours 7.00am to 3.30pm
2.2	After hours 3.31pm to 6.59am
2.3	Maximum call out charge after hours Monday to Friday including the first 3hrs labour
2.4	Maximum call out charge Saturday (including the first 3hrs labour)
2.5	Maximum call out charge Sunday / Public Holiday (including the first 3hrs labour)
2.6	Saturday
2.7	Sunday
2.8	Public holiday
<b>3</b>	<b>Apprentice 1st Year</b>
3.1	Normal working hours 7.00am to 3.30pm
3.2	After hours 3.31pm to 6.59am
3.3	Maximum call out charge after hours Monday to Friday including the first 3hrs labour
3.4	Maximum call out charge Saturday (including the first 3hrs labour)
3.5	Maximum call out charge Sunday / Public Holiday (including the first 3hrs labour)
3.6	Saturday
3.7	Sunday
3.8	Public holiday
<b>4</b>	<b>Apprentice 2nd Year</b>
4.1	Normal working hours 7.00am to 3.30pm
4.2	After hours 3.31pm to 6.59am
4.3	Maximum call out charge after hours Monday to Friday including the first 3hrs labour
4.4	Maximum call out charge Saturday (including the first 3hrs labour)
4.5	Maximum call out charge Sunday / Public Holiday (including the first 3hrs labour)
4.6	Saturday
4.7	Sunday
4.8	Public holiday

TENDER 015/24 PLUMBING MAINTENANCE SERVICES AND MINOR PLUMBING WORKS OF  
VALUE LESS THAN \$100,000

Item	Description
<b>5</b>	<b>Apprentice 3rd Year</b>
5.1	Normal working hours 7.00am to 3.30pm
5.2	After hours 3.31pm to 6.59am
5.3	Maximum call out charge after hours Monday to Friday including the first 3hrs labour
5.4	Maximum call out charge Saturday (including the first 3hrs labour)
5.5	Maximum call out charge Sunday / Public Holiday (including the first 3hrs labour)
5.6	Saturday
5.7	Sunday
5.8	Public holiday
<b>6</b>	<b>Apprentice 4th Year</b>
6.1	Normal working hours 7.00am to 3.30pm
6.2	After hours 3.31pm to 6.59am
6.3	Maximum call out charge after hours Monday to Friday including the first 3hrs labour
6.4	Maximum call out charge Saturday (including the first 3hrs labour)
6.5	Maximum call out charge Sunday / Public Holiday (including the first 3hrs labour)
6.6	Saturday
6.7	Sunday
6.8	Public holiday
7	Provide Dilapidation reports. Example provided in specification
8	Site Supervisor
9	Managing Director
10	Project Administration
11	Budget/Feasibility Reporting
12	Onsite Meeting/Reporting

**SUB-CONTRACTORS NEW WORKS**

Item	Value of Works
1	\$0 to \$1,000
2	\$1,001 to \$10,000
3	\$10,001 to \$25,000
4	\$25,001 to \$50,000
5	\$50,001 to \$100,000

**SUB-CONTRACTORS RENOVATION WORKS**

Item	Value of Works
1	\$0 to \$1,000
2	\$1,001 to \$10,000
3	\$10,001 to \$25,000
4	\$25,001 to \$50,000
5	\$50,001 to \$100,000

TENDER 015/24 PLUMBING MAINTENANCE SERVICES AND MINOR PLUMBING WORKS OF  
VALUE LESS THAN \$100,000

#### REPLACEMENT ITEMS

Item	Replacement Item / Type	UOM
<b>RPZ</b> (including labour and materials)		
1	20mm	per unit
2	25mm	per unit
3	40mm	per unit
4	50mm	per unit
5	100mm	per unit
<b>Water Filters</b> (including labour and materials)		
6	Puretec X7-R	per unit

#### SPECIALISED EQUIPMENT

Item	Specialised equipment	UOM
1	Jet Wash	Per hour
2	Leak detection	Per hour
3	Drain camera	Per hour
4	Drain Machine	Per Hour

#### SERVICING ITEM

Item	Service item	UOM
1	Safety Showers and Eye Wash Station	per unit

TENDER 015/24 PLUMBING MAINTENANCE SERVICES AND MINOR PLUMBING WORKS OF VALUE LESS THAN \$100,000

**SUMMARY OF SUBMISSIONS**

Tenderer & Description of Response	Is it Compliant? Yes or No	Comment Against Criteria				Evaluation Score	Estimated Total Comparative Price	Rank
		Demonstrated Understanding of the Required Tasks	Demonstrated Experience in Providing Similar Services	Capacity	Social and economic effects on the local community			
Mackie Plumbing and Gas Pty Ltd All requirements have been met.	Yes	It demonstrated a sound understanding of the required tasks. Its submission included the company's proposed methodology and approach in carrying out the various tasks required to complete the works. It provided an outline of the company's job completion process and delivering priority timeframes for emergency or high priority plumbing works, reactive or planned services, minor or capital works or quoted works and after hours response. It indicated timesheets and relevant photos of works will be attached to the work orders.	It has extensive experience providing plumbing and hydraulics services to various organisations including local governments in WA. Examples of works included Baptistcare WA Limited (private aged care, Perth metro and regional, 24 sites in total, contract duration 2020 to 2028) and the Cities of Kwinana (69 sites, 2020 to 2025) and Swan (community care services - aged care facility, 2018 to current).	It commenced operation in 2014. It currently has 12 employees. An organisational chart and details of key personnel including their role, skills and industry experience were provided. A list of standard equipment including pipe relining equipment and vacuum truck (owned) for liquid waste removal was supplied. It indicated the company has four tradesmen on weekly rotation for afterhours callouts and service contingency plans in place.	It is located in Booragoon.  It stated the company does not currently employ any Joondalup residents.	75.6%	\$3,127,695 <i>assuming no change in historical usage</i>	1

TENDER 015/24 PLUMBING MAINTENANCE SERVICES AND MINOR PLUMBING WORKS OF VALUE LESS THAN \$100,000

Tenderer & Description of Response	Is it Compliant? Yes or No	Comment Against Criteria				Evaluation Score	Estimated Total Comparative Price	Rank
		Demonstrated Understanding of the Required Tasks	Demonstrated Experience in Providing Similar Services	Capacity	Social and economic effects on the local community			
Techworks Plumbing Pty Ltd All requirements have been met.	Yes	It demonstrated a thorough understanding of the required tasks. It submitted a comprehensive response and methodology proposed to undertake the works. It provided details of the processes the company utilise for carrying out both reactive and routine plumbing services or planned maintenance works. Examples asset test sheets and work invoices were supplied. It indicated the company uses simPRO system as an integral part of its management process for work requests, scheduling, timesheets, purchase orders, goods receipting, quoting, variations, payment claims, invoicing and the like.	It demonstrated experience providing plumbing services to state and local governments in WA. Examples of works were provided and these included breakdown and preventative maintenance and minor works for the Cities of Fremantle (2021 to current, contract value), Bayswater (2023 ongoing) and Swan (2019 to 2025).	It was formed in 2017. It currently has 35 fulltime employees. Its structure of business and details of key personnel including their qualifications, role and industry experience were provided. It listed specialised equipment (owned) that will be used though provided little or no information on the number of vehicles or vans the company has on the road. It offers 24 hours, 7 days a week support service and has nominated seven staff members as contingency resources for the contract.	It is located in Osborne Park.  It listed two local suppliers (Tradelink Joondalup and Reece Joondalup) that the company already utilised for goods and services as it currently service sites within the City (HBF Arena, Joondalup TAFE and bus depots). About 15% of its staff live within the City.	75.3%	\$3,176,249 <i>assuming no change in historical usage</i>	2

TENDER 015/24 PLUMBING MAINTENANCE SERVICES AND MINOR PLUMBING WORKS OF VALUE LESS THAN \$100,000

Tenderer & Description of Response	Is it Compliant? Yes or No	Comment Against Criteria				Evaluation Score	Estimated Total Comparative Price	Rank
		Demonstrated Understanding of the Required Tasks	Demonstrated Experience in Providing Similar Services	Capacity	Social and economic effects on the local community			
<p>JKB Plumbing &amp; Gas Pty Ltd</p> <p>All requirements have been met.</p>	Yes	It demonstrated a sound understanding of the City's requirements. It provided a detailed methodology and proposed approach in providing the services, including an outline of the key processes utilised to complete the works (from quoting and purchasing to maintenance and construction, handover and invoicing). It also outlined the timelines required and estimated timeframes for completing both plumbing maintenance and minor works. The panel noted the company's use of ServiceM8 system will be of benefit as it will complement the City's MY time log system.	It demonstrated experience providing plumbing and gas maintenance and minor works for various organisations in WA. Numerous examples were provided and these included recently completed projects for Hickey Constructions (Christchurch Park - renewed all existing fixtures, storm water and soak wells, completed March 2024 and Walyunga National Park - added two new UAT toilets and renewed all existing fixtures and make compliant, completed Sept 2023) and Mullaloo Surf Club (preventative maintenance, completed March 2024). It indicated the company's managing director has over 20 years industry experience and also having previously worked for the City's plumbing contractor for over 11 years.	It has been operating since 2020. It currently employs three staff. Its structure of business and details of key personnel including their role and years of industry experience were provided. A list of specialised equipment was supplied. It stated the company has two licensed plumbing sub-contractors that reside within the City and readily available on call during the week and afterhours. Afterhours contacts were supplied.	<p>It is located in Lower Chittering.</p> <p>It indicated the company regularly use local suppliers located in Joondalup (Bunnings, Reece, Supercheap Auto, Total Tools, Bosch Service, Sydney Tools and Nutrien Water) for good and services. Two of its staff members reside within the City. It supports a number of local sporting and community groups including Ocean Ridge Junior Football Club, Joondalup/Kinross Junior Cricket Club and Joondalup Districts Cricket Club.</p>	68.9%	\$3,103,700 <i>assuming no change in historical usage</i>	3

TENDER 015/24 PLUMBING MAINTENANCE SERVICES AND MINOR PLUMBING WORKS OF VALUE LESS THAN \$100,000

Tenderer & Description of Response	Is it Compliant? Yes or No	Comment Against Criteria				Evaluation Score	Estimated Total Comparative Price	Rank
		Demonstrated Understanding of the Required Tasks	Demonstrated Experience in Providing Similar Services	Capacity	Social and economic effects on the local community			
On Tap Services Pty Ltd All requirements have been met.	Yes	It demonstrated some understanding of the City's requirements. Its submission included the company's workflow procedures or job request flow charts for normal business hours and afterhours requirements. However, it is noted the company did not address or indicate whether it operates an auditable time sheet system in order to present signed time sheets for any City works when requested.	It has extensive experience providing plumbing maintenance services to private and public sectors including local governments. Examples included reactive and planned plumbing maintenance for the Cities of Armadale (duration 2017 to 2022), Wanneroo (2020 to current), Perth (2021 to 2024) and Melville (current contract and has held it for four years).	It was established in 2015. It currently has 75 employees. An organisational chart and details of key personnel including their qualifications, skills and industry experience were provided. It indicated the company has 42 service vehicles and 24 fully equipped vehicles available for this contract and it operates 65-70% capacity with its current staffing levels. It offers 24 hours emergency service.	It is located in Wangara.  It listed several local suppliers (Harvey Norman, Bunnings, Reece Joondalup, The Good Guys, Retravision, Beacon Lighting and Tradelink Joondalup) that the company currently use on a daily basis for general plumbing, electrical and building maintenance requirements. Seven of its staff members reside within the City.	67.3%	\$3,160,366 <i>assuming no change in historical usage</i>	4

TENDER 015/24 PLUMBING MAINTENANCE SERVICES AND MINOR PLUMBING WORKS OF VALUE LESS THAN \$100,000

Tenderer & Description of Response	Is it Compliant? Yes or No	Comment Against Criteria				Evaluation Score	Estimated Total Comparative Price	Rank
		Demonstrated Understanding of the Required Tasks	Demonstrated Experience in Providing Similar Services	Capacity	Social and economic effects on the local community			
Plumbing Bros. Perth Pty Ltd as Trustee for Triple J Unit Trust (Plumbing Bros.) All requirements have been met.	Yes	It demonstrated an understanding of the required tasks. It submitted a general response though proposed approach in providing the services included a breakdown of the projected timeline for commencement of works, of priority and timeframes for programmed maintenance, normal times and afterhours or emergency maintenance requirements. A copy of its service report for works carried out and hours worked was supplied, however, the proposed time sheet appeared to be paper driven.	It demonstrated experience providing plumbing and gas maintenance to private and public organisations including Programmed Facilities Maintenance (Yarran Property facilities and also Juniper Aged Care, duration 2024 to 2026), Evolve FM (Education Department – at all government schools, 2023 to 2025) and Wagga Wagga City Council (several council facilities, 2023 to 2025). However, examples of works did not include any or similar plumbing services completed for WA local governments.	It was established in 2017. It has four franchise partners with over 100 team members across Australia. Its WA office has 25 onsite team members, with 25% being apprentices. An organisational chart and details of key personnel including their qualifications, role and industry experience were provided. It indicated the company has vehicles, each equipped with plant and equipment (a list of equipment was supplied). It has two team members on-call and available at all times with one backup tradesperson per on-call team member. Afterhours contacts for emergency requirements were provided.	Its WA office is located in West Leederville.  It indicated the company actively supports a number of local suppliers (Reece Plumbing, Bunnings, Fridge and Washer, Beacon Lighting and Sydney Tools Joondalup). Several of its staff members reside within the City.	50.6%	\$3,337,616 <i>assuming no change in historical usage</i>	5



TENDER 015/24 PLUMBING MAINTENANCE SERVICES AND MINOR PLUMBING WORKS OF VALUE LESS THAN \$100,000

Tenderer & Description of Response	Is it Compliant? Yes or No	Comment Against Criteria				Evaluation Score	Estimated Total Comparative Price	Rank
		Demonstrated Understanding of the Required Tasks	Demonstrated Experience in Providing Similar Services	Capacity	Social and economic effects on the local community			
PCB Plumbing and Gas Pty Ltd All requirements have been met.	Yes	It demonstrated an understanding of the required tasks. Its submission included the company's proposed methodology plan and approach in carrying out the required tasks to complete the works. However, it is noted the methodology plan submitted was generic, covering generally the various aspects of the requirements specified, from scope of work, key project risks and challenges and mobilisation to construction and project completion. It stated the company utilises simPRO management system alongside other management tools such as labour forecasters, skills matrix and weekly operational and planning meetings, to ensure its clients' needs are met and that it has sufficient resources available to meet demands.	It demonstrated experience providing plumbing maintenance services to various organisations in WA. Examples included planned and reactive maintenance for Silverchain (all sites rural and metro, duration 2020 to 2024) and Ventia/Defence (across multiple sites, ongoing). Other examples included reactive maintenance and project based works across multiple sites for Oz Integrated (various properties including Sabina Apartments, Rialto Apartments, Liv apartments, West One, ongoing). The panel noted examples of works provided did not include similar works completed for local governments.	It was formed in 2023 with the merging of PCB Contractors' Plumbing and Gas division. Though the specific number of full-time employees was not stated, it listed 22 personnel under its organisational chart and details of key personnel including their qualifications and industry experience were provided. A list of plant and equipment was supplied. It stated the company has access to several staff members capable of being temporarily relocated between sites to cover annual leave of other staff members. Its submission did not include afterhours contacts for emergency requirements.	It is located in Mount Pleasant.  It submitted a local industry capability plan which detailed the company's current and future commitment to actively engage with the local businesses and industry, in order to maximise local sourcing, procurement and recruitment, wherever possible.	48.4%	\$3,210,675 <i>assuming no change in historical usage</i>	6

TENDER 015/24 PLUMBING MAINTENANCE SERVICES AND MINOR PLUMBING WORKS OF VALUE LESS THAN \$100,000

Tenderer & Description of Response	Is it Compliant? Yes or No	Comment Against Criteria				Evaluation Score	Estimated Total Comparative Price	Rank
		Demonstrated Understanding of the Required Tasks	Demonstrated Experience in Providing Similar Services	Capacity	Social and economic effects on the local community			
Leeway Group Pty Ltd All requirements have been met.	Yes	It submitted a brief response and limited information demonstrating its understanding of the City's requirements. It made reference to having dedicated point of contact for responding in accordance with the specified response times and vehicle and equipment purchased to provide priority service for carrying out maintenance works. It did not sufficiently address how the company will carry out the various tasks required to complete the works and in terms of work control, management and signed-off.	It demonstrated experience providing plumbing maintenance and plumbing works for private and public sector including the Department of Communities (Department of Justice's five- storey office facility in Mirrabooka, duration since 2018), B Strata (The Precinct Apartments - twenty-two storey building, since 2021) and Department of Transport (a single storey office building in Butler, since 2023). However, it submitted only three examples of works and these did not include working with local governments or details scope of work, outcomes or similarity to the City's requirements.	It has been in operation since 1999. It currently has 15 full-time employees. Its submission included the company's structure of business though very little details on proposed key personnel (three in total were listed – owner/director, project manager and plumber/gasfitter). A plant and equipment register was supplied, however, 24 of 43 items listed were Gerry-cans with no reference to vehicles or vans. It stated the company scales between 20 - 50 employees and sub-contractors as required to service its contract works. Afterhours contacts for emergency requirements were provided.	It is located in Joondalup.  It proposed to utilise local suppliers (Reece Plumbing, MM Electrical and Bunnings Warehouse Joondalup) for goods and services. Five of its employees live in the City. It indicated the company's director is an active member of Mullaloo Surf Lifesaving Club for 30 years and the company actively sponsors club activities.	45%	\$3,749,532 <i>assuming no change in historical usage</i>	7





# COMMUNITY CONSULTATION OUTCOMES REPORT

Urban Bike Trails project —  
Proposed new facilities

## CONTENTS

OVERVIEW .....	3
STAKEHOLDERS .....	4
CONSULTATION MATERIALS .....	5
RESPONSE RATE .....	9
DEMOGRAPHICS .....	10
OUTCOMES .....	12
APPENDIX .....	25

## OVERVIEW

A total of 2,314 stakeholders were directly engaged by the City of Joondalup to seek feedback on proposed new facilities for Charonia Park (Mullaloo), Gibson Park (Padbury), Lysander Park (Heathridge), and Whitfords West Park (Kallaroo), as part of the Urban Bike Trails project. In addition, feedback was also sought on a proposed new toilet facility at Gibson Park, which is part of general upgrades.

The City collected a total of 599 valid responses during the 21-day advertised consultation period from 7 March 2024 to 28 March 2024. Of the 2,279 residents within 400 metres of one of the 4 identified parks, 218 responded. None of the resident/ratepayer groups, or the community groups/sporting clubs provided feedback, whilst 1 young person who attended the design workshop in 2022 provided feedback. This indicates a 9.5% response rate amongst stakeholders who were directly engaged.

Respondents were asked to select which of the 4 identified parks they wished to provide feedback on. A total of 321 respondents opted to provide feedback on Charonia Park, 378 on Gibson Park, 253 on Lysander Park, and 269 on Whitfords West Park; this includes 189 respondents who opted to provide feedback on all 4 parks.

Overall, the majority of respondents indicated that they either *strongly support* or *support* all of the facilities proposed, including:

- Charonia Park (new mountain bike node) — 78.5%
- Gibson Park (new pump track) — 87.6%
- Gibson Park (new toilet facility) — 83.9%
- Lysander Park (new pump track) — 78.3%
- Whitfords West Park (new pump track, jump track) — 87.0%
- Whitfords West Park (new basketball pad) — 81.8%

Respondents were also asked if they had any comments about the new facilities proposed as part of the Urban Bike Trails project or the proposed new toilet facility for Gibson Park. A total of 468 respondents provided comments. The most common theme related to general support for the proposal.

## STAKEHOLDERS

A total of 2,314 stakeholders were directly engaged by the City of Joondalup. Stakeholders identified included:

- Local residents/ratepayers within 400 metres of each of the following parks:
  - Charonia Park (Mullaloo) (725)
  - Gibson Park (Padbury) (471)
  - Lysander Park (Heathridge) (451)
  - Whitfords West Park (Kallaroo) (632)
- Community groups/sporting clubs (4)
  - Northern Beaches Cycling Club
  - Padbury Community Garden Inc
  - Perth Mountain Bike Club
  - RSPCA WA
- Local schools/educational institutions (1)
  - Mullaloo Heights Primary School
- Young people who participated in the August 2022 Youth Design workshop (13)
- Resident/ratepayer groups (17)
  - Beldon Residents Association Inc
  - Burns Beach Residents Association Inc
  - Connolly Residents Association
  - Currambine Residents' Association
  - Edgewater Community Residents' Association
  - Harbour Rise Home Owners Association Inc
  - Heathridge Residents' Association
  - Iluka Homeowners Association
  - Kallaroo Residents' Association
  - Kingsley & Greenwood Residents Association
  - Marmion, Sorrento, Duncraig Progress and Ratepayers Association
  - Mullaloo Beach Community Group Inc
  - North Shore Country Club and Residents Association
  - Padbury Residents' Association Inc
  - Warwick Residents' Group
  - Whitford Community, Ratepayers & Recreation Association Inc
  - Woodvale Waters Landowners Association

Letters were also sent to the Member for Hillarys and the Member for Joondalup to advise of the consultation should their constituents have any questions on the proposal or how to provide feedback.

Additional stakeholders, including interested residents and ratepayers, were also indirectly engaged by the City via the consultation materials described below.



## CONSULTATION MATERIALS


Residents and landowners of properties within 400 metres of Charonia Park (Mullaloo), Gibson Park (Padbury), Lysander Park (Heathridge), and Whitfords West Park (Kallaroo), were sent information packs through the post on 7 March 2024. Information packs contained a cover letter, a map of the proposed location and example facilities, and a Frequently Asked Questions document. These stakeholders were directed to complete an Online Comment Form located on the City's website.

Community groups/sporting clubs, local schools/educational institutions and resident/ratepayer groups were sent emails on 7 March 2024 advising them of the consultation and directing them to provide feedback via the Online Comment Form. These stakeholders were also encouraged to promote the consultation and the Online Comment Form to their members and networks.


Young people who participated in the August 2022 Youth Design workshop were sent emails on 7 March 2024 advising them of the consultation and directing them to provide feedback via the Online Comment Form.

Letters were also sent to the Member for Hillarys and the Member for Joondalup on 26 February 2024 to advise of the consultation should their constituents have any questions on the proposal or how to provide feedback.




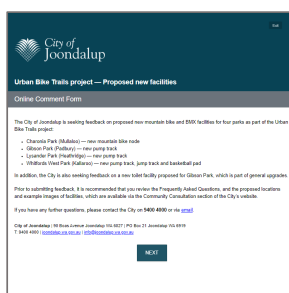
**Cover letter to residents and landowners of properties within 400 metres of the 4 identified parks (see Appendix 1–4 for full):**



**Emails to community groups/sporting clubs, local schools/educational institutions, resident/ratepayer groups, and young people who participated in the August 2022 Youth Design workshop (see Appendix 5–7 for full):**



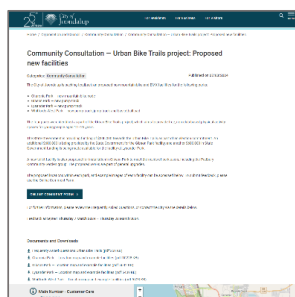


**Letters to the Member for Hillarys, and letter to the Member for Joondalup (see Appendix 8–9 for full)****Maps of the proposed locations and example facilities for each of the 4 parks (see Appendix 10–13 for full)****Frequently Asked Questions (see Appendix 14 for full):****Online Comment Form (see Appendix 15 for full):**

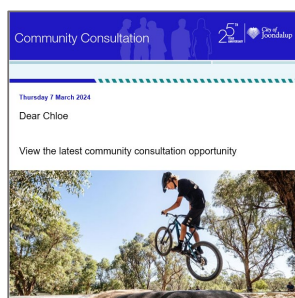
In addition to directly contacting identified stakeholders via post and email, the City advertised the consultation to other community members via the following means:

- Webpage linked through the Community Consultation section of the City's website visible from 7 March 2024 to 28 March 2024.
- Item published in the Community Consultation eNewsletter emailed to subscribers on 7 March 2024.
- Item published in the Joondalup Voice insert of the *PerthNow Joondalup* community newspaper on 7 March 2024 and emailed to subscribers of the Joondalup Voice eNewsletter on 7 March 2024.
- Signage erected on-site at Charonia Park (Mullaloo), Gibson Park (Padbury), Lysander Park (Heathridge), and Whitfords West Park (Kallaroo) from 7 March 2024 to 28 March 2024.
- E-screen displays visible on the electronic display boards at the City Administration building, City of Joondalup libraries, and Craigie Leisure Centre from 7 March 2024 to 28 March 2024.
- Facebook post published through the City's Facebook account on 7 March 2024.
- Facebook post published through the City's Youth Services Facebook account on 7 March 2024, and a reminder post published on 15 March 2024.

**Community Consultation webpage of the City's website (see Appendix 16 for full):**



**Community Consultation eNewsletter, Joondalup Voice item in *PerthNow Joondalup* community newspaper, and Joondalup Voice eNewsletter (see Appendix 17–19 for full):**



**Signage erected on-site at Charonia Park (Mullaloo), Gibson Park (Padbury), Lysander Park (Heathridge), and Whitfords West Park (Kallaroo) (see Appendix 20 for full):**



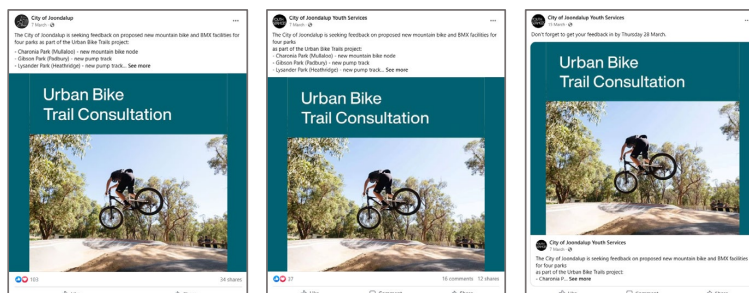
**Photographs of signage in situ at Charonia Park (Mullaloo), Gibson Park (Padbury), Lysander Park (Heathridge), and Whitfords West Park (Kallaroo):**



**E-screen display (see Appendix 21 for full):**



**Social media posts (see Appendix 22-24 for full):**





## RESPONSE RATE

The City collected a total of 599 valid responses throughout the 21-day advertised consultation period. Responses that were considered valid include all those which contained contact details enabling identification and were submitted within the advertised timeframe. Of the 2,279 residents within 400 metres of one of the four parks, 218 responded. The highest response rate was from residents around Gibson Park (13.0%). None of the resident/ratepayer groups, or the community groups/sporting clubs provided, whilst 1 young person who attended the design workshop in 2022 provided feedback. This indicates a 9.5% response rate for those stakeholders who were directly engaged. This data is shown in the table below.

	Feedback sought	Feedback received	Response rate
<b>Responses received by stakeholder type:</b>	<b>N</b>	<b>N</b>	<b>%</b>
<b>Local residents/ratepayers within 400 metres of parks</b>	<b>2,279</b>	<b>218</b>	<b>9.6%</b>
Charonia Park (Mullaloo)	725	78	10.8%
Gibson Park (Padbury)	471	61	13.0%
Lysander Park (Heathridge)	451	46	10.2%
Whitfords West Park (Kallaroo)	632	33	5.2%
<b>Community groups/sporting clubs</b>	<b>4</b>	<b>0</b>	<b>0.0%</b>
Northern Beaches Cycling Club	1	0	0.0%
Padbury Community Garden Inc	1	0	0.0%
Perth Mountain Bike Club	1	0	0.0%
RSPCA WA	1	0	0.0%
<b>Community groups/sporting clubs</b>	<b>1</b>	<b>0</b>	<b>0.0%</b>
Mullaloo Heights Primary School	1	0	0.0%
<b>Young people who participated in the August 2022 Youth Design workshop</b>	<b>13</b>	<b>1</b>	<b>7.7%</b>
<b>Resident/ratepayer groups</b>	<b>17</b>	<b>0</b>	<b>0.0%</b>
Beldon Residents Association Inc	1	0	0.0%
Burns Beach Residents Association Inc	1	0	0.0%
Connolly Residents Association	1	0	0.0%
Currambine Residents' Association	1	0	0.0%
Edgewater Community Residents' Association	1	0	0.0%
Harbour Rise Home Owners Association Inc	1	0	0.0%
Heathridge Residents' Association	1	0	0.0%
Iluka Homeowners Association	1	0	0.0%
Kallaroo Residents' Association	1	0	0.0%
Kingsley & Greenwood Residents Association	1	0	0.0%
Marmion, Sorrento, Duncraig Progress and Ratepayers Association	1	0	0.0%
Mullaloo Beach Community Group Inc	1	0	0.0%
North Shore Country Club and Residents Association	1	0	0.0%
Padbury Residents' Association Inc	1	0	0.0%
Warwick Residents' Group	1	0	0.0%
Whitford Community, Ratepayers & Recreation Association Inc	1	0	0.0%
Woodvale Waters Landowners Association	1	0	0.0%
<b>Individual community members (engaged indirectly)</b>	<b>—</b>	<b>380</b>	<b>—</b>
<b>Total response rate (engaged directly)</b>	<b>2,314</b>	<b>219</b>	<b>9.5%</b>
<b>Total responses</b>	<b>—</b>	<b>599</b>	<b>—</b>

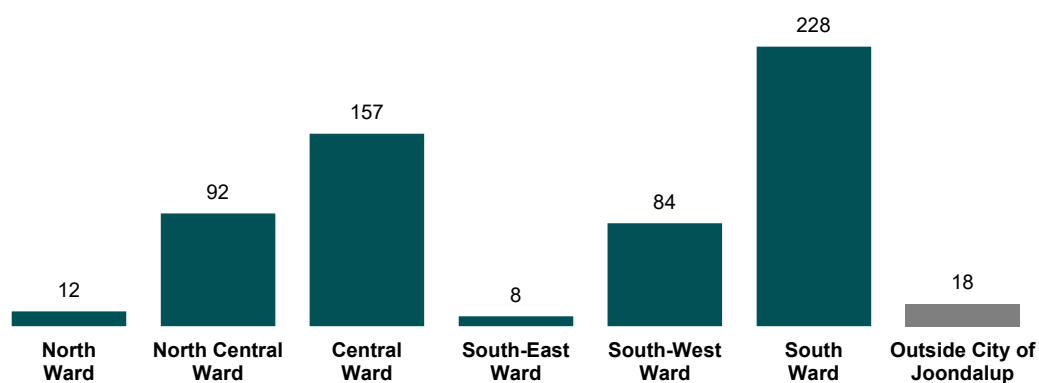
## DEMOGRAPHICS

### Respondent address

Respondents were asked to provide their contact address and 38.0% of respondents were from the South Ward, primarily Padbury (211). There were also a large number of respondents from Mullaloo (135). This data is shown in the table and chart below.

Responses received by ward and suburb:	N	%
<b>City of Joondalup</b>	<b>581</b>	<b>97.0%</b>
<b>North Ward</b>	<b>12</b>	<b>2.0%</b>
Burns Beach	4	0.7%
Currambine	2	0.3%
Joondalup	4	0.7%
Kinross	2	0.3%
<b>North Central Ward</b>	<b>92</b>	<b>15.4%</b>
Connolly	12	2.0%
Edgewater	4	0.7%
Heathridge	64	10.7%
Iluka	2	0.3%
Ocean Reef	10	1.7%
<b>Central Ward</b>	<b>157</b>	<b>26.2%</b>
Beldon	5	0.8%
Craigie	12	2.0%
Mullaloo	135	22.5%
Woodvale	5	0.8%
<b>South-East Ward</b>	<b>8</b>	<b>1.3%</b>
Greenwood	3	0.5%
Kingsley	5	0.8%
Warwick	0	0.0%
<b>South-West Ward</b>	<b>84</b>	<b>14.0%</b>
Hillarys	16	2.7%
Kallaroo	56	9.3%
Sorrento	12	2.0%
<b>South Ward</b>	<b>228</b>	<b>38.1%</b>
Duncraig	12	2.0%
Marmion	5	0.8%
Padbury	211	35.2%
<b>Outside of the City of Joondalup</b>	<b>18</b>	<b>3.0%</b>
<b>Total responses</b>	<b>599</b>	<b>100.0%</b>

Responses received by ward:

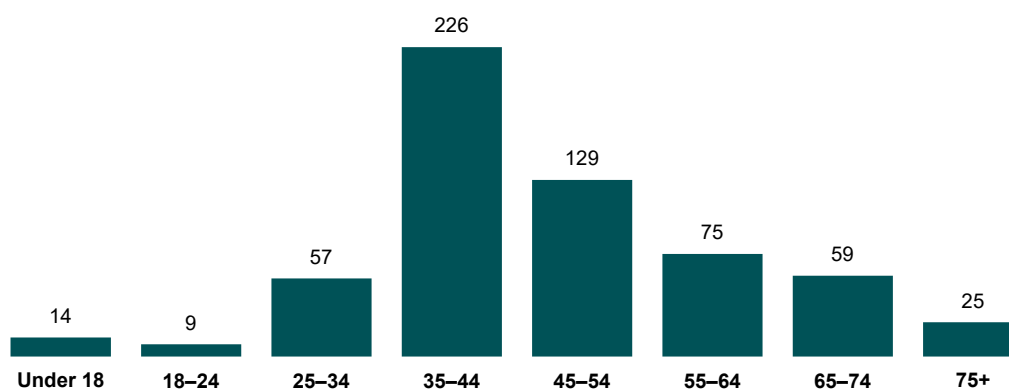


## Respondent age

Respondents were asked to indicate their age. Over one-third were aged 35–44 years (226), and a further one-fifth were aged 45–54 years (129). This data is shown in the table and chart below.

Responses received by age:	N	%
Under 18 years	14	2.3%
18–24 years	9	1.5%
25–34 years	57	9.5%
35–44 years	226	37.7%
45–54 years	129	21.5%
55–64 years	75	12.5%
65–74 years	59	9.8%
75+ years	25	4.2%
No response	5	0.8%
<b>Total responses</b>	<b>599</b>	<b>100.0%</b>

Responses received by age:




## OUTCOMES

QUESTION: “Are you (or is someone in your household) a member of, or affiliated with any of the following clubs/groups?”

Respondents were asked to indicate if they, or is someone in their household, were a member of, or affiliated with a list of clubs/groups. The majority were not associated with any of the identified clubs/groups (515). This data is shown in the table and chart below.

Are you (or is someone in your household) a member of, or affiliated with any of the following clubs/groups?	N*	%
RSPCA WA dog training	2	0.3%
Padbury Community Garden Inc	19	3.2%
Perth Mountain Bike Club	14	2.3%
Northern Beaches Cycling Club	4	0.7%
Mullaloo Heights Primary School	29	4.8%
I am not associated with any of the above clubs/groups	515	86.0%
No response	21	3.5%
Total responses	599	—

Are you (or is someone in your household) a member of, or affiliated with any of the following clubs/groups?



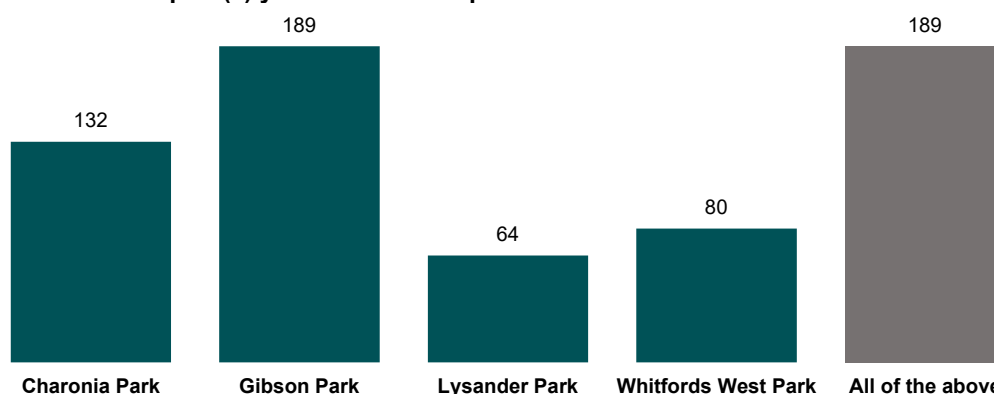
\* Numbers may not add up to total, as respondents can select more than one response.

**QUESTION: “Please select the park(s) you would like to provide feedback on”**

Respondents were asked to select the park(s) that they wanted to provide feedback on. The most popular park for feedback was Gibson Park, just under one-third of respondents selecting this park (189). 189 respondents opted to provide feedback on all 4 parks. This data is shown in the table and chart below.

<b>Please select the park(s) you would like to provide feedback on:</b>	<b>N<sup>†</sup></b>	<b>%</b>
<b>Charonia Park (Mullaloo) — new mountain bike node</b>	132	22.0%
<b>Gibson Park (Padbury) — new pump track and toilet facility</b>	189	31.6%
<b>Lysander Park (Heathridge) — new pump track</b>	64	10.7%
<b>Whitfords West Park (Kallaroo) — new pump track, jump track and basketball pad</b>	80	13.4%
<b>All of the above</b>	189	31.6%
<b>Total responses</b>	<b>599</b>	<b>—</b>

**Please select the park(s) you would like to provide feedback on:**



<sup>†</sup> Numbers may not add up to total, as respondents can select more than one response.



## QUESTION: "How do you currently use Charonia Park?"

A total 321 respondents opted to provide feedback on the proposed facilities for Charonia Park. These respondents were asked to select how they currently use Charonia Park. A total of 165 indicated that they use Charonia Park for informal sport and recreation, and 144 indicated that do not use the park but are interested in the proposal. This data is shown in the table and chart below.

How do you currently use Charonia Park?	N <sup>‡</sup>	%
I do not currently use Charonia Park, but I am interested in this proposal	144	44.9%
Informal sport or recreation (eg dog walking, picnicking, children playing)	165	51.4%
Organised sport or recreation (eg hire the playing field or clubroom as part of a club/group)	11	3.4%
Other (please describe)	10	3.1%
<b>Total responses (Charonia Park)</b>	<b>321</b>	<b>—</b>

### How do you currently use Charonia Park?



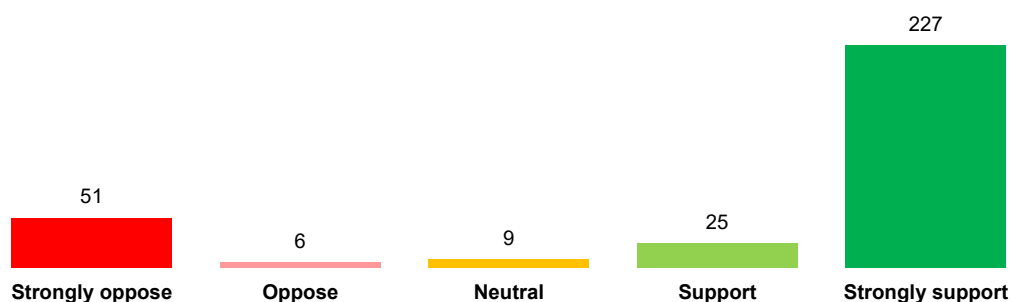
<sup>‡</sup> Numbers may not add up to total, as respondents can select more than one response.

**QUESTION: “Please indicate your overall level of support for a new mountain bike node at Charonia Park”**

A total of 321 respondents opted to provide feedback on the proposed facilities at Charonia Park. These respondents were asked to indicate their overall level of support for a new mountain bike node at Charonia Park on a 5-point scale from *strongly oppose* to *strongly support*. Over three-quarters indicated they either *strongly support* (227) or *support* (25) the proposal. This data is shown in the table and chart below.

<b>Please indicate your overall level of support for a new mountain bike node at Charonia Park:</b>	<b>N</b>	<b>%</b>
<b>Strongly oppose</b>	51	15.9%
<b>Oppose</b>	6	1.9%
<b>Neutral</b>	9	2.8%
<b>Support</b>	25	7.8%
<b>Strongly support</b>	227	70.7%
<b>No response</b>	3	0.9%
<b>Total responses (Charonia Park)</b>	<b>321</b>	<b>100.0%</b>

**Please indicate your overall level of support for a new mountain bike node at Charonia Park:**

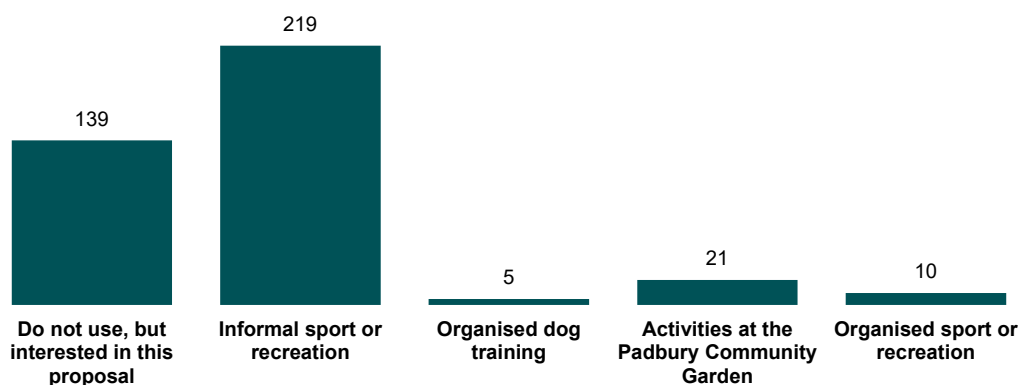


## QUESTION: "How do you currently use Gibson Park?"

A total of 378 respondents opted to provide feedback on the proposed facilities at Gibson Park. These respondents were asked to select how they currently use Gibson Park. A total of 219 indicated that they use Gibson Park for informal sport and recreation, and 135 indicated that they do not use the park but are interested in the proposal. This data is shown in the table and chart below.

How do you currently use Gibson Park?	N <sup>§</sup>	%
I do not currently use Gibson Park, but I am interested in this proposal	139	36.8%
Informal sport or recreation (eg dog walking, picnicking, children playing)	219	57.9%
Organised dog training	5	1.3%
Activities at the Padbury Community Garden	21	5.6%
Organised sport or recreation (eg hire the playing field or clubroom as part of a club/group)	10	2.6%
Other (please describe)	3	0.8%
<b>Total responses (Gibson Park)</b>	<b>378</b>	<b>—</b>

### How do you currently use Gibson Park?



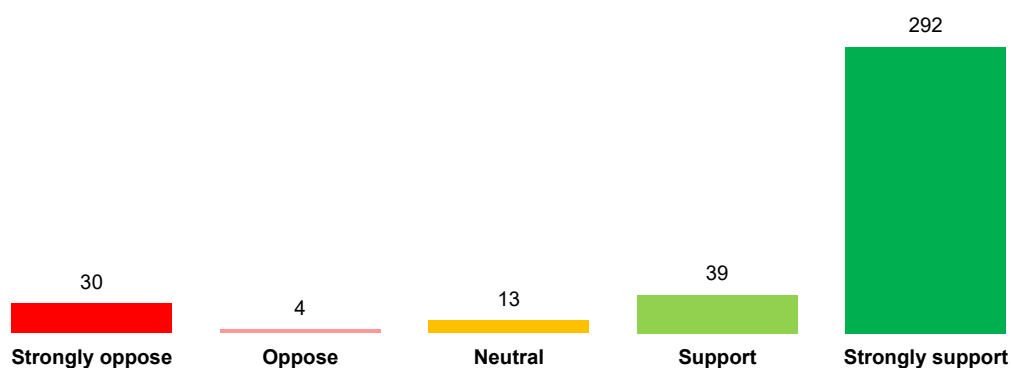
<sup>§</sup> Numbers may not add up to total, as respondents can select more than one response.

**QUESTION: “Please indicate your overall level of support for a new pump track at Gibson Park”**

A total of 378 respondents opted to provide feedback on the proposed facilities at Gibson Park. These respondents were asked to indicate their overall level of support for a new pump track at Gibson Park on a 5-point scale from *strongly oppose* to *strongly support*. Almost 90% indicated they *strongly support* (292) or *support* (39) the proposal. This data is shown in the table and chart below.

<b>Please indicate your overall level of support for a new pump track at Gibson Park:</b>	<b>N</b>	<b>%</b>
<b>Strongly oppose</b>	30	7.9%
<b>Oppose</b>	4	1.1%
<b>Neutral</b>	13	3.4%
<b>Support</b>	39	10.3%
<b>Strongly support</b>	292	77.2%
<b>Total responses (Gibson Park)</b>	<b>378</b>	<b>100.0%</b>

**Please indicate your overall level of support for a new pump track at Gibson Park:**

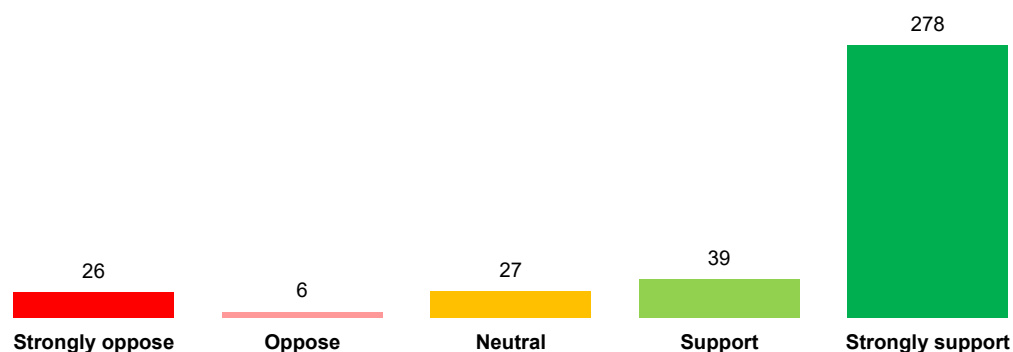


**QUESTION: “Please indicate your overall level of support for a new toilet facility at Gibson Park”**

A total of 378 respondents opted to provide feedback on the proposed facilities at Gibson Park. These respondents were asked to indicate their overall level of support for a new toilet facility at Gibson Park on a 5-point scale from *strongly oppose* to *strongly support*. Over 80% indicated they *strongly support* (278) or *support* (39) the proposal. This data is shown in the table and chart below.

<b>Please indicate your overall level of support for a new toilet facility at Gibson Park:</b>	<b>N</b>	<b>%</b>
<b>Strongly oppose</b>	26	6.9%
<b>Oppose</b>	6	1.6%
<b>Neutral</b>	27	7.1%
<b>Support</b>	39	10.3%
<b>Strongly support</b>	278	73.5%
<b>No response</b>	2	0.5%
<b>Total responses (Gibson Park)</b>	<b>378</b>	<b>100.0%</b>

**Please indicate your overall level of support for a new toilet facility at Gibson Park:**

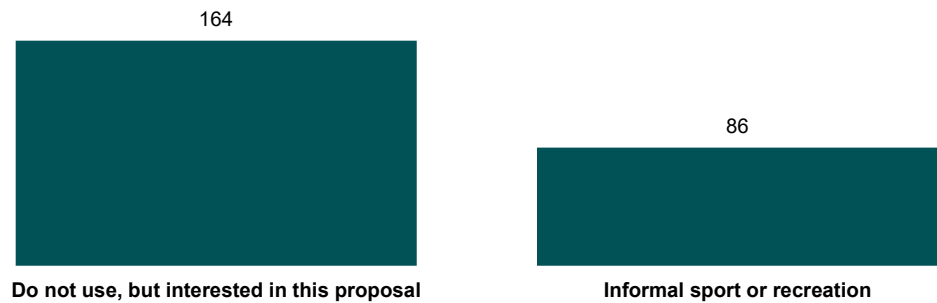


QUESTION: “How do you currently use Lysander Park?”

A total of 253 respondents opted to provide feedback on the proposed facilities at Lysander Park. These respondents were asked to select how they currently use Lysander Park. A total 164 indicated that they do not use the park but are interested in the proposal, and one-third of respondents indicated that they use the park for informal sport or recreation (86). This data is shown in the table and chart below.

How do you currently use Lysander Park?	N**	%
I do not currently use Lysander Park, but I am interested in this proposal	164	64.8%
Informal sport or recreation (eg dog walking, picnicking, children playing)	86	34.0%
Other (please describe)	3	1.2%
Total responses (Lysander Park)	253	—

How do you currently use Lysander Park?



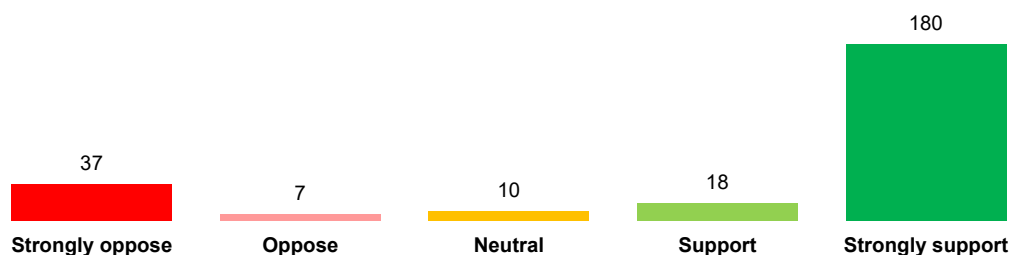
\*\* Numbers may not add up to total, as respondents can select more than one response.

**QUESTION: “Please indicate your overall level of support for a new pump track at Lysander Park”**

A total of 253 respondents opted to provide feedback on the proposed facilities at Lysander Park. These respondents were asked to indicate their overall level of support for a new pump track at Lysander Park on a 5-point scale from *strongly oppose* to *strongly support*. Over three-quarters indicated they either *strongly support* (180), or *support* (18) the proposal. This data is shown in the table and chart below.

Please indicate your overall level of support for a new pump track at Lysander Park	N	%
Strongly oppose	37	14.6%
Oppose	7	2.8%
Neutral	10	4.0%
Support	18	7.1%
Strongly support	180	71.1%
No response	1	0.4%
<b>Total responses (Lysander Park)</b>	<b>253</b>	<b>100.0%</b>

**Please indicate your overall level of support for a new pump track at Lysander Park:**

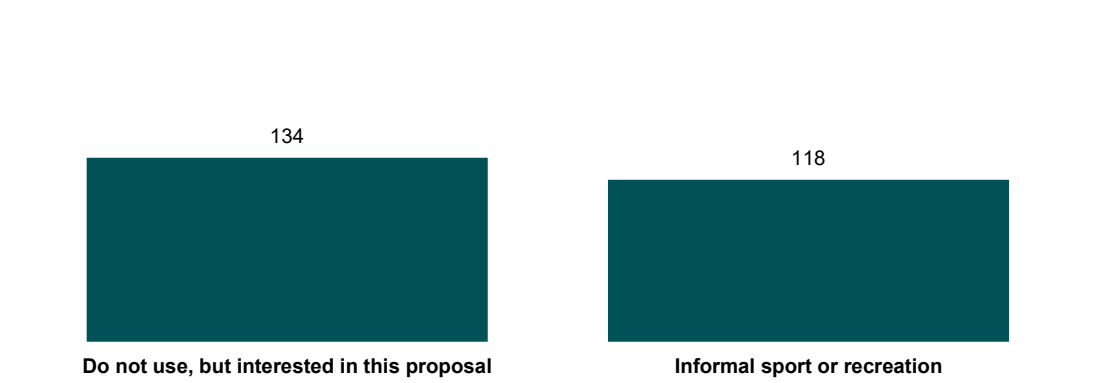


QUESTION: “How do you currently use Whitfords West Park?”

A total of 269 respondents opted to provide feedback on the proposed facilities at Whitfords West Park. These respondents were asked to select how they currently use Whitfords West Park. Approximately half of respondents indicated that they do not use the park but are interested in the proposal (134), and 118 respondents indicated that they use Whitfords West Park for informal sport or recreation. This data is shown in the table and chart below.

How do you currently use Whitfords West Park?	N <sup>††</sup>	%
I do not currently use Whitfords West Park, but I am interested in this proposal	134	49.8%
Informal sport or recreation (eg dog walking, picnicking, children playing)	118	43.9%
Other (please describe)	10	3.7%
Total responses (Whitfords West Park)	269	—

How do you currently use Whitfords West Park?



†† Numbers may not add up to total, as respondents can select more than one response.

11126121 | 129

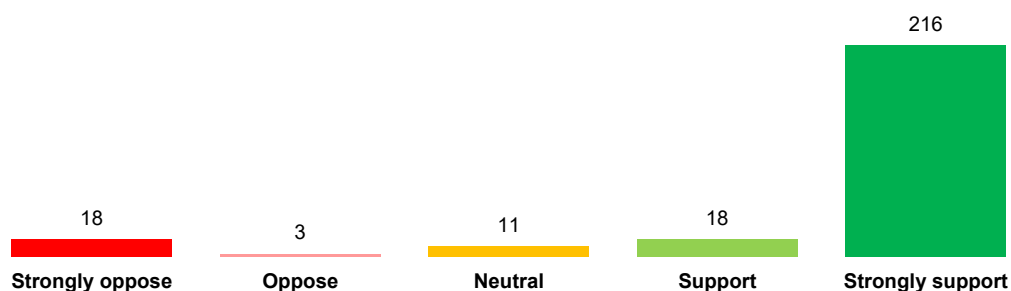


**QUESTION: “Please indicate your overall level of support for a new pump and jump track at Whitfords West Park”**

A total of 269 respondents opted to provide feedback on the proposed facilities at Whitfords West Park. These respondents were asked to indicate the overall level of support for a new pump track at Whitfords West Park on a 5-point scale from *strongly oppose* to *strongly support*. Almost 90% of respondents indicated that they either *strong support* (216) or *support* (18) the proposal. This data is shown in the table and chart below.

Please indicate your overall level of support for a new pump and jump track at Whitfords West Park	N	%
Strongly oppose	18	6.7%
Oppose	3	1.1%
Neutral	11	4.1%
Support	18	6.7%
Strongly support	216	80.3%
No response	3	1.1%
<b>Total responses (Whitfords West Park)</b>	<b>269</b>	<b>100.0%</b>

**Please indicate your overall level of support for a new pump and jump track at Whitfords West:**

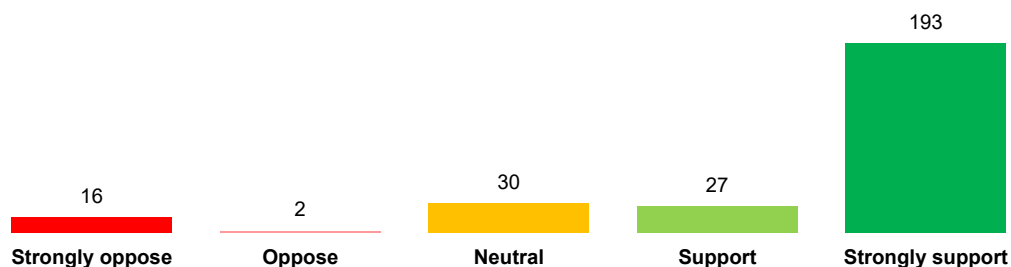


**QUESTION: “Please indicate your overall level of support for a new basketball pad at Whitfords West Park”**

A total of 269 respondents opted to provide feedback on the proposed facilities at Whitfords West Park. These respondents were asked to indicate their overall level of support for a new basketball pad at Whitfords West Park on a 5-point scale from *strongly oppose* to *strongly support*. Over 80% of respondents indicated that they either *strong support* (193) or *support* (27) the proposal. This data is shown in the table and chart below.

Please indicate your overall level of support for a new basketball pad at Whitfords West Park	N	%
Strongly oppose	16	5.9%
Oppose	2	0.7%
Neutral	30	11.2%
Support	27	10.0%
Strongly support	193	71.7%
No response	1	0.4%
<b>Total responses (Whitfords West Park)</b>	<b>269</b>	<b>100.0%</b>

**Please indicate your overall level of support for a new basketball pad at Whitfords West Park:**



**QUESTION: “Do you have any comments about the new facilities proposed as part of the Urban Bike Trails project or the proposed new toilet facility for Gibson Park?”**

Respondents were asked if they had any comments about the new facilities proposed as part of the Urban Bike Trails project or the proposed new toilet facility for Gibson Park. A total of 468 respondents provided comments. These have been broadly summarised in the table below. Verbatim comments have been randomised and are provided at Appendix 25 (presented by park where possible).

In total, 251 respondents indicated their general support for the proposal, whilst 27 indicated their general opposition. Common positive feedback included:

- Proposed facilities have health benefits/are positive for the community (45)
- Good to have local facilities/currently have to travel to use BMX/mountain bike facilities (25)

Areas of concern or negative feedback included:

- Concerns about noise, litter and anti-social behaviour (86)
- Proposed facilities will have a negative impact on dog walkers (42)
- Proposed facilities will negatively impact wildlife/the natural environment (44)
- Proposed facilities will increase the risk of collisions/accidents/general safety concerns (35)

<b>Do you have any comments about the new facilities proposed as part of the Urban Bike Trails project or the proposed new toilet facility for Gibson Park?</b>	<b>N<sup>††</sup></b>	<b>%</b>
<b>General support for the proposal</b>	251	41.9%
<b>General opposition to the proposal</b>	27	4.5%
<b>Concerns about noise, litter and anti-social behaviour</b>	86	14.4%
<b>Proposed facilities will have a negative impact dog walkers</b>	42	7.0%
<b>Suggest alternative infrastructure/facilities (eg shade, table, drinking fountains)</b>	35	5.8%
<b>Good to have local facilities/currently have to travel to use BMX/ mountain bike facilities</b>	25	4.2%
<b>Proposed facilities will negatively impact on the wildlife/the natural environment</b>	44	7.3%
<b>Proposed facilities will increase the risk of collisions/accidents/ general safety concerns</b>	35	5.8%
<b>Prefer the City spends the money on different upgrades/facilities</b>	11	1.8%
<b>Park is too small/select different park in this suburb</b>	23	3.8%
<b>Concerns about installing a toilet/opposed to a toilet</b>	17	2.8%
<b>Request different bike facility (eg jump track)</b>	22	3.7%
<b>Proposed facilities have health benefits/are positive for the community</b>	45	7.5%
<b>Request for facilities in another suburb/disappointed nothing planned in our suburb</b>	7	1.2%
<b>There is no parking/will cause parking issues (eg on verges)</b>	18	3.0%
<b>Suggest use a similar design to specific location mentioned in the comment (outside of the City of Joondalup)</b>	5	0.8%
<b>Proposed facilities will decrease property values</b>	5	0.8%
<b>Suggest a different location in the proposed park</b>	4	0.7%
<b>Other/miscellaneous comment</b>	22	3.7%
<b>Total comments</b>	<b>468</b>	<b>78.1%</b>
<b>Total responses</b>	<b>599</b>	<b>—</b>

†† Numbers may not add up to total, as respondents can select more than one response.

## APPENDIX 1 — Cover letter to residents and landowners within 400 metres of Charonia Park (Mullaloo)



---

Date: 7 March 2024  
Enquiries: City of Joondalup  
9400 4000

Your Ref:  
Our Ref: 111261

A Global City: Bold | Creative | Prosperous

---

Dear

**COMMUNITY CONSULTATION: URBAN BIKE TRAILS PROJECT — PROPOSED NEW FACILITIES**

The City of Joondalup is seeking feedback on proposed new mountain bike and BMX facilities for the following parks:

- Charonia Park (Mullaloo) — new mountain bike node
- Gibson Park (Padbury) — new pump track
- Lysander Park (Heathridge) — new pump track
- Whitfords West Park (Kallaroo) — new pump track, jump track and basketball pad

The four parks were identified as part of the Urban Bike Trails project, which aims to provide free, non-club based physical activity spaces for young people aged 11–25 years. A new toilet facility is also proposed for installation in Gibson Park, to meet the needs of park users; these works are part of general upgrades.


The State Government is providing funding of \$300,000 towards the Urban Bike Trails Project as part of an election commitment. An additional \$600,000 is being provided by the State Government for the Gibson Park facility, and another \$600,000 in State Government funding is being made available for the facility at Lysander Park.


A map of the proposed location and example images of facilities for the park nearest to you (Charonia Park) is enclosed, together with some Frequently Asked Questions. Feedback on the proposal can be provided through the Online Comment Form available by scanning the QR code or visiting the Community Consultation section of the City's website at [joondalup.wa.gov.au/consultation](https://joondalup.wa.gov.au/consultation)

For further information, please contact the City on **9400 4000** or via email to [info@joondalup.wa.gov.au](mailto:info@joondalup.wa.gov.au)

Feedback must be received by **Thursday 28 March 2024**.

Yours sincerely





**MICHAEL HAMLING**  
Manager Parks and Natural Environment

---

City of Joondalup | Boas Avenue Joondalup WA 6027 | PO Box 21 Joondalup WA 6919 | T: 9400 4000  
National Relay Service | TTY/voice calls: 13 36 77 | Speak and Listen: 1300 555 727 | Translating and Interpreting Service: 13 14 50  
[joondalup.wa.gov.au](https://joondalup.wa.gov.au)

## APPENDIX 2 — Cover letter to residents and landowners within 400 metres of Gibson Park (Padbury)

  
A Global City: Bold | Creative | Prosperous

Date: 7 March 2024  
Enquiries: City of Joondalup  
9400 4000

Your Ref:  
Our Ref: 111261

Dear

**COMMUNITY CONSULTATION: URBAN BIKE TRAILS PROJECT — PROPOSED NEW FACILITIES**

The City of Joondalup is seeking feedback on proposed new mountain bike and BMX facilities for the following parks:

- Charonia Park (Mullaloo) — new mountain bike node
- Gibson Park (Padbury) — new pump track
- Lysander Park (Heathridge) — new pump track
- Whitfords West Park (Kallaroo) — new pump track, jump track and basketball pad

The four parks were identified as part of the Urban Bike Trails project, which aims to provide free, non-club based physical activity spaces for young people aged 11–25 years. A new toilet facility is also proposed for installation in Gibson Park, to meet the needs of park users; these works are part of general upgrades.

The State Government is providing funding of \$300,000 towards the Urban Bike Trails Project as part of an election commitment. An additional \$600,000 is being provided by the State Government for the Gibson Park facility, and another \$600,000 in State Government funding is being made available for the facility at Lysander Park.

A map of the proposed location and example images of facilities for the park nearest to you (Gibson Park) is enclosed, together with some Frequently Asked Questions. Feedback on the proposal can be provided through the Online Comment Form available by scanning the QR code or visiting the Community Consultation section of the City's website at [joondalup.wa.gov.au/consultation](https://joondalup.wa.gov.au/consultation)

For further information, please contact the City on **9400 4000** or via email to [info@joondalup.wa.gov.au](mailto:info@joondalup.wa.gov.au)

Feedback must be received by **Thursday 28 March 2024**.


Yours sincerely

  
**MICHAEL HAMLING**  
Manager Parks and Natural Environment



City of Joondalup | Boas Avenue Joondalup WA 6027 | PO Box 21 Joondalup WA 6919 | T: 9400 4000  
National Relay Service | TTY/voice calls: 13 36 77 | Speak and Listen: 1300 555 727 | Translating and Interpreting Service: 13 14 50  
[joondalup.wa.gov.au](https://joondalup.wa.gov.au)

## APPENDIX 3 — Cover letter to residents and landowners within 400 metres of Lysander Park (Heathridge)



---

<p>Date: 7 March 2024 Enquiries: City of Joondalup 9400 4000</p>	<p>Your Ref: Our Ref: 111261</p>	<p>A Global City: Bold   Creative   Prosperous</p>
--	--------------------------------------	--

Dear

**COMMUNITY CONSULTATION: URBAN BIKE TRAILS PROJECT — PROPOSED NEW FACILITIES**

The City of Joondalup is seeking feedback on proposed new mountain bike and BMX facilities for the following parks:

- Charonia Park (Mullaloo) — new mountain bike node
- Gibson Park (Padbury) — new pump track
- Lysander Park (Heathridge) — new pump track
- Whitfords West Park (Kallaroo) — new pump track, jump track and basketball pad

The four parks were identified as part of the Urban Bike Trails project, which aims to provide free, non-club based physical activity spaces for young people aged 11–25 years. A new toilet facility is also proposed for installation in Gibson Park, to meet the needs of park users; these works are part of general upgrades.



The State Government is providing funding of \$300,000 towards the Urban Bike Trails Project as part of an election commitment. An additional \$600,000 is being provided by the State Government for the Gibson Park facility, and another \$600,000 in State Government funding is being made available for the facility at Lysander Park.

A map of the proposed location and example images of facilities for the park nearest to you (Lysander Park) is enclosed, together with some Frequently Asked Questions. Feedback on the proposal can be provided through the Online Comment Form available by scanning the QR code or visiting the Community Consultation section of the City's website at [joondalup.wa.gov.au/consultation](https://joondalup.wa.gov.au/consultation)

For further information, please contact the City on 9400 4000 or via email to [info@joondalup.wa.gov.au](mailto:info@joondalup.wa.gov.au)

Feedback must be received by **Thursday 28 March 2024**.

Yours sincerely



**MICHAEL HAMLING**  
Manager Parks and Natural Environment

---

City of Joondalup | Boas Avenue Joondalup WA 6027 | PO Box 21 Joondalup WA 6919 | T: 9400 4000  
National Relay Service | TTY/voice calls: 13 36 77 | Speak and Listen: 1300 555 727 | Translating and Interpreting Service: 13 14 50  
[joondalup.wa.gov.au](https://joondalup.wa.gov.au)

## APPENDIX 4 — Cover letter to residents and landowners within 400 metres of Whitfords West Park (Kallaroo)



A Global City: Bold | Creative | Prosperous

Date: 7 March 2024  
Enquiries: City of Joondalup  
9400 4000

Your Ref:  
Our Ref: 111261

Dear

**COMMUNITY CONSULTATION: URBAN BIKE TRAILS PROJECT — PROPOSED NEW FACILITIES**

The City of Joondalup is seeking feedback on proposed new mountain bike and BMX facilities for the following parks:

- Charonia Park (Mullaloo) — new mountain bike node
- Gibson Park (Padbury) — new pump track
- Lysander Park (Heathridge) — new pump track
- Whitfords West Park (Kallaroo) — new pump track, jump track and basketball pad

The four parks were identified as part of the Urban Bike Trails project, which aims to provide free, non-club based physical activity spaces for young people aged 11–25 years. A new toilet facility is also proposed for installation in Gibson Park, to meet the needs of park users; these works are part of general upgrades.

The State Government is providing funding of \$300,000 towards the Urban Bike Trails Project as part of an election commitment. An additional \$600,000 is being provided by the State Government for the Gibson Park facility, and another \$600,000 in State Government funding is being made available for the facility at Lysander Park.

A map of the proposed location and example images of facilities for the park nearest to you (Whitfords West Park) is enclosed, together with some Frequently Asked Questions. Feedback on the proposal can be provided through the Online Comment Form available by scanning the QR code or visiting the Community Consultation section of the City's website at [joondalup.wa.gov.au/consultation](https://joondalup.wa.gov.au/consultation)

For further information, please contact the City on **9400 4000** or via email to [info@joondalup.wa.gov.au](mailto:info@joondalup.wa.gov.au)

Feedback must be received by **Thursday 28 March 2024**.

Yours sincerely



**MICHAEL HAMLING**  
Manager Parks and Natural Environment

City of Joondalup | Boas Avenue Joondalup WA 6027 | PO Box 21 Joondalup WA 6919 | T: 9400 4000  
National Relay Service | TTY/voice calls: 13 36 77 | Speak and Listen: 1300 555 727 | Translating and Interpreting Service: 13 14 50  
[joondalup.wa.gov.au](https://joondalup.wa.gov.au)

## APPENDIX 5 — Email to community groups/sporting clubs, local schools/educational institutions

---

**From:**  
**Sent:** Thursday, 7 March 2024 8:41 AM  
**Subject:** Community Consultation: Urban Bike Trails project — Proposed new facilities

The City of Joondalup is seeking feedback on proposed new mountain bike and BMX facilities for the following parks:

- Charonia Park — new mountain bike node
- Gibson Park — new pump track
- Lysander Park — new pump track
- Whitfords West Park — new pump track, jump track and basketball pad

The four parks were identified as part of the Urban Bike Trails project, which aims to provide free, non-club based physical activity spaces for young people aged 11–25 years.

The State Government is providing funding of \$300,000 towards the Urban Bike Trails as part of an election commitment. An additional \$600,000 is being provided by the State Government for the Gibson Park facility, and another \$600,000 in State Government funding is being made available for the facility at Lysander Park.

A new toilet facility is also proposed for installation in Gibson Park to meet the needs of park users, including the Padbury Community Garden group. The proposed works are part of general upgrades.

A map of the proposed locations and example images of facilities for each of the parks is available via the City's [website](#).

If you would like to provide feedback on behalf your group / school, please complete the [Online Comment Form](#).

Individual community members are also welcome to provide feedback and the City would appreciate you sharing the consultation information with your members and networks.

All feedback must be received by **Thursday 28 March 2024**. For further information, please review the [Frequently Asked Questions](#), or contact the City on **9400 4000** or via [email](#).

Kind regards,

**City of Joondalup**

T: 08 9400 4000  
E: [info@joondalup.wa.gov.au](mailto:info@joondalup.wa.gov.au)  
W: [Joondalup.wa.gov.au](http://Joondalup.wa.gov.au)



## APPENDIX 6 — Email resident/ratepayer groups

---

**From:**  
**Sent:** Thursday, 7 March 2024 8:25 AM  
**Subject:** Community Consultation: Urban Bike Trails project — Proposed new facilities

Dear Resident and ratepayer associations

The City of Joondalup is seeking feedback on proposed new mountain bike and BMX facilities for the following parks:

- Charonia Park — new mountain bike node
- Gibson Park — new pump track
- Lysander Park — new pump track
- Whitfords West Park — new pump track, jump track and basketball pad

The four parks were identified as part of the Urban Bike Trails project, which aims to provide free, non-club based physical activity spaces for young people aged 11–25 years.

The State Government is providing funding of \$300,000 towards the Urban Bike Trails as part of an election commitment. An additional \$600,000 is being provided by the State Government for the Gibson Park facility, and another \$600,000 in State Government funding is being made available for the facility at Lysander Park.

A new toilet facility is also proposed for installation in Gibson Park to meet the needs of park users, including the Padbury Community Garden group. The proposed works are part of general upgrades.

A map of the proposed locations and example images of facilities for each of the parks is available via the City's [website](#).

If you would like to provide feedback on behalf your group, please complete the [Online Comment Form](#).

Individual community members are also welcome to provide feedback and the City would appreciate you sharing the consultation information with your members and networks.

All feedback must be received by **Thursday 28 March 2024**. For further information, please review the [Frequently Asked Questions](#), or contact the City on **9400 4000** or via [email](#).

Kind regards,

**City of Joondalup**

T: 08 9400 4000  
E: [info@joondalup.wa.gov.au](mailto:info@joondalup.wa.gov.au)  
W: [Joondalup.wa.gov.au](http://Joondalup.wa.gov.au)

## APPENDIX 7 — Email to young people who participated in the August 2022 Youth Design workshop

---

**From:**  
**Sent:** Thursday, 7 March 2024 8:52 AM  
**Subject:** Community Consultation: Urban Bike Trails project — Proposed new facilities

Dear City of Joondalup resident

We are contacting you because your child attended the City of Joondalup's Youth Design workshop as part of the Urban Bike Trails project held in August 2022. The feedback collected at this workshop helped to inform a business case for the project, which has now been endorsed by Council to proceed to the development stage.

The Urban Bike Trails project aims to provide free, non-club based physical activity spaces for young people aged 11–25 years. The City of Joondalup is now seeking feedback on proposed new facilities for four initial parks forming part of this project:

- Charonia Park — new mountain bike node
- Gibson Park — new pump track
- Lysander Park — new pump track
- Whitfords West Park — new pump track, jump track and basketball pad

The State Government is providing funding \$300,000 towards the Urban Bike Trails, as part of an election commitment. An additional \$600,000 is provided by State Government for the Gibson Park facility and another \$600,000 State Government funds are available for the facilities at Lysander Park.

A new toilet facility is also proposed for installation in Gibson Park, to meet the needs of park users, including the Padbury Community Garden group. The proposed works are part of general upgrades.

A map of the proposed locations and example images of facilities for each of the parks is available via the City's [website](#).

If you or your child would like to provide feedback, you are encouraged to complete the [Online Comment Form](#). This is a City-wide consultation, and this link can be shared with your networks.


All feedback must be received by **Thursday 28 March 2024**. For further information, please review the [Frequently Asked Questions](#), or contact the City on **9400 4000** or via [email](#).

Kind regards,

**City of Joondalup**

T: 08 9400 4000  
E: [info@joondalup.wa.gov.au](mailto:info@joondalup.wa.gov.au)  
W: [joondalup.wa.gov.au](http://joondalup.wa.gov.au)

## APPENDIX 8 — Letters to the Member for Hillarys



---

Date: 26 February 2024

Enquiries: 9400 4000

Your Ref:

Our Ref: 111261

A Global City: Bold | Creative | Prosperous

Ms Caitlin Collins MLA  
Member for Hillarys  
PO Box 1091  
Hillarys WA 6923

Dear Ms Collins

**COMMUNITY CONSULTATION: URBAN BIKE TRAILS PROJECT — PROPOSED NEW FACILITIES**

The City appreciates the State Government funding allocated to the City's Urban Bike Trails project, including the development of new facilities at Gibson Park and Lysander Park.

As part of the next phase of the project, the City is conducting community consultation to seek feedback on the proposed new facilities, as follows:

- Charonia Park (Mullaloo) — new mountain bike node
- Gibson Park (Padbury) — new pump track
- Lysander Park (Heathridge) — new pump track
- Whitfords West Park (Kallaroo) — new pump track, jump track and basketball pad

A new toilet facility is also proposed for installation in Gibson Park, to meet the needs of park users.


Please find enclosed the community consultation materials, including the Frequently Asked Questions document and maps of the proposed locations with example images of facilities for each of the parks.

The community consultation will run from Thursday 7 March 2024 – Thursday 28 March 2024 and the community is invited to provide feedback via an Online Comment Form.

For further information, about the project please contact the Manager Parks and Natural Environment, Michael Hamling, on **9400 4000** or via email to [michael.hamling@joondalup.wa.gov.au](mailto:michael.hamling@joondalup.wa.gov.au).

If you wish to issue a media statement, please contact the Mayor's office for comment. I thank you for the State Government's support.

Yours sincerely




**NICO CLAASSEN**  
Director Infrastructure Services

---

City of Joondalup | Boas Avenue Joondalup WA 6027 | PO Box 21 Joondalup WA 6919 | T: 9400 4000 | F: 9300 1383  
National Relay Service | TTY/voice calls: 13 36 77 | Speak and Listen: 1300 555 727 | Translating and Interpreting Service: 13 14 50  
[joondalup.wa.gov.au](http://joondalup.wa.gov.au)

## APPENDIX 9 — Letters to the Member for Joondalup

2 -



---

Date: 26 February 2024  
Enquiries: 9400 4000

Your Ref:  
Our Ref: 111261

A Global City: Bold | Creative | Prosperous

Ms Emily Hamilton MLA  
Member for Joondalup  
PO Box 3478  
Joondalup WA 6027

Dear Ms Hamilton

**COMMUNITY CONSULTATION: URBAN BIKE TRAILS PROJECT — PROPOSED NEW FACILITIES**

The City appreciates the State Government funding allocated to the City's Urban Bike Trails project, including the development of new facilities at Gibson Park and Lysander Park.

As part of the next phase of the project, the City is conducting community consultation to seek feedback on the proposed new facilities, as follows:

- Charonia Park (Mullaloo) — new mountain bike node
- Gibson Park (Padbury) — new pump track
- Lysander Park (Heathridge) — new pump track
- Whitfords West Park (Kallaroo) — new pump track, jump track and basketball pad

A new toilet facility is also proposed for installation in Gibson Park, to meet the needs of park users.


Please find enclosed the community consultation materials, including the Frequently Asked Questions document and maps of the proposed locations with example images of facilities for each of the parks.

The community consultation will run from Thursday 7 March 2024 – Thursday 28 March 2024 and the community is invited to provide feedback via an Online Comment Form.

For further information, about the project please contact the Manager Parks and Natural Environment, Michael Hamling, on **9400 4000** or via email to **michael.hamling@joondalup.wa.gov.au**.

If you wish to issue a media statement, please contact the Mayor's office for comment. I thank you for the State Government's support.

Yours sincerely



**NICO CLAASSEN**  
Director Infrastructure Services

---

City of Joondalup | Boas Avenue Joondalup WA 6027 | PO Box 21 Joondalup WA 6919 | T: 9400 4000 | F: 9300 1383  
National Relay Service | TTY/voice calls: 13 36 77 | Speak and Listen: 1300 555 727 | Translating and Interpreting Service: 13 14 50  
[joondalup.wa.gov.au](http://joondalup.wa.gov.au)

## APPENDIX 10 — Map of the proposed location and example facilities for Charonia Park (Mullaloo)





[joondalup.wa.gov.au](http://joondalup.wa.gov.au)  


### Charonia Park (Mullaloo) Mountain Bike Node

The mountain bike node will include an asphalt or gravel track that integrates the characteristics of downhill, trail riding, dirt jumps, and technical elements.

Technical elements encompass riding along narrow, elevated wooden planks, negotiating drop-offs, traversing raised platforms, or tackling other man-made or natural obstacles with precision onto a designated landing or transition area. This could involve jumping over structures, navigating through tight and uneven terrain, descending rocky slopes, or threading through densely treed sections.

The design may also incorporate complementary infrastructure including seating, accessible path and a picnic setting (budget dependent). The design will be seamlessly integrated into the existing landscape ensuring that all trees are retained.



Approximate location of mountain bike node

**Facilities:**








## APPENDIX 11 — Map of the proposed location and example facilities for Gibson Park (Padbury)





[joondalup.wa.gov.au](http://joondalup.wa.gov.au)  





### Gibson Park (Padbury) Pump Track

The proposed facility includes a pump track designed to cater for entry level BMX users. The design will incorporate a loop circuit and asphalt track with a range of rolling humps (rollers) that, when ridden with a pumping action, does not require pedalling.

The design may also incorporate complementary infrastructure including seating, accessible path and a picnic setting (budget dependent). The design will be seamlessly integrated into the existing landscape ensuring that all trees are retained.



Approximate location of pump track



New, single cubicle, universal access toilet  
The toilet location will factor in existing sewer lines, tree protection zones, residential amenity and proximity to park users

**Facilities:**






## APPENDIX 12 — Map of the proposed location and example facilities for Lysander Park (Heathridge)







joondalup.wa.gov.au

### Lysander Park (Heathridge) Pump Track

The proposed facility includes a pump track designed to cater for entry level BMX users. The design will incorporate a loop circuit and asphalt track with a range of rolling humps (rollers) that, when ridden with a pumping action, does not require pedalling.

The design may also incorporate complementary infrastructure including seating, accessible path and a picnic setting, (budget dependent). The design will be seamlessly integrated into the existing landscape ensuring that all trees are retained.



Approximate location  
of pump track

**Facilities:**








## APPENDIX 13 — Map of the proposed location and example facilities for Whitfords West Park (Kallaroo)





[joondalup.wa.gov.au](https://joondalup.wa.gov.au)  


### Whitfords West Park (Kallaroo)

### Pump Track, Jump Track and Basketball Pad

The proposed facility will accommodate a larger number of users and it will be designed to cater for intermediate to advanced riders. The hub combines an asphalt and/or gravel jump line and pump track into one facility, linked via an entry berm.

The jump line consist of multiple tracks each with a series of jumps set at different heights providing varying levels of difficulty. At the end of the jump line users are able to roll directly into a large scale pump track which loops around and can be utilised to return to the start of the jump line.

The design may also incorporate complementary infrastructure including seating, accessible path and a picnic setting (budget dependent). The design will be seamlessly integrated into the existing landscape ensuring that all trees are retained.

Approximate location of pump track, jump track and basketball pad

 Facilities:








## APPENDIX 14 — Frequently Asked Questions (page 1)



### Urban Bike Trails project - Proposed new facilities Frequently Asked Questions

#### What is the purpose of the community consultation?

To seek community feedback on new mountain bike and BMX facilities for four parks as part of the Urban Bike Trails project:

- Charonia Park (Mullaloo) — new mountain bike node.
- Gibson Park (Padbury) — new pump track.
- Lysander Park (Heathridge) — new pump track.
- Whitfords West Park (Kallaroo) — new pump track, jump track and basketball pad.

#### Are there any other works planned at these parks?

A new toilet facility is also proposed for iGibson Park, to meet the needs of park users, including the Padbury Community Garden group. The proposed works are part of general upgrades and aim to provide a facility that is compliant with the latest standards.

The proposed facility would comprise a single cubicle, universal access toilet. The final location of the toilet facility will factor in existing sewer lines, tree protection zones, residential amenity and proximity to park users.

There are no additional works planned at Charonia Park, Lysander Park and Whitfords West Park at this stage.

#### What is the Urban Bike Trails project?

The Urban Bike Trails project aims to provide free, non-club based physical activity spaces for young people aged 11–25 years. The project responds to the current gap in outdoor youth recreation facilities in the central coastal region of the City, by installing new or upgrading existing facilities suitable for intermediate and higher level mountain bike and BMX users.

The project was initiated under the City's *Outdoor Youth Recreation Strategy*, which is a broad strategy that informs the future provision of facilities for outdoor youth recreation across the City of Joondalup.

#### How will the proposed works be funded?

During the most recent election the State Government committed \$300,000 toward the Urban Bike Trails project. A further \$600,000 is also available from the State Government to fund the facility at Gibson Park, and another \$600,000 is funded by the State Government for the facility at Lysander Park. The City's allocation will be determined in the Capital Works Budgeting process.

#### When did Council consider the business case for the Urban Bike Trails project?

The Urban Bike Trails business case was presented to Council at its meeting held on Tuesday 22 August 2023. Council endorsed progressing with the Urban Bike Trails project as a staged roll-out, including a combined hub at Whitfords West Park and the provision of facilities throughout Craigie, Mullaloo and Padbury. The City has selected four suitable parks for the first stage of the project.

#### Why were the four parks selected?

The four parks were selected as a result of recommendations in the City's *Outdoor Youth Recreation Strategy*, outcomes of a Youth Design workshop held in August 2022, and the funding provided by State Government.

#### Where will the facilities be installed in each park?

Maps of the proposed locations, and example images of the proposed facilities can be downloaded for each of the parks via the Community Consultation section of the City's website at [joondalup.wa.gov.au](http://joondalup.wa.gov.au)

#### Where is Charonia Park located?

Charonia Park, is located along Scaphella Avenue in Mullaloo. It is classified as a Neighbourhood Recreation Park under the City's Public Open Space Framework and has a small toilet/changeroom facility, a playground and cricket nets. The park is currently booked by Joondalup United Football Club and Mullaloo Heights Primary School, and is used by local residents for casual sport and recreation.

(page 2)

#### **Where is Gibson Park located?**

Gibson Park is located along Gibson Avenue in Padbury. It is classified as a Neighbourhood Recreation Park under the City's Public Open Space Framework and has a small community facility, playground, lighting and recreation infrastructure. The park is currently booked by RSPCA WA for dog training, and is used by local residents for casual sport and recreation. Gibson Park also includes a community garden that is operated by the Padbury Community Garden Group.

#### **Where is Lysander Park located?**

Lysander Park is located along Lysander Drive in Heathridge. It is classified as a Local Recreation Park under the City's Public Open Space Framework and has a playground and bushland. The park is currently not booked by any group, however is used by local residents for casual sport and recreation.

#### **Where is Whitfords West Park located?**

Whitfords West Park is located on Marmion Avenue in Kallaroo. It is classified as a District Recreation Park under the City's Public Open Space Framework and has a playground. The park is currently not booked by any groups, but is used by local residents for casual sport and recreation.

#### **Would any trees be removed as part of the installation works?**

The City does not intend to remove any existing trees unless they have been identified by an independent arborist as being in poor structural condition or dead and presenting a hazard. Remedial pruning of trees may be carried out as required.

#### **What happens if the community supports facilities at some of the parks and not others?**

After the consultation period, the City will consider all feedback received and prepare a report for Council on the outcomes.

Council will then consider the outcomes, along with other information, and decide on the progression of the Urban Bike Trails project and on the proposed toilet facility at Gibson Park.

#### **Who is being consulted?**

The City is directly consulting with the following community stakeholders:

- Residents and ratepayers within 400m of Charonia Park.
- Residents and ratepayers within 400m of Gibson Park.
- Residents and ratepayers within 400m of Lysander Park.
- Residents and ratepayers within 400m of Whitfords West Park.
- Young people who participated in the August 2022 Youth Design workshop.
- Local resident/ratepayer groups.
- Park user groups.
- Mullaloo Heights Primary School.

In addition, signage has been installed on-site at each park and all information is available on the City's website. Anyone interested in the proposed works can submit feedback via an Online Comment Form. Responses are limited to one per person.

#### **How do I provide feedback on the proposal?**

Community members can provide comments using the Online Comment Form available via the Community Consultation section of the City's website at [joondalup.wa.gov.au/consultation](https://joondalup.wa.gov.au/consultation)

If you are unable to access the Online Comment Form, or need assistance with submitting your feedback, please contact the City on **9400 4000** or via email to [info@joondalup.wa.gov.au](mailto:info@joondalup.wa.gov.au).

#### **When is the community consultation period open until?**

The community consultation period is open from **Thursday 7 March 2024 – Thursday 28 March 2024**.

#### **What happens next?**


After the consultation period, the City will consider all feedback received and prepare a report for the Council on the outcomes. The outcomes will also be made available via the Community Consultation section of the City's website at [joondalup.wa.gov.au](https://joondalup.wa.gov.au)

If you would like to be informed via email when the outcomes will be presented to Council, please select the box on the Online Comment Form and ensure you provide your email address.

#### **Who do I contact for more information?**

Further information call 9400 4000, visit [joondalup.wa.gov.au/consultation](https://joondalup.wa.gov.au/consultation) or via email [info@joondalup.wa.gov.au](mailto:info@joondalup.wa.gov.au)

## APPENDIX 15 — Online Comment Form (page 1)

Exit

**Urban Bike Trails project — Proposed new facilities**

Online Comment Form

The City of Joondalup is seeking feedback on proposed new mountain bike and BMX facilities for four parks as part of the Urban Bike Trails project:

- Charonia Park (Mullaloo) — new mountain bike node
- Gibson Park (Padbury) — new pump track
- Lysander Park (Heathridge) — new pump track
- Whitfords West Park (Kallaroo) — new pump track, jump track and basketball pad

In addition, the City is also seeking feedback on a new toilet facility proposed for Gibson Park, which is part of general upgrades.

Prior to submitting feedback, it is recommended that you review the Frequently Asked Questions, and the proposed locations and example images of facilities, which are available via the Community Consultation section of the City's website.


If you have any further questions, please contact the City on **9400 4000** or via [email](#).

City of Joondalup | 90 Boas Avenue Joondalup WA 6027 | PO Box 21 Joondalup WA 6919  
T: 9400 4000 | [joondalup.wa.gov.au](http://joondalup.wa.gov.au) | [info@joondalup.wa.gov.au](mailto:info@joondalup.wa.gov.au)

NEXT

(page 2)

Exit



## Urban Bike Trails project — Proposed new facilities

Your contact details

**\* Please note that for your feedback to be validated, your full contact details must be provided.** This information will be treated as confidential and will not be published in any document or report on the outcomes of the consultation.

Only one Comment Form per person will be accepted.

Full name:

Residential address (no PO box):

Suburb:

Postcode:

Telephone:

Email:

Are you providing feedback on behalf of an organisation? (The organisation will be identified in the City's Outcomes Report)

Organisation:

Role/position:

Age:

☐ Under 18 years

☐ 18–24 years

☐ 25–34 years

☐ 35–44 years

☐ 45–54 years

☐ 55–64 years

☐ 65–74 years

☐ 75+ years

Are you (or is someone in your household) a member of, or affiliated with any of the following clubs/groups? (Can select multiple)

☐ RSPCA WA dog training

☐ Padbury Community Garden Inc

☐ Perth Mountain Bike Club

☐ Northern Beaches Cycling Club

☐ Mullaloo Heights Primary School

☐ I am not associated with any of the above clubs/groups

City of Joondalup | 90 Boas Avenue Joondalup WA 6027 | PO Box 21 Joondalup WA 6919  
T: 9400 4000 | [joondalup.wa.gov.au](http://joondalup.wa.gov.au) | [info@joondalup.wa.gov.au](mailto:info@joondalup.wa.gov.au)

PREV

NEXT

(page 3)

Exit

**Urban Bike Trails project — Proposed new facilities**

Online Comment Form

**Please select the park(s) you would like to provide feedback on: (Can select multiple)**

☐ Charonia Park (Mullaloo) — new mountain bike node

☐ Gibson Park (Padbury) — new pump track and toilet facility

☐ Lysander Park (Heathridge) — new pump track

☐ Whitfords West Park (Kallaroo) — new pump track, jump track and basketball pad

☐ All of the above


City of Joondalup | 90 Boas Avenue Joondalup WA 6027 | PO Box 21 Joondalup WA 6919  
T: 9400 4000 | [joondalup.wa.gov.au](http://joondalup.wa.gov.au) | [info@joondalup.wa.gov.au](mailto:info@joondalup.wa.gov.au)

PREV

NEXT

(page 4)

Exit



City of  
Joondalup

Urban Bike Trails project — Proposed new facilities

Charonia Park (Mullaloo) — New mountain bike node

How do you currently use Charonia Park? (Can select multiple)

☐ Informal sport or recreation (eg dog walking, picnicking, children playing)

☐ Organised sport or recreation (eg hire the playing field or clubroom as part of a club/group)

☐ Other (please describe)

☐ I do not currently use Charonia Park, but I am interested in this proposal

The proposed location of the new mountain bike node and example facilities can be found [here](#).

Please indicate your overall level of support for a new mountain bike node at Charonia Park:

Strongly oppose

Oppose

Neutral

Support

Strongly support

City of Joondalup | 90 Boas Avenue Joondalup WA 6027 | PO Box 21 Joondalup WA 6919  
T: 9400 4000 | [joondalup.wa.gov.au](http://joondalup.wa.gov.au) | [info@joondalup.wa.gov.au](mailto:info@joondalup.wa.gov.au)


PREV

NEXT

111261

43 | 129

(page 5)



City of  
Joondalup

Exit

Urban Bike Trails project — Proposed new facilities

Gibson Park (Padbury) — New pump track and toilet facility

How do you currently use Gibson Park? (Can select multiple)

☐ Informal sport or recreation (eg dog walking, picnicking, children playing)

☐ Organised dog training

☐ Activities at the Padbury Community Garden

☐ Organised sport or recreation (eg hire the playing field or clubroom as part of a club/group)

☐ Other (please describe)

☐ I do not currently use Gibson Park, but I am interested in this proposal

The proposed location of the new pump track and example facilities can be found [here](#).

Please indicate your overall level of support for a new pump track at Gibson Park:

Strongly oppose

Oppose

Neutral

Support

Strongly support

☐

☐

☐

☐

☐

The proposed toilet facility at Gibson Park would comprise a single cubicle, universal access toilet. The final location of the toilet facility will factor in existing sewer lines, tree protection zones, residential amenity and proximity to park users. An example image of the facility can be found [here](#)

Please indicate your overall level of support for a new toilet facility at Gibson Park:

Strongly oppose

Oppose

Neutral

Support

Strongly support

☐

☐

☐

☐

☐


City of Joondalup | 90 Boas Avenue Joondalup WA 6027 | PO Box 21 Joondalup WA 6919  
T: 9400 4000 | [joondalup.wa.gov.au](http://joondalup.wa.gov.au) | [info@joondalup.wa.gov.au](mailto:info@joondalup.wa.gov.au)

PREV

NEXT

(page 6)

Exit



City of Joondalup

Urban Bike Trails project — Proposed new facilities

Lysander Park (Heathridge) — New pump track

How do you currently use Lysander Park? (Can select multiple)

☐ Informal sport or recreation (eg dog walking, picnicking, children playing)

☐ Other (please describe)

☐ I do not currently use Lysander Park, but I am interested in this proposal

The proposed location of the new pump track and example facilities can be found [here](#).

Please indicate your overall level of support for a new pump track at Lysander Park:

Strongly oppose

Oppose

Neutral

Support

Strongly support

☐

☐

☐

☐

☐

City of Joondalup | 90 Boas Avenue Joondalup WA 6027 | PO Box 21 Joondalup WA 6919  
T: 9400 4000 | [joondalup.wa.gov.au](http://joondalup.wa.gov.au) | [info@joondalup.wa.gov.au](mailto:info@joondalup.wa.gov.au)


PREV

NEXT



(page 7)

Exit



City of Joondalup

Urban Bike Trails project — Proposed new facilities

Whitfords West Park (Kallaroo) — New pump, jump track and basketball pad

How do you currently use Whitfords West Park? (Can select multiple)

☐ Informal sport or recreation (eg dog walking, picnicking, children playing)

☐ Other (please describe)

☐ I do not currently use Whitfords West Park, but I am interested in this proposal

The proposed location of the new pump track and jump track and example facilities can be found [here](#).

Please indicate your overall level of support for a new pump track and jump track at Whitfords West Park:

Strongly oppose

Oppose

Neutral

Support

Strongly support

☐

☐

☐

☐

☐

The proposed location of the new basketball pad and an example facility can be found [here](#).

Please indicate your overall level of support for a new basketball pad at Whitfords West Park:

Strongly oppose

Oppose

Neutral

Support

Strongly support

☐

☐

☐

☐

☐


City of Joondalup | 90 Boas Avenue Joondalup WA 6027 | PO Box 21 Joondalup WA 6919  
T: 9400 4000 | [joondalup.wa.gov.au](http://joondalup.wa.gov.au) | [info@joondalup.wa.gov.au](mailto:info@joondalup.wa.gov.au)

PREV

NEXT

(page 8)

Exit

City of  
Joondalup

Urban Bike Trails project — Proposed new facilities

Online Comment Form

Do you have any comments about the new facilities proposed as part of the Urban Bike Trails project or the proposed new toilet facility for Gibson Park?

*Note: The City will not edit your comment for grammar or spelling. However, any information that may individually identify you will be redacted. The City appreciates respectful and constructive comments.*


Character limit is 20,000

City of Joondalup | 90 Boas Avenue Joondalup WA 6027 | PO Box 21 Joondalup WA 6919  
T: 9400 4000 | [joondalup.wa.gov.au](http://joondalup.wa.gov.au) | [info@joondalup.wa.gov.au](mailto:info@joondalup.wa.gov.au)

PREV

NEXT

(page 9)

Exit

**Urban Bike Trails project — Proposed new facilities**

Review your submission

A copy of your submission is available below for your review, this can be printed through your browser. If you would like to make any changes, please click on the PREV button at the bottom of the screen. If you would like to proceed with the submission, please click on the NEXT button.

**Your submission:**

As part of the upgrade to recreational facilities at Chichester Park, the City is proposing the following elements. Please indicate your level of support for these elements being included in the proposed works:

Please indicate your overall level of support for a new mountain bike node at Charonia Park:

Please indicate your overall level of support for a new pump track at Gibson Park:

Please indicate your overall level of support for a new toilet facility at Gibson Park:

Please indicate your overall level of support for a new pump track at Lysander Park:

Please indicate your overall level of support for a new pump track and jump track at Whitfords West Park:

Please indicate your overall level of support for a new basketball pad at Whitfords West Park:


Do you have **any comments** about the new facilities proposed as part of the Urban Bike Trails project or the new toilet facility for Gibson Park?

City of Joondalup | 90 Boas Avenue Joondalup WA 6027 | PO Box 21 Joondalup WA 6919  
T: 9400 4000 | [joondalup.wa.gov.au](http://joondalup.wa.gov.au) | [info@joondalup.wa.gov.au](mailto:info@joondalup.wa.gov.au)

PREV

NEXT

(page 10)



## Urban Bike Trails project — Proposed new facilities

### Online comment form

**Request to be informed:**

Community consultation assists Council in deliberating and then making decisions on certain matters. The analysis from this consultation will be provided to Council to assist them in their decision-making role first at a Briefing Session and then at a Council meeting. Deputations can be made at Briefing Sessions by appointment and questions and public statements can be presented at Council meetings.

☐ I would like to be informed via email when this consultation will be presented at a Briefing Session and Council meeting

Email address:

**City of Joondalup Community Consultation eNewsletter:**

The Community Consultation eNewsletter is for community members who want to keep up to date with community consultation activities in the City of Joondalup. If you are interested in subscribing, visit the City's website at [joondalup.wa.gov.au](http://joondalup.wa.gov.au)

Thank you for taking the time to complete this Online Comment Form.  
Please click on the SUBMIT FORM button below to finalise.


City of Joondalup | 90 Boas Avenue Joondalup WA 6027 | PO Box 21 Joondalup WA 6919  
T: 9400 4000 | [joondalup.wa.gov.au](http://joondalup.wa.gov.au) | [info@joondalup.wa.gov.au](mailto:info@joondalup.wa.gov.au)

PREV



SUBMIT FORM

## APPENDIX 16 — Community Consultation webpage of the City's website

5<sup>TH</sup>  
YEAR  
ANNIVERSARY



[For Residents](#)[For Business](#)[For Visitors](#)



[Home](#) / [Organisation and Council](#) / [Community Consultation](#) / [Community Consultation – Urban Bike Trails project: Proposed new facilities](#)

## Community Consultation – Urban Bike Trails project: Proposed new facilities

Categories: [Community Consultation](#)

Published on 07/03/2024

The City of Joondalup is seeking feedback on proposed new mountain bike and BMX facilities for the following parks:

- Charonia Park – new mountain bike node
- Gibson Park – new pump track
- Lysander Park – new pump track
- Whitfords West Park – new pump track, jump track and basketball pad

The four parks were identified as part of the Urban Bike Trails project, which aims to provide free, non-club based physical activity spaces for young people aged 11–25 years.

The State Government is providing funding of \$300,000 towards the Urban Bike Trails as part of an election commitment. An additional \$600,000 is being provided by the State Government for the Gibson Park facility, and another \$600,000 in State Government funding is being made available for the facility at Lysander Park.

A new toilet facility is also proposed for installation in Gibson Park to meet the needs of park users, including the Padbury Community Garden group. The proposed works are part of general upgrades.


The proposed locations within each park, and example images of each facility can be accessed below. To submit feedback, please use the Online Comment Form.


[ONLINE COMMENT FORM](#)


For further information, please review the Frequently Asked Questions, or contact the City via the details below.


Feedback accepted: **Thursday 7 March 2024 – Thursday 28 March 2024.**


### Documents and Downloads




 [Frequently Asked Questions Urban Bike Trails \(pdf 259 KB\)](#)


 [Charonia Park – Location map and example facilities \(pdf 10228 KB\)](#)

 [Gibson Park – Location map and example facilities \(pdf 5632 KB\)](#)


 [Lysander Park – Location map and example facilities \(pdf 5439 KB\)](#)

 [Whitfords West Park – Location map and example facilities \(pdf 5523 KB\)](#)


**Main Number - Customer Care**  
 9400 4000  
 [info@joondalup.wa.gov.au](mailto:info@joondalup.wa.gov.au)

**Charonia Park**


[More info](#)

**Gibson Park**

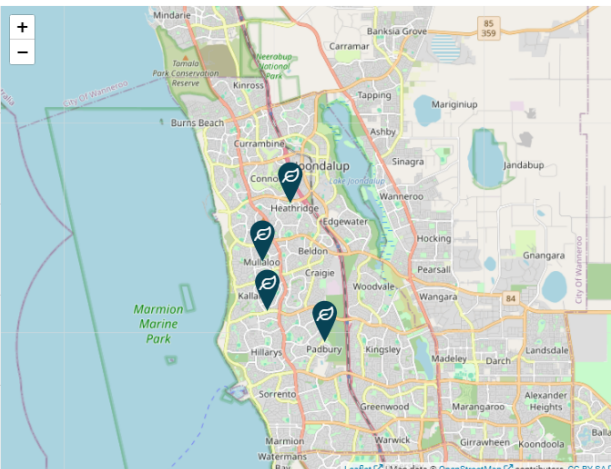
[More info](#)

**Lysander Park**

[More info](#)

**Whitfords West Park**

[More info](#)



111261

50 | 129

## APPENDIX 17 — Community Consultation eNewsletter (7 March 2024)

Community Consultation


25<sup>TH</sup> YEAR ANNIVERSARY | City of Joondalup

---

Thursday 7 March 2024

Dear Chloe

View the latest community consultation opportunity



**Urban Bike Trails project — Proposed new facilities**

The City of Joondalup is seeking feedback on proposed new mountain bike and BMX facilities for four parks as part of the Urban Bike Trails project:

- Charonia Park — new mountain bike node
- Gibson Park — new pump track
- Lysander Park — new pump track
- Whitfords West Park — new pump track, jump track and basketball pad

In addition, the City is also seeking feedback on a new toilet facility proposed for Gibson Park, which is part of general upgrades.

(continues...)

For further information and to provide feedback, please click 'Have your say' below.

Feedback accepted: **Thursday 7 March 2024 – Thursday 28 March 2024.**

[Have your say](#)

Keep up to date via social media:

[f](#) [@](#) [X](#) [in](#) [v](#)

[Forward](#)

City of Joondalup  
90 Boas Ave Joondalup WA 6027  
[joondalup.wa.gov.au](http://joondalup.wa.gov.au) | 08 9400 4000

The City of Joondalup acknowledges the Traditional Custodians of this land, the Whadjuk people of the Noongar nation. We recognise the culture of the Noongar people and the unique contribution they make to the Joondalup region and Australia. We pay our respects to Elders past, present, and emerging, as well as all Aboriginal and Torres Strait Islander peoples.

To manage which newsletters you receive from the City of Joondalup click [Preferences](#).  
To unsubscribe from all City of Joondalup newsletters click [Unsubscribe](#).

You have subscribed to the City of Joondalup.

[Preferences](#) | [Unsubscribe](#)



## APPENDIX 18 — Joondalup Voice item in *PerthNow* *Joondalup* community newspaper (7 March 2024, p 11)

PERTHNOW.COM.AU THURSDAY, MARCH 7, 2024 • 11



### MAYOR'S COLUMN – HON. ALBERT JACOB

**Festival fever in the air**  
After all the build-up and anticipation, Joondalup Festival 2024 is finally here. And this year's three-week event has started off with a bang. Joondalup Festival is the culmination of the City's outstanding summer events calendar and is the northern corridor's largest annual arts and cultural community event. The winner of the Best Cultural, Arts or Music Event at the 2023 Australian Event Awards and Symposium, our 2024 festival is already on the way to eclipsing last year's success with an even bigger, better, brighter, colourful and more spectacular program. The festival kicked off on **Saturday 2 March** and crowds have already turned out in big numbers to the Western Australian premiere of Electric Kingdom.

Festivalgoers of all ages have been dazzled by the giant illuminated animals that have taken over Hillarys Boat Harbour, courtesy of A Blanc Canvas, the Melbourne production team whose illuminated artworks have awed audiences at industry-leading events across the nation.



Electric Kingdom is on every night of the festival from 6.00pm and is free to attend. A second Western Australian premiere will take centre stage at Edith Cowan University this Friday and Saturday night. ARETHA: A love letter to the Queen of Soul is a concert experience like no other as Australian vocalists Emma Donovan, Thandi Phoenix, Thndo, Mahalia Barnes and Karen Lee Andrews – accompanied by a nine-piece band – perform 32 handpicked songs from Aretha Franklin's storied catalogue.



The performance will be narrated and directed by the multi-talented Jada Alberts and will pay homage to Aretha's life through music, acknowledging the pain, depression, struggles and hardship she faced on her road to success. Tickets to ARETHA start from \$59. Some tickets are still available from the festival website. Also, in WA for the first time is Living Sculptures: How the Birds Got Their Colours – a dynamic and captivating performance of First Nations dance, storytelling, and contemporary circus. This visually stunning free event will be held at some of our most beautiful outdoor locations, including on Sorrento Beach and Burns Beach Foreshore, from **12-16 March**. The five scheduled evening performances will also be accompanied by some of WA's best local performers, including Dello Mob, Freeze Frame Opera, and Gina Williams and Guy Ghouse. That's not all. The Joondalup Festival 2024 program features more than 30 shows and experiences at various locations across the City, including music, circus, comedy, theatre, cinema, and creative workshops. There truly is something on offer for all ages and interests at Joondalup Festival 2024. Visit [joondalupfestival.com.au](http://joondalupfestival.com.au) for all information, including ticket details and bookings.

### Community Consultation Urban Bike Trails

The City of Joondalup is seeking feedback on proposed new mountain bike and BMX facilities for four parks as part of the Urban Bike Trails project. Charonia Park, Gibson Park, Lysander Park and Whitfords West Park were identified as part of the project which aims to provide free, non-club based physical activity spaces for young people aged 11-25 years. The project responds to the current gap in outdoor youth recreation facilities in the central coastal region of the City, by installing new or upgrading existing facilities suitable for intermediate and higher-level mountain bike and BMX users. A new toilet facility is also proposed for installation in Gibson Park, to meet the needs of park users. The proposed works are part of general upgrades. To have your say, complete the survey on the City's website at [joondalup.wa.gov.au](http://joondalup.wa.gov.au)



**JOONDALUP FESTIVAL 2024**



**2-22 MARCH**

EXPLORE THE PROGRAM  
[joondalupfestival.com.au](http://joondalupfestival.com.au)

**JOONDALUP FESTIVAL 2024**

**PRAM PEOPLE**

**6-8 MARCH**  
Tom Simpson Park, Mullaloo  
Tickets: \$10



[joondalupfestival.com.au](http://joondalupfestival.com.au)

**JOONDALUP FESTIVAL 2024**



**ARETHA**  
A LOVE LETTER TO THE QUEEN OF SOUL

**FRIDAY 8 MARCH  
SATURDAY 9 MARCH**

[joondalupfestival.com.au](http://joondalupfestival.com.au)

[f](#) [t](#) [i](#) [l](#) [i](#) [n](#) [g](#)

joondalup.wa.gov.au

Joondalup



## APPENDIX 19 — Joondalup Voice eNewsletter (7 March 2024)

Joondalup Voice

5<sup>TH</sup>  
YEAR  
ANNIVERSARY

City of  
Joondalup

Thursday 7 March 2024



### Mayor's Column - Hon. Albert Jacob

#### Festival fever in the air

After all the build-up and anticipation, Joondalup Festival 2024 is finally here. And this year's three-week event has started off with a bang.

Joondalup Festival is the culmination of the City's outstanding summer events calendar and is the northern corridor's largest annual arts and cultural community event.

The winner of the Best Cultural, Arts or Music Event at the 2023 Australian Event Awards and Symposium, our 2024 festival is already on the way to eclipsing last year's success with an even bigger, better, brighter, colourful and more spectacular program.

The festival kicked off on **Saturday 2 March** and crowds have already turned out in big numbers to the Western Australian premiere of Electric Kingdom.

Festivalgoers of all ages have been dazzled by the giant illuminated animals that have taken over Hillarys Boat Harbour, courtesy of A Blanck Canvas, the Melbourne production team whose illuminated artworks have awed audiences at industry-leading events across the nation.



(continues...)

Electric Kingdom is on every night of the festival from **6.00pm** and is free to attend.

A second Western Australian premiere will take centre stage at Edith Cowan University this Friday and Saturday night.

ARETHA: A love letter to the Queen of Soul is a concert experience like no other as Australian vocalists Emma Donovan, Thandi Phoenix, Thndo, Mahalia Barnes and Karen Lee Andrews – accompanied by a nine-piece band – perform 32 handpicked songs from Aretha Franklin's storied catalogue.



The performance will be narrated and directed by the multi-talented Jada Alberts and will pay homage to Aretha's life through music, acknowledging the pain, depression, struggles and hardship she faced on her road to success.

Tickets to ARETHA start from \$59. Some tickets are still available from the [festival website](#).

Also, in WA for the first time is [Living Sculptures: How the Birds Got Their Colours](#) - a dynamic and captivating performance of First Nations dance, storytelling, and contemporary circus.

This visually stunning free event will be held at some of our most beautiful outdoor locations, including on Sorrento Beach and Burns Beach Foreshore, from **12-16 March**.

The five scheduled evening performances will also be accompanied by some of WA's best local performers, including Della Mob, Freeze Frame Opera, and Gina Williams and Guy Ghouse.

That's not all! The Joondalup Festival 2024 program features more than 30 shows and experiences at various locations across the City, including music, circus, comedy, theatre, cinema, and creative workshops.

(continues...)

There truly is something on offer for all ages and interests at Joondalup Festival 2024. Visit [Joondalup Festival website](#) for all information, including ticket details and bookings.

[View more City of Joondalup news](#)

## Joondalup Festival 2024



The City's award-winning Joondalup Festival is back from **2 – 22 March 2024** with a jam-packed program full of music, performance, art, and memories waiting to be made.

For more information and bookings, visit the Joondalup Festival website.

[Learn more](#)

## Pram People

**Wednesday 6 - Friday 8 March**  
**Tom Simpson Park, Mullaloo**


Calling all pram users! Put on your headphones, and follow curious prompts, secret messages, even other participants. In your colourful pram decorations, you'll weave amongst and around each other as performers delight and intrigue, adding to the fun



[Learn more](#)

(continues...)

## ARETHA



**Friday 8 March**  
**Saturday 9 March**  
**Edith Cowan University**  
**Joondalup**

ARETHA is a powerful memoir, live on stage, that celebrates the life and music of one of the greatest voices in history. Experience an unforgettable night of music and memories honouring the legacy of the global superstar Aretha Franklin.

[Learn more](#)


### Community Consultation Urban Bike Trails

The City of Joondalup is seeking feedback on proposed new mountain bike and BMX facilities for four parks as part of the Urban Bike Trails project:

- Charonia Park
- Gibson Park
- Lysander Park
- Whitfords West Park

A new toilet facility is also proposed for installation in Gibson Park, to meet the needs of park users.

Feedback accepted: **Thursday 7 March 2024 – Thursday 28 March 2024.**



(continues...)

For further information and to provide feedback, please visit the City's website.

[Learn more](#)

Keep up to date via social media

[f](#) [@](#) [X](#) [v](#) [in](#)

[f](#) Share [✉](#) Forward

City of Joondalup  
90 Boas Ave Joondalup WA 6027  
[joondalup.wa.gov.au](http://joondalup.wa.gov.au) | 08 9400 4000

The City of Joondalup acknowledges the Traditional Custodians of this land, the Whadjuk people of the Noongar nation. We recognise the culture of the Noongar people and the unique contribution they make to the Joondalup region and Australia. We pay our respects to Elders past, present, and emerging, as well as all Aboriginal and Torres Strait Islander peoples.


To manage which newsletters you receive from the City of Joondalup click [Preferences](#).  
To unsubscribe from all City of Joondalup newsletters click [Unsubscribe](#).

You have subscribed to the City of Joondalup.


[Preferences](#) | [Unsubscribe](#)



## APPENDIX 20 — On-site signage



### Community Consultation: Urban Bike Trails project — Proposed new facilities



The City of Joondalup is seeking feedback on proposed new mountain bike and BMX facilities for four parks as part of the Urban Bike Trails project:


- Charonia Park (Mullaloo) — new mountain bike node
- Gibson Park (Padbury) — new pump track
- Lysander Park (Heathridge) — new pump track
- Whitfords West Park (Kallaroo) — new pump track, jump track and basketball pad

In addition, the City is also seeking feedback on a new toilet facility proposed for Gibson Park, which is part of general upgrades.

For further information and to provide feedback, please scan the QR code or visit [joondalup.wa.gov.au/consultation](https://joondalup.wa.gov.au/consultation)

**Feedback accepted: Thursday 7 March 2024 – Thursday 28 March 2024**

[joondalup.wa.gov.au](https://joondalup.wa.gov.au)





## APPENDIX 22 — Facebook post published through the City's Facebook account (7 March 2024)

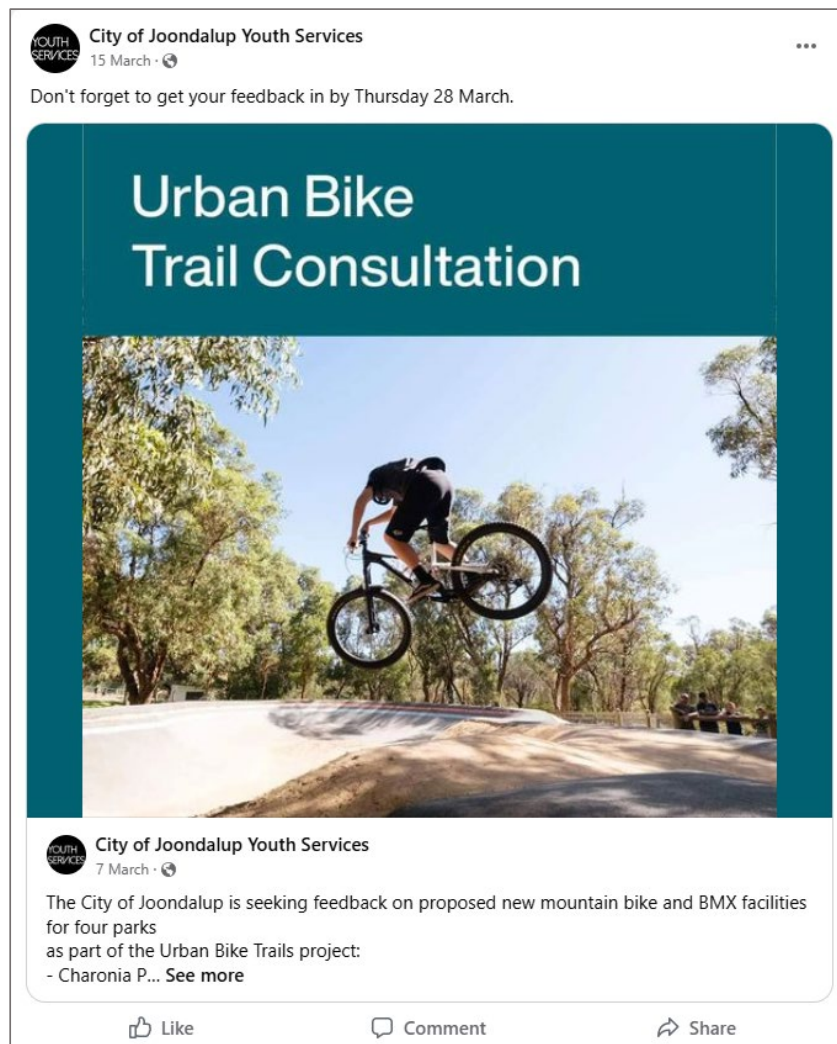




## APPENDIX 23 — Facebook post published through the City's Youth Services Facebook account (7 March 2024)



## APPENDIX 24 — Facebook post published through the City's Youth Services Facebook account (15 March 2024)



## APPENDIX 25 — Verbatim comments

Question: “Do you have any comments about the new facilities proposed as part of the Urban Bike Trails project or the proposed new toilet facility for Gibson Park?”

Note: Words that may identify respondents or contain offensive language have been removed and replaced with square brackets, ie [- - -]. No alterations have been made to spelling/grammar.

Park	Do you have any comments about the new facilities proposed as part of the Urban Bike Trails project or the proposed new toilet facility for Gibson Park? (N = 468)
Charonia	<i>Our household thinks this will be excellent for the community - giving kids extra options for exercise and adrenaline. Will fit in to the park perfectly, would hope that trees aren't removed but otherwise very keen.</i>
Charonia	<i>I oppose the Mountain Bike Node in Charonia Park (Mullaloo) for the following reasons; 1. We already have a trail bike in Periwinkle Bush Park that should be promoted to be used more. 2. There is already a skate area at Ocean Roof Road near Ventura Avenue that could be enlarged to include a bike track. That area near the skate park is nt close to homes. This would mean whole family groups can gather in the one location, with younger and older children having access to the facilities. 3. Charonia Park is very close homes and to the Mullaloo shopping centre and that will encourage youths to congregate in that area after hours. (alcohol can be obtained from the licensed liquor store at the shopping centre) 4. Our address is off [- - -] with a [- - -] and we see more and more electric bikes and skateboards with youths with no helmets on [- - -] heading for the Mullaloo shops. It has become quite dangerous with them often in the middle of the road, giving anyone the finger as we try to get past them. We can see more problems with this when a bike track is built. It will become a common meeting place, not for exercise. 5. The area chosen is quite beautiful for a walk and the bird life is just lovely. This will be forever changed with tarmac and hills and jumps and unfortunately litter (which is a very common by product of any bike park that we have seen in Perth now). 6. The serenity of our beautiful park will be gone forever and I strongly oppose this plan.</i>
Charonia	<i>Well done on these initiatives. We need more activities for that demographic to keep them busy and active. I fully support these initiatives.</i>
Charonia	<i>In regard to Charonia Park, there is currently a mobile WA police monitoring tower right next to the proposed site. I'm wondering if this indicates the area is not safe for the target age group of the mountain bike node ? My other question is whether there has been sufficient research into likely usage levels (beyond asking the local BMX riders club who would obviously have a vested interest) to justify the taxpayer expense. Thanks,</i>
Charonia	<i>Great initiative, opportunity for local kids to spend more time outdoors.</i>
Charonia	<i>Although I am in favour of the need for facilities for young people in the area the level of detail being provided is lacking. I am a regular user of the park for sport and dog walking and can only assume that as part of the repurposing the City will be removing some very large mature trees. If indeed they are will the City be planting substantial trees not small saplings as is the case on the verge sides? I also feel only consulting people within 400m of these parks is wrong as you will be expecting users to come from a wider radius than this and current users will also be from a wider area. The small play park to the east of the proposed site should be relocated in my opinion away from the track of it proceeds.</i>

<b>Charonia</b>	<i>I have lived on [ - - ] for [ - - ] years and use the Charonia Park Daily , mainly Dog walking , with Football and the Primary school using the Oval Regularly , the proposed section is where I mainly walk , My Strongest concerns are the closeness to the road and residentially properties , who will police the use of the facility , with 24 hour IGA and Liquor Land in close proximity , I strongly feel the area is too small , and the beautiful nature site will be totally ruin , the gathering of youths needs to be in a more suitable area</i>
<b>Charonia</b>	<i>I don't believe another facility encouraging youth to Charonia Park with the neighbouring IGA bottle shop already creating delinquent behaviour under 24hr camera surveillance with hooning and burnouts happening on a regular basis this would also create a danger to legitimate users of the node. Would have thought incorporating with the existing skate park in Ocean Reef would make more sense allowing parents to take all the family to convenient place. Both my [ - - ] and I are not in favour of the Charonia Park Mountain Bike Node. Regards [ - - ] PS This section of Charonia Park is used as a nursery area for local birdlife from the nearby Periwinkle Park, which already has and existing bike trail.</i>
<b>Charonia</b>	<i>The part of Charonia Park being considered for this project is a grassed area with many trees and no bitumen aside from the surrounding streets and one small parking lot. Neighbours enjoy the coolness of the space in the heat and the wide open space. I would be very interested in a co-design process with the local community around the park rather than a written consultation for community benefit based on a proposal I've not seen. The pictures of the facilities provided don't really tell us how the track would actually look. Some of my concerns include: This consultation only considers one option of utilising this space The surrounding infrastructure is really geared towards younger children and families (primary school, childcare centre, church) and not young adults specifically. We have a lot of scooter users that I think would probably use the track more than any mountain or bmx bike users Parking will likely be an issue as well as increased traffic which will impact families living on surrounding streets. Who will be responsible for the maintenance of the track? How does the City of Joondalup plan to manage antisocial behaviour or people using the track after 10 pm? Lack of accessibility of the track or to accommodate people with disability. Questionable impact of the track on the existing trees, birds and any other wildlife Rather than a bike track, I would like to see a large all abilities playground that incorporates design elements for people who are ageing and people with disability along with park benches. There are great examples of multi-use playgrounds in Perth. A bike track is targeting only one use and any addition to the park, I believe should be multi use. Finally, it doesn't appear that there is any additional funding for either the Kallaroo or Mullaloo sites and I'm interested in the reason for this.</i>

<b>Charonia</b>	<i>Hello CofJ, These developments are a splendid example of community initiative, love of natural areas (protecting all of them in one swoop by giving people designated, excellently thought out drawcard challenges which will keep them off the fragile bush &amp; dune areas in our City), and Council collaboration with and understanding of local people and their ideas. I see time and again the damage caused by people building make-shift ramps for bikes in the suburban bush areas, and also the litter they leave behind - sweetie wrappers/drink cans to name the two most obvious. The very existence of these DIY tracks proves the need for designated ones. Thank You to the City for taking a local citizen's idea and moving it forward. It will enhance community safety, especially if makeshift ramps in the the bush verges alongside Hodges drive heading east will fall into disuse as the younger community embraces the urban bike trails. All public toilet developments are generally welcomed. Access to a loo is a basic human right, and given the increase in people living rough or in their cars at the moment, then I would comment that the City is succeeding on two fronts, improved recreational access for those caught short and an essential public service to those in need. Good Work and Well Done on all these proposals. I fully support them all and look forward to using them all and appreciating others using them all. Keep moving forward CofJ, keep on providing for our young people, keep on including all citizens and visitors to our area in your planning and development. This is a first rate initiative which will succeed. Wishing yourselves, and therefore us, every success.</i>
<b>Charonia</b>	<i>I love seeing kids exercise and not hanging in front of Computer or TV. Ocean reef skatepark is a success and although I don't have kids I appreciate any facility built and encourages exercise. MTB trails are far to go and local pump track and practice trails like near Alkimos or similar are great for residents and their kids to be able to ride without having to drive anywhere. I fully support these plans. Thank you</i>
<b>Charonia</b>	<i>I think it is a great idea and happy to see the council supporting a project that will provide a good venue for a growing sport in WA that will encourage residents to get outside and exercise. I hope everything is done to ensure it is built and ran/maintained successfully. I used to mountain bike regularly and found that essentially all other riders I encountered were polite and friendly people and this would be a great way to encourage community engagement in a friendly atmosphere.</i>
<b>Charonia</b>	<i>I sincerely support this proposal since me and my [ - - ] have been riding our mountain bikes since we were young and have always dreamed of having a mountain bike track built in our area. So I would absolutely love the idea of a mountain bike track for the kids to ride their bikes on.</i>
<b>Charonia</b>	<i>My opinion is that Charonia Park is nice quiet and relaxing place for walking, playing sports and enjoying walk and play with dogs. With your proposed new facilities close to a church going to be noisy and as a [ - - ] of [ - - ] I do not want any place for kids 11 to 25 years arround. Higher chances to bring drugs to this areas.</i>
<b>Charonia</b>	<i>The bike track at Shepherds Bush is a terrific track for kids of all ages. I hope the track at Charonia Park is modelled on Shepberds Bush. Charonia Park is a big enough patk to accomdate a bike track of similar size to Shepherds Bush. Please replace the cricket nets which are never used at Charonia Park with barbeque and sheltered seating. The park is extremely underutilised and very popular with a vibrant dog walking community and families.</i>



<b>Charonia</b>	<i>Dear Councillors, I mind my [ - - - ] old [ - - - ] [ - - - ] days a week and frequently visit the park and playground at Charonia park as I live very close by. I also frequently enjoy walking in the park. I have met many dog walkers there while walking our dog over the years. My [ - - - ] and I have lived at our nearby address for [ - - - ] years. A major reason we chose to live here is the beautiful, peaceful, natural park, with bird wildlife such as kookaburras, magpies, galahs and corellas. The proposed mountain bike node will be quite detrimental to the birdlife in the park. Many young children walk through the park on their way to Mullaloo heights primary school every morning and back home every afternoon, as our four children did. The proposed facility, with youth on mountain bikes riding on wooden planks and raised platforms and other obstacles, likely often at speed, would make it dangerous and difficult for children to walk to and from school. The school often uses the park area (exactly where the mountain bike facility is proposed to be built) for cross country running for the students. There have already been many incidents where residents have felt that youth hanging around in that area at night has been a nuisance (loud noise, smashed glass bottles of alcohol and other rubbish left behind, including the occasional syringe). The proposed facility would likely attract even more youth at night, as mountain bikes have their own lights, so they could ride there at any time of the night. The area in question has quite recently had a major upgrade of it's reticulation, which would likely have cost a large sum of money. The grass is, as a result, now lush and green. It seems such a waste to dig it all up now to lay asphalt or gravel tracks throughout, including various platforms and obstacles. It would totally change the character of this beautiful park, which is far more attractive, with its many large trees, than your average suburban park. Having a bike track would deter people wanting to walk their dogs, as many people now do, picnic with their children and just go for a peaceful walk there frequently, as I do. Kallaroo park is nearby, larger than the area in Charonia park being considered, and is actually a part of the suburb of Mullaloo, despite it's name. A mountain bike facility in the middle of this area would cause far less disturbance to nearby residents. Installation of an electronic toilet has been proposed for Gibson park in Padbury. A similar electronic toilet could be installed at Kallaroo park to cater for users of a mountain bike facility if one was built there. Thank you for considering my opinion, Regards, [ - - - ]</i>
<b>Charonia</b>	<i>The park is used by many elderly people for exercise ,dog walking and sporting groups and I think that there will be major concerns for the safety and the type of people it will attract to the area,better still why not erect some exercise equipment that the whole suburb can benefit from and encourage more families to come together</i>
<b>Charonia</b>	<i>Many evenings the oval is being used by multiple sports groups. I'm happy to share walking my dogs offlead albeit on a narrow perimeter around the sporting activities. Is a fence going to be erected to stop dogs running after moving bikes(that's what a lot of dogs do). There are very few locations in the neighbourhood for offlead dog exercise. I fear there will be an increase in bike/road accidents. The toddlers playground is directly inbetween a carpark and proposed bike node. The carpark is already overflowing on most evenings, especially on weekends when sporti g groups still use the oval.. Can another more suitable park house the bike node?</i>
<b>Charonia</b>	<i>All 4 members of the household strongly support the urban trails and outdoor opportunities presented</i>

<b>Charonia</b>	<p><i>Subject: Objection to Proposed Mountain Bike Node at Charonia Park I am writing to express my strong objection to the proposed construction of a mountain bike Node within Charonia Park. While I appreciate the desire to enhance recreational opportunities within our community, I believe that building a mountain bike Node in this particular location poses significant concerns that must be addressed. First and foremost, the construction of a mountain bike track could have detrimental effects on the natural environment of the park. Clearing land, altering terrain, and creating artificial structures for the track would disrupt habitats and endanger local Bird population. Additionally, increased foot traffic and bike activity could lead to soil erosion and degradation, further harming the delicate balance of the park's environment. Furthermore, the proposed mountain bike track raises safety concerns for park visitors. Mountain biking is an inherently risky activity, particularly on challenging terrain. Introducing such a track into a public space where individuals of varying skill levels and ages frequent could result in accidents and injuries. Moreover, the noise and speed associated with mountain biking may detract from the peaceful atmosphere that many park-goers seek to enjoy. Additionally, the construction of a mountain bike track could negatively impact the accessibility and inclusivity of the park. Not everyone in our community may have the physical ability or desire to participate in mountain biking activities. By prioritizing the interests of a specific recreational group, we risk excluding others who may prefer more passive forms of outdoor enjoyment. It is crucial that our parks remain welcoming and accessible to people of all backgrounds and abilities.</i></p> <p><i>I urge you to reconsider the decision to proceed with the construction of a mountain bike Node at Charonia Park. Instead, I encourage the construction of the Node well away from houses, preferably out in the Gngara Pines. Thank you for considering my objection. I hope that together we can work towards a solution that benefits everyone while preserving the integrity of our beloved park.</i></p> <p><i>Sincerely, [ - - - ]</i></p>
<b>Charonia</b>	<p><i>Unfortunately the park is already over resourced. With soccer training (3 or more afternoons during the season) and games, dog walkers and other recreational uses and associated noise and limited parking availability the strain on residents is high. Kids are already out of control with e-bikes and scooters and I don't want to imagine what it will be like with a bike trail. Furthermore while the proposal states trees won't be cut down, the added noise and activity will harm wildlife which is already struggling in the City. Consider upgrading the already existing facilities at Triton park.</i></p>
<b>Charonia</b>	<p><i>I am totally against the proposal as it will ruin an absolutely beautiful part of a park , I use the park everyday and love the serenity and ambience , I move to Mullaloo in [ - - - ] , an totally enjoy the amazing park ,</i></p>
<b>Charonia</b>	<p><i>Charonia Park Bike Node. The local kids would love it. As a regular dog walker for the last [ - - - ] years, I find the park harder to use as a community meeting place because of the expanding soccer training clinic. the proposed bike node will make it even more congested. The soccer clinics will need to be split with another park so that there is still room for local families and dog walkers to continue to enjoy the social aspect of the park. This would be a good idea even without the bike node, as the clinic draws many kids from a wide area along with their waiting parents. Space for other activities is becoming very restricted. Another likely problem will be increased bike and e scooter traffic in the surrounding streets and shopping area car park, along with the lane between the church and child care. I hope you can please everyone, but the main emphasis should be on the local community's access to the park.</i></p>

<b>Charonia</b>	<i>This is an excellent initiative that will provide much needed, professionally built facilities for young people. It will also discourage young people from digging their own unsafe trails and jumps in unsuitable locations.</i>
<b>Charonia</b>	<i>Fantastic idea to keep young people active, but please DO NOT cut down any trees. That's one of the main draw cards this area, topography and the lovely old trees large trees. If you can make it work around the existing trees, do it.</i>
<b>Charonia</b>	<i>CHARONIA PARK Dear [ - - - ] , We are writing to express our strong objection to the proposed installation of a mountain bike trail node in the park adjacent to our school and residential area, Charonia Park. As concerned members of the community, we believe that such a development would have significant negative implications for both the safety and tranquillity of our neighbourhood. Charonia Park also serves as a sports oval extensively used by the school children during the week, as well as for various junior and adult sporting activities over the weekends. The park serving as an essential recreational space for our community, offering opportunities for exercise, leisure, and social interaction. First and foremost, the park serves as a vital green space for residents, especially children in our area, who most of them attend the nearby Mullaloo Heights Primary school. It provides a serene environment for relaxation and recreation, away from the hustle and bustle. Introducing a mountain bike trail would undoubtedly disrupt this peaceful atmosphere, potentially leading to increased noise levels and disturbances throughout the day. Furthermore, the safety of park users, particularly children, must be given the utmost priority. The installation of the trail brings with it inherent risks of accidents and collisions, especially considering the diverse range of park visitors, including families with young children and elderly individuals. Given the proximity of the park to our school, there is a genuine concern that increased mountain bike traffic could pose a threat to the safety of students during school hours and recreational activities. Especially as there is no viable way for the trail to be policed for its intended use by the council. It will likely end up being used by electric scooters, skateboards, etc, which will only increase the risk of an unsafe environment. Moreover, the introduction of a trail could result in the deterioration of the park's natural landscape and ecosystem. Construction work associated with the trail will lead to the destruction of trees and other vegetation, impacting the biodiversity of the area and diminishing its aesthetic appeal. In addition, the Mullaloo demographic ratios do not support the installation of such a trail, with the % of residents under the age of 30 being a smaller proportion of the other age groups. Instead of investing resources in the construction of a mountain bike trail node, we urge the council to consider alternative measures that would enhance the park's existing facilities and amenities. This could include improvements to walking paths, additional seating areas, and the preservation and restoration of green spaces for recreational and environmental purposes. In conclusion, WE STRONGLY OPPOSE the proposed installation of a mountain bike trail node in Charonia Park and urge the council to reconsider this decision in light of the concerns raised by members of the community. It is imperative that any developments within our neighbourhood prioritize the safety, well-being, and environmental sustainability of residents and park users. Thank you for taking the time to consider our objections. Regards, [ - - - ]</i>
<b>Charonia</b>	<i>This sounds like a great idea that will give many kids and teens some active and fun ways to stay busy.</i>



<b>Charonia</b>	<i>Re charonia park facility PLEASE PLEASE PLEASE consult with us about the actual design of this facility. I take my kids to brand new facilities in neighboring locations inc joondalup and Stirling Shires and they are bored of them at ages 5 and 7! The kids that do use them have to deviate completely from the intended use in order to derive what they are looking for. It would be a great shame to spend money to end up with a less usable facility. Each school holidays I facilitate bike activities jumps and the like in the immediate surrounds of this park for local kids to keep them off the street and keep them interested. We call ourselves the "Mullaloons" the kids are from 5 to 15 and its a great little community of about 20 local kids. We manufacture our own jumps of wood and search for safe locations to utilize them. This initiative has the potential to be an amazing resource to these kids and PLEASE CAN I ASK THE APPEOPRIATE PERSON to get in contact? [ - - ] [ - - ] . Per Mulalloons. I am in contact with the respective parents. We have discussed this and have constructive and respectful suggestions. Realistically conomical ones. Please allow us to be involved in the process. Much appreciated [ - - ]</i>
<b>Charonia</b>	<i>Brilliant initiative give the teenagers more to do</i>
<b>Charonia</b>	<i>Thank you for the opportunity to feedback and comment. As a local home owner and user of Charonia Park I am strongly opposed to the placement of the proposed Urban Bike track in that park. There are a few reasons: 1. I feel that is will destroy the natural beauty of the park area. The proposed area is such a peaceful and tranquil area that overlooks the rest of the park. We regularly walk through this area instead of using the path due to this feeling we get when walking through. It has been there for a very long time and has become a wonderful entry point and lead in to the larger ground of the park. 2. This area is also utilised by weddings and photo opportunities by many from within the local area and outside the local area due to the explanation above and the natural type amphitheatre on the southern end of this area. 3. Our part of the suburb already has a lot of extra traffic passing through either to access the 24hr shopping centre and as a alternate / shortcut through to Mullaloo Drive, Mullaloo Beach, Whitfords Shops via Ocean Reef Road and Marmion. On Perriwinkle this is already an issue with the speed that traffic drives along it. I believe this will increase traffic and traffic issues and increase traffic dangers in our suburb and local streets. 4. I believe this proposed facility will also increase the amount of anti social behaviour in the specific location and within the surrounding suburb. I am particularly aware of houses directly opposite and adjacent that will have a spill over of this type of behaviour. Just as some public take wide births away from public skate park facilities I believe this will cause the same issue and issues if built within our local area. 5. The reason we purchased this area was due to the peaceful and wonderful Periwinkle park and Charonia Park that is closely accessible. I believe that this will change, and not for the positive, if this installation is built in this location. With Charonia Park being the opposite to peaceful especially in that area where the proposed track would be but will also spill over to the natural bush area at Periwinkle Reserve. The Park in Ocean Reef (Mirror Park) is a better option with already designated parking, skate park and area for an Urban Bike trail as proposed at Charonia park. This is also further away from residential housing helping to minimise the impact of anti social behaviour.</i>

<b>Charonia</b>	<p><i>I have several concerns with the Mountain Bike Node proposed for Charonia Park (Mullaloo). * I believe the proposed track would harm the amenity of the residents who live near the park and especially those opposite on Scaphella Avenue and Charonia Road. If the facility were to prove very popular then excessive noise, littering and traffic problems could result. If there were very few users then a lot of money would have been spent to ruin a nice view. In short, the proposed site is too close to several houses. * I note that the proposed track would use the natural slope of the area to give it a downhill characteristic. My house is [ - - ] [ - - ] [ - - ] [ - - ] [ - - ] would become a gathering point with the associated problems of noise, littering, traffic, etc. * The suggestion is that the node would only be used by human-powered bikes but with the proliferation of electric-powered bikes &amp; scooters significant numbers of the latter two would likely be used. The acceleration and other characteristics of electric units are incompatible with human-powered bikes. * The age range of the target user group (11-25 years) is also of concern. A mix of these at one time could result in collisions and thus injuries because of their different abilities. * It seems illogical to put the track within sight of the Mullaloo Heights Primary School where students are mostly under 12 years old and expect them not to use the facility. It would be much better to put this type of track near a high school. * There is a playground for small children very close to the southern end of the track. The park is also extremely popular with dog walkers (off-leash is allowed). In the information provided, there is no mention of fencing to separate children &amp; dogs from mountain bike riders. * Also, from experience, it is highly unlikely that signs would perform the task of policing the use of the track. Nearby residents and other park users should not be expected to take on this role. * Insufficient information has been provided on this project. Would the track be fenced off to separate the different park users? What is the estimated cost to ratepayers (after grants, etc.)?</i></p>
<b>Charonia</b>	<p><i>I think the new toilet facility for Gibson Park would be of a great benefit to those using the park. I do not support the Urban Bike Trail for Charonia Park Mullaloo. The reasons below outlined: Many and myself use it as a dog exercise and leisure area. When it is used for other sport activities the park would not be available to use for any other activities as the proposed area would take up remaining leisure area. Many species of birds and wildlife habitat and visit the park and this area. It would be extremely upsetting if birds no longer visited as is this case in alot of urban settings with overcrowding and removal of habitat. It may certainly create noise and social issues after dark as many houses surround the park, impacting unfairly on residents. As well as it being unsitely. It would make the area look ugly and create hotspots for the park and area. According to the picture supplied a great amount of area would be taken and trees removed to supply the bike parks needs. I realise every good intention is to not remove trees but I don't see how the bike trail would be put in place if no trees were removed. I hope that the bike park is not put in Charonia Park, it would be better suited to another park.</i></p>
<b>Charonia</b>	<p><i>THESE COMMENTS ARE FOR CHARONIA PARK, NOT GIBSON PARK AS INDICATED ON PREVIOUS PAGE 1. Concerned people will park on Scaphella avenue if Charonia park car park is full. New trees have recently been planted on the verge and I'm concerned that people will park in between them. Would it be possible to have NO PARKING signs on the verge that the news trees are planted. 2. Will the toilet facilities be open at Charonia park? Currently they are always locked and I have never seen anyone use them? 3. Will there be restricted hours of use so the residents directly opposite won't have people using it late into the night? Hopefully floodlights won't be provided so that when it's dark, people will go home.</i></p>

<b>Charonia</b>	<i>This proposal will cause very serious problems of safety for young people and motorists in the vicinity. This is because Scaphella Avenue, along which Charonia Park is aligned, is a busy road, especially at times when the proposed users of the park are likely to be there - late afternoon, after school and weekends. The intersection of Scaphella Avenue and Meridien Drive already has a large number of teenage bike riders and scooter users using it, with very busy traffic at the times mentioned above. In addition, the shops at the bottom of Scaphella Avenue are also very busy in the afternoons and weekends and large amounts of vehicles will then head up the road when exiting the shops, putting park users at risk as they enter or leave the park on scooters or bikes.</i>
<b>Charonia</b>	<i>I think its wonderful the City of Joondalup is providing safe places to exercercise learn skills in a controlled area and enjoy the environment.</i>
<b>Charonia</b>	<i>Great idea.</i>
<b>Charonia</b>	<i>The Charonia Park area is peaceful at present with only the sound of laughter from children playing and going about their supervised outdoor activities. Occasionally the whole park area is required for the School Fete which is a pleasure to watch. Charonia Park is a designated dog walking area and is shared by the school. During outdoor school hours the area designated for the bike track is used more often by the public walking their dogs so not to interfere with school activities. Beautiful birds live and breed in the proposed designated bike area. We've already losing thousands of birds each day in Australia with green wind turbine installations throughout our countryside. We must leave the birds along in this area. Sunday afternoons between March and September belong to our Joondalup Football Club which has gone down very well over the last 10 years. We don't need a bike track as well.. The BMW Bike Track will encourage commercial activities that are not wanted here and will spoil our lovely peaceful park that will be spoilt if it gets approval? Litter associated with the kids and people that the bike track will bring will need to be cleaned. I'm for ever picking up litter up each day as it is.</i>
<b>Charonia</b>	<i>Charonia Park is a popular dog walking park and we already have issues with dogs and scooters ie teenagers tearing around the park and deliberately winding up dogs for their own entertainment! I feel that the addition of a bike (node) park will likely exacerbate this kind of issue. My main concern however is the age group that you are proposing will use this facility (up to 25years old-seriously?). Whilst, I have no objection to supervised children using a bike riding facility. Unsupervised teenagers is a completely different scenario. There are many houses on Scaphella Avenue directly opposite the proposed site (literally metres away from it!) who would be greatly affected by excess noise and potential anti social behaviour if this goes ahead. How will this area be managed? Will there be a fence around it? Will it be locked after hours? (not that a fence will stop people getting in or out of it) Who will Police it? This is a terrible and poorly thought out residential location. Please reconsider!!!</i>
<b>Charonia</b>	<i>I think the Charonia mountain bike track would be a very healthy addition the area. Strongly agree to the addition of some man made wooden features to ride along to practice balance and also some wooden drop off's. The terrain would make for a fantastic track. Look forward to hearing more about this in the future and me and my children riding it once it's complete.</i>
<b>Charonia</b>	<i>My concerns regarding the urban bike trail in Charonia Park are: the trail is close to a liquor store and alcohol access, increase of noise with people hanging around the area late into the night, an increase of crime in the area, more traffic down Scaphella Ave which is already very busy, increase of bike riders on the street- this is already an issue with people riding down the middle of the road down the hill, I use this area to walk my non social dogs, lack of policing of activities at the bike trail</i>

<b>Charonia</b>	<i>The proposed use of Charonia park as a mountain bike track i feel is a waste of local resident funds. The most successful facility recently built in the area was the skate board park at Mirror park. This is both well used and provides good opportunity for both parents and children to enjoy a healthy and enjoyable sport, with good access and well maintained facilities. Why would digging up the trees and causing disruption to the school at Mullaloo heights provide us with a useful project. The local children use hybrid scooters and push bikes that are capable of excessive speeds and would endanger both themselves and local residents should such a track be built.... I am sure the residents in the street next to it would feel that noise pollution, conflict with local traffic and safety would provide us with a red flag to not proceed with this proposal.</i>
<b>Charonia</b>	<i>We think it is an absolutely fantastic idea to keep kids and teens busy participating in physical activity that is going to play a hugely positive contribution to their physical and mental health in all the years to come. Triton park in Mullaloo is long overdue for an update also.</i>
<b>Charonia</b>	<i>KEEP YOUR HANDS OFF [---] OUR PARKS [---] WE HAVE BEEN MULLALOO RESIDENTS AND RATEPAYERS FOR ALMOST THE [---] YEARS AND WE STRONGLY OBJECT TO AN URBAN BIKE TRAIL BEING CONSTRUCTED CLOSE TO OUR HOME IN CHARONIA PARK. WE OBJECT TO OUR HARD-EARNED RATES AND TAXES BEING USED TO FUND A PROJECT FOR A MINORITY GROUP AND BELIEVE THAT THE PARKLAND SHOULD BE FOR EVERYONE TO ENJOY. WE ARE CONCERNED ABOUT THE NOISE FACTOR, THE TRAFFIC FACTOR AND THE POSSIBILITY OF ANTI-SOCIAL BEHAVIOUR BEING BROUGHT ONTO OUR DOORSTEP. HOW WOULD YOU LIKE THIS ACROSS THE STREET FROM YOUR HOUSE? WE ARE ALSO DEEPLY CONCERNED THAT THIS WILL DEVALUE OUR PROPERTIES WHICH WE HAVE WORKED HARD FOR IN THIS LOVELY AREA. WHAT ABOUT THE CHILDREN WHO WALK TO AND FROM THE PRIMARY SCHOOL HAVING TO NEGOTIATE AROUND 11-25 YEAR OLDS WHO CLEARLY FEEL ENTITLED AND HAVE NO RESPECT FOR ANYONE IN THIS DAY AND AGE? WHAT ABOUT THE PEOPLE WHO EXERCISE THEIR DOGS? THERE ARE MANY OPEN SPACES IN THE NORTHERN SUBURBS FOR THIS TYPE OF ACTIVITY AWAY FROM RESIDENTIAL AREAS. THERE IS BUSHLAND JUST A SHORT DISTANCE AWAY IN PERIWINKLE RESERVE. THERE IS OPEN SPACE ALONG OCEAN REEF ROAD IN WOODVALE WHERE THIS TYPE OF ACTIVITY COULD BE BUILT AWAY FROM RESIDENTIAL HOMES. THERE IS ALREADY AN EYESORE OF A SKATEPARK IN MIRROR PARK. CAN THIS NOT BE COMBINED WITH THAT?</i>
<b>Charonia</b>	<i>I think this is an amazing idea! The one thing I would like though is for the track to be brown gravel instead of asphalt. The best man made tracks are the ones which don't feel like they're man made. This would also ensure the natural beauty of the area is maintained.</i>
<b>Charonia</b>	<i>I feel that it would be a great addition to the local area.</i>
<b>Charonia</b>	<i>I strong support these facilities as I have a Yong family and extended family that live in the area.I would love to see them get use out of there sporting facilities. I also believe that these places are important to have for our young people, so they have a positive and active place to go and feel they belong and meet in person with there friends.</i>

<b>Charonia</b>	<i>Charonia park is used by many local people for dog walking, children's play area and general enjoyment. The treed area proposed for the bike trail is the main sheltered area we use in hot weather and is also available to walk dogs through when school or sports groups are using the main oval. We do not want this lovely park spoiled by bike tracks nor do we want lots of 11-25 years olds hooning around destroying the quiet pleasure of the park. Mullaloo is a quiet safe neighbourhood, having large numbers of young people attracted to a quiet park will make the area noisy and impossible to walk dogs safely. I am also worried the young people will be hanging round a currently safe primary school, kindergarten and children's playground. So many young people from outside the local area may result in increased vandalism at the school, local businesses and homes. There is minimal parking for people attending this facility - the car park that is at Charonia Park is usually full on Sundays when church services are on at North Church and on Sat or Sun afternoons when there are soccer matches on. These are also likely to be the busiest times for the bike trail. Mullaloo is full of dog lovers who enjoy the quiet of our suburb. I have lived and paid rates in Mullaloo for [- -] years and have stayed here so long because of the beautiful peaceful surroundings. Please don't impose this facility on us as it will significantly impact our wonderful lifestyle. There are many other more suitable places to build this facility such as Kallaroo park, towards the Marmion Av end, Gradient Park or other parks that are not right in the middle of residential areas. Also, I question why another facility of this type is needed as we already have the skate park at Mirror Park.</i>
<b>Charonia</b>	<i>This is a great idea. Thank you for investing in to our community. What I would like to mention is that there is an old and worn out bike track at Triton Park, Mullaloo. Is there any appetite for refurbishing this track; to be honest, the bike track and park itself is run down and in need or some attention.</i>
<b>Charonia</b>	<i>I don't think it would be a good idea in a comparatively peaceful place, surrounded by quiet streets and young children at the local primary school. It is bad enough having a bike path outside the Mullaloo surf club where they race through with no regard for elderly pedestrians or young children trying to access the beach from the car park. From my observations there would be no consideration regarding other people when they are speeding around.</i>
<b>Charonia</b>	<i>I strongly oppose having the mountain bike track as it would bring in anti social behaviour and drug use and transactions as I have witnessed with several others at the ocean reef skate park. My kids do go the the Mullaloo Heights Primary school and i believe it would get vandalised, rubbish being left behind, after reading the information, there is no mention on lighting, what time the park would be closed..... and no mention of CCTV or monitoring of the site. Looking forward to hearing from you on how you would address the above issues to make our family, kids safe, and school and park be a safe space.</i>



<p><b>Charonia</b></p>	<p>We are owner occupiers at [---] , Mullaloo. Charonia Park,[---] , has always been quiet and peaceful, with the view of the trees and the sound of the birds to enjoy. The intended bike park is very close to the pavement and therefore residents, across the standard, reasonably quiet, two way road. Our house is [---] [---] [---] [---] [---] of our house (different to our neighbours) [---] the park and [---] the park carpark. [---]. We feel that this project is likely to have the most impact on us, given these factors, and therefore our concerns should carry considerable weight. We strongly oppose a bike development for the following reasons:-----</p> <p>----- Noise: Bikes are not entirely silent and are prone to rattling, clanking and impact noises from technical jumps, as well as riding on intended new rocky paths. While not excessively loud, these noises can become annoying if the activity is prolonged or during hours of darkness. We already do hear the kids playing basketball next to the Park carpark at all hours. I think it inevitable that some users will use electric bikes, even if prohibited, which make an audible whizzing noise, which would be enhanced in numbers together.-----</p> <p>----- Teenagers/young adults are likely to gather, and loud laughter and talking of these (unpredictable)size groups, at times, will definitely carry, as will cheering on and jubilant shouting. You have already stated that you want to encourage people to gather by providing seating. Teenage kids often bring Bluetooth speakers for music and it is in their nature to play it loudly. These age groups enjoy making noise, and that's great, but we shouldn't be expected to live with it so close to us! In addition, the proposal does not provide reference to any professional noise studies/reports/information/recommendations to the residents that may assist in making any determination in relation to noise. People who are shifts workers may be adversely affected by such activities. The potential to invite unintended electrically motorized bikes or similar is far too great.-----</p> <p>----- Hours of operation: As Charonia park (and other local parks) have no restriction on hours of operation, the project has failed to inform the residents what the hours of operation for the bike track shall be. Bikes are easily equipped with their own lighting at night and so can ride at any time. Anti social behaviour: The intended age bracket for the project, including older teenage kids and 20 something's, have the potential at times to drink alcohol in social meeting places, like the bike park will become. Even if this is prohibited, I really doubt this will be enforced. This can lead to general bad behaviour and smashing bottles near in the park or across the road on our property. The two parking areas (Charonia park carpark and True North Church car park) already attract an unacceptable level of antisocial behaviour (including hooning) evident from the tire marks and portable council monitored CCTV cameras that have had to be deployed at the park. Providing further reason for juvenile elements to congregate in the area will result in further antisocial behaviour. The proposed track for Charonia park is only a few meters from a liquor store outlet that remains open till 10:00PM and a 24 hour convenience store.-----</p> <p>----- Property valuations: A future buyer is likely to see the bike park and question the noise and teenage/young adult group congregation problems it may cause. Any government land administration urban development change that may impact the property value of private residents should take this into consideration. The project has not provided any studies/reports/information/recommendations in relation to any potential impact to private residence valuations.-----</p>
------------------------	--

	<p><b>[continues]</b></p> <p><i>Litter: We are already subject to plenty of litter from food wrappings that blow in from the park. Encouraging more people will only increase the amount of litter on our front garden, as unfortunately not all citizens care about correct waste disposal. -----</i></p> <p><i>----- Child exposure: Many young kids enjoy the playground very near the intended site. A congregation of groups of older kids/young adults will expose them to potential smoking, loud music, foul language, and accidental injury.-----</i></p> <p><i>----- Park beauty: By eliminating grass to make way for bike tracks, jumps, more seating and signage, the simplicity of our park nature and view is adversely changed. We would also oppose fencing being put in for these reasons. Unspoilt green space to view and walk on is good for the soul. The park is already used for many purposes, as you have stated, and is not big enough to accommodate this project without an environmental compromise. Wildlife: The proposed area for the track in the park is home to many varieties of native bird that frequent the trees in large numbers. There is a potential for disturbances to these birds. Pet disturbance: Dogs are usually aware of unusual noises in close proximity to their homes and will react accordingly.-----</i></p> <p><i>Policing/Supervision: The proposed activity appears to be unsupervised, relying on participants to use the facility in accordance with unknown rules. The ability for authorities to Police activities at the location may be limited if those activities are conducted in an area specifically created for that activity and the noise level is reasonable for that activity. The project has not provided residents in the area with any information/recommendations in relation to track facility rules. -----</i></p> <p><i>----- Even though these issues might not be there all the time, no one can control when or how often they may occur and given we live [ - - - ], it is very concerning for us. In conclusion the idea of providing this kind of activity for the proposed age group has some merit but it should not occur at the expense of a few residents who have until now enjoyed the peace and tranquility of the park. The location therefore should be carefully chosen to minimize potential problems in a new concept of this type. Please choose another venue which is further away from residents!</i></p>
<b>Gibson</b>	<p><i>Gibson Park has regular visitors from young children to retirees and plenty of dogs. The introduction of a bike trail would have a significant impact on these current users. It will also bring more illegal motorised bikes/dirt bikes into the park - rangers and police have attended over the past couple of months due to the disruption these vehicles cause with noise and also chopping up the park. Regarding the proposed addition of a toilet, the park is quite small and the majority of users are local to the area. A toilet facility would attract an unsavory clientele.</i></p>

<b>Charonia</b>	<p>"I am a long term resident of Mullaloo and also a [ - - ] at a northern suburbs primary school, a job I've done for [ - - ] years. In my experience, the proposed bike trail is a mistake so close to a primary school as young people/adults will inevitably spill out of the bike trail area and damage/vandalise the primary school, set bins on fire, leave rubbish around and return during the night drinking alcohol and making noise. This is not what Mullaloo residents want happening in this area. My main concerns are:</p> <ul style="list-style-type: none"> <li>•Vandalism and damage to school property caused by unsupervised young people/adults using the park adjacent to Mullaloo PS, eg hypodermic syringes and other drug paraphernalia left around, litter from take away food and drinks, used condoms, cigarette packets/butts, damage to oval and school property.</li> <li>•Increased costs to council and community - the council will no doubt provide extra litter bins but some of these will be set on fire, leaving them melted and creating fire hazards. Damage to the oval and school property will need to be repaired.</li> <li>•Likely increase in crime, graffiti, break-ins etc with groups of older children and young adults coming into this safe and quiet neighbourhood.</li> <li>•Safety of young children in the primary school, using play equipment etc with older children, especially on bikes and unsupervised, hanging around.</li> <li>•Safety of older residents going about their business, dog walking etc with numbers of older children, especially on bikes and unsupervised, wandering around the neighbourhood</li> <li>•The area will become a 'no go' area for dog walkers and their pets as some dogs are very reactive to bike/skateboard wheels etc.</li> <li>•No opening/closing hours meaning the facility will attract kids at all hours of the day and night. The bike trail is also expensive and unnecessary. The money could be utilised for more necessary things for the community. There are very few kids riding around on bikes in Mullaloo so no evidence they are currently congregating and causing trouble. The Consultation process is too short and is insufficient time for a project with such a major impact on our suburb. There are no discussion forums planned to explain why this project is needed, why it should be located in a quiet residential area or whose idea it is. Only people living within 400 m of Charonia Park received the letter and map from council. The park is used by a much wider range of people so consultation should at least include all of the areas of Mullaloo bounded by Dampier Ave, Ocean Reef Rd, Marmion Ave and Mullaloo Dve. The map showing the extent of the bike track and how much of the park it is proposed to take up is not available on the website and is conveniently missing from the single piece of signage placed in the park. This means people are unable to visualise the extent of the proposed facility and the amount of park that would be lost to this project. I assume these process flaws are intentional, to minimise likelihood of people understanding what is proposed and commenting. Just because you have money to spend doesn't make this project the right one for our suburb.</li> </ul>
<b>Charonia</b>	Happy to support this. Will be great a great addition however I would hate to see any of the trees removed to accommodate this.
<b>Charonia</b>	Always good to have outdoor activities for young people
<b>Charonia</b>	Please put it in - will be great for the kids especially after school. Will stop destruction of nature where the kids "build their own" jumps.



<b>Charonia</b>	<i>I'm a resident of [ - - ] years and am supportive of this proposal with the following considerations: 1. You mention in the flyer that the mountain bike node will be asphalt or gravel and the pictures show black asphalt. As someone who enjoys off-road riding, it should be dirt/gravel. If asphalt is required to mitigate rain damage or on berms, it should integrate with the colour of the track/landscape i.e., not black. 2. Technical elements (jumps, rollovers, drops etc.) should consider various levels of experience but should cater for the many rather than the few i.e., green and blue rather than black (Lake Leschenaultia MTB Trails has a good balance). 3. The track should be designed for mountain bikes only, such that it's impossible to ride a skateboard, scooter or e-scooter on the track. Mirror Park skate park caters for these already. 4. Have you considered installing solar lighting so the track can be utilised in the early morning/evening up to a certain time? In the cooler months, when it's nicer for biking, the days are shorter. 5. There is currently limited parking at the top of the trail (corner Charonia &amp; Scaphella) - has this been considered as I expect some people will be parking all over the verges/footpaths. 6. We would expect that an antisocial behaviour camera be installed for at least the first 6 months after opening. I'm sure other residents will support this. The recent installation of a camera near the park has deterred the carpark hoons. 7. Why not replace/upgrade the existing pump track at Triton Park? It is next to useless and is falling apart. Was this considered rather than creating a new track at Charonia Park? 8. Timeframes - there is no mention of timeframes. Can you provide indicative timeframes for the commencement and completion of construction please?</i>
<b>Charonia</b>	<i>Hello, Firstly, any project or infrastructure that provides an avenue for children to maintain healthy and active lifestyles is a must! We frequently use the Ocean reef skate facility, primarily this is orientated towards skateboards, scooters. This park does become congested frequently, many users are on BMX/ Mountain bikes, thus having more local options for bike riding would be amazing! It would help reduce congestion at the skatepark and provide a more "bike" orientated option for users. Currently I ride mountain bikes and often drive to Camel farm or goat farm, obviously these BMX and mountain bikes nodes are not huge parks but will provide brilliant options locally for "older and younger" users to practice skills and exercise without the need to drive 1hr-1.5hrs across Perth. Both my children would frequently use any of the proposed options. I've used the Fremantle Booyembarra park on several occasions, this is a small but amazing facility. This place is often bustling with mountain bike enthusiasts and young children alike. Seems to be a very successful use of funding and option for a broad spectrum of local and non local users. Any local options that encourage children to move away from screens and be active is always a step in the right direction. My family strongly support these projects moving forward! [ - - ]</i>

<b>Charonia</b>	<i>I have lived in [ - - - ] for over [ - - - ] years. The proposed mountain bike track is located [ - - - ] [ - - - ] my house. I strongly object to and oppose the proposed new mountain bike node in Charonia Park Mullaloo for the following reasons: - the proposed track is too close to the houses in Scaphella Avenue and Charonia Road and will harm the amenity of the residents in this area. The track will create noise and disturbance which will affect everyone living nearby. - the safety of the local children attending Mullaloo Heights Primary School located in Charonia Park. Many young children walk across the park to and from school. The proposed bike track is located where the children traverse the park. A child could certainly be injured by a fast moving mountain bike or electric scooter or any other type of motorised vehicle that will be used on the track. - the beautiful park will be ruined by the addition of an asphalt track. I thought the City of Joondalup wanted to increase the amount of trees and greenery in our suburbs. This proposal totally goes against your promoting a green environment policy. - Anti social behaviour - there is already a problem in Charonia Park with youths riding off road motorbikes throughout the night causing disturbance to local residents. This proposed track may encourage even more anti social behaviour and vandalism to our lovely park, it's facilities and primary school - the park is home to native wildlife such as blue tongue lizards and nesting birds, they will be severely impacted if their habitat is destroyed. - the mountain bike node will create increased traffic problems in Scaphella Avenue. This is a safety issue as the verge will be used for parking by people accessing the bike trail. Vehicles park on the verge of Charonia Park in Scaphella Avenue already at weekends due to the sporting events held there. - there is a playground located in the park very close to the proposed track. Fast moving bikes/scooters and other motorised vehicles may cause injury to small children who may wander on to the track. - Charonia Park is used by many dog walkers, off leash is allowed in the park and dogs may be hurt by speeding bikes/scooters on a track. - the value of our property will be de valued if [ - - - ] [ - - - ] [ - - - ] Charonia Park is changed due to a mountain bike track being built [ - - - ] [ - - - ] [ - - - ] and the associated noise and anti social problems that will come with it. - will the City of Joondalup be liable for any potential public liability claims if someone is injured using the track? Please can the City of Joondalup choose a more suitable area for a mountain bike node that is not close to houses, where residents will not be disturbed and their enjoyment of their peaceful and beautiful park will not be changed.</i>
<b>Charonia</b>	<i>Build them all, very much needed and will add so much value to the community.</i>
<b>Charonia</b>	<i>Nice elevation profile for a track to tax your fitness. However you will get attacked by Magpies without fail in Spring. Will be worse with bikes zapping through the middle of their breeding grounds. And this is not just one bird but lots. You would need to close the track for spring or move the Magpies. Just something to think about or manage.</i>
<b>Gibson</b>	<i>Gibson Park is a small, almost boutique park, largely used by local residents. It is family and pet driven, with very young children with their parent/s, through to older residents. Pet walking, exercising, socialising, basketball, tennis wall and children on swings, dominate park usage. The pump track for BMX riders would impact heavily on the current park users, attracting a younger age set and in my opinion, severely impacting upon the amenity of existing park users. I think that a BMX pump track is far better suited to a much larger park facility, where it can be situated with little impact upon other facility users. Gibson Park does not need a toilet facility. The vast majority of park users are local residents who live nearby. It is well documented that park toilet facilities can attract nefarious characters and it is simply unnecessary in such a small, boutique and heavily localised park.</i>

<b>Charonia</b>	<p><i>The proposed plans for the Mullaloo site are not in keeping with the area and will only be a waste of taxpayer money for several reasons; - You will effectively be damaging a perfectly fine mixed-use park and a perfectly functional green space in a time when we are trying to save our green spaces. Tarmac does not belong in a park, nor does what will become a race track for youths with motorised vehicles and rarely, if ever, used for its intended purpose, especially if asphalt is used. The existing landscape and grass surface is perfectly fine for riding a mountain bike on as it is in its current state, I did it for many years a child growing up there myself. - This will increase the likelihood of antisocial behaviour, property damage and attacks on children attending the local primary school. Why on earth would you want to attract 25 year olds to hang out at a park in line of sight of a primary school? Maybe next we can have a nightclub, a pub and a brothel at the local shopping centre too? Right next to the daycare and the church sounds like a great idea... - The location should be somewhere near or adjacent to a high school, possibly Ocean Reef high school, the new marina development at Ocean Reef or St Marks in Hillarys but not a chance of you suggesting that happen near the more affluent parts of the City of Joondalup. - The majority of people supporting this plan live a long way from the site and will not be affected by the noise, vandalism and anti social behaviour that this will attract, they will also all drive to the facility and create further health and safety issues as people will be parking on the verge to access the trail (this is already an issue with the church on Sunday mornings as people park the entire length of Charonia Park on Scaphella Ave due to there being insufficient parking in the area already. - Nesting birds and other wildlife will be impacted by the destruction of their habitat. - The fanciful thought that people will move from node to node is one of the most ridiculous notions that I have heard in a long time, are you that out of touch with how kids behave that you think they will plan a day travelling between these nodes as it was presented to us in your plan? The only way this would even be remotely possible if it was a parent planning a day driving between the facilities which negates the whole purpose of providing places for kids to be "active" and just promotes more traffic, pollution, and unhealthy lifestyles in general. - No mention has been given to sound monitoring levels for the houses closest to the race track. - Property prices in the immediate vicinity will be negatively impacted - Drug paraphernalia including used needles will absolutely be left in the area and children walk directly through that area to and from school. It will only be a matter of time before this results in a child handling a used syringe and would anyone on your council want that on their conscience? While I understand my concerns will most likely fall on deaf ears and this is already a done deal so that you can spend the money you have been allocated or risk losing future grants, I would hope that these concerns are given serious consideration before you go ahead and send in the machinery to destroy what is one of the last truly peaceful parks left in the area. Thank you</i></p>
<b>Charonia</b>	<p><i>"Good afternoon, I would like to let you know that we have some concerns about the proposed Urban Bike Trail Project to be constructed at Charonia Park in Mullaloo. Our concerns are based around the additional use the park will receive due to the bike trail construction, the amount of younger people a park like this will attract to our community and the side effects of this, the current lack of parking for a facility like this and the close location to the primary school. •</i></p>

Charonia	<p>I strongly oppose the proposal for a new mountain bike node at Charonia Park Mullaloo because: The park is unsuitable for such a facility as there are houses located very close to the proposed track site. The track will change the park which the residents have enjoyed for many years. We moved to our house in [ - - - ] in [ - - - ]. We chose to live here because the house is [ - - - ] this park with its lovely views. We don't want [ - - - ] [ - - - ] an asphalt track and man-made structures as detailed in your information leaflet. Charonia Park has always been enjoyed by the local residents because of the well maintained grass areas and mature trees that provide much needed shade in our long hot summers. There is an abundance of birds and native wildlife in the park. The parkland should be left as it is and everyone can enjoy it without the worry of youths and adults speeding around the park disturbing the peace and tranquillity of the area. The track will bring anti social behaviour, vandalism and excessive noise to the area. There is not enough parking already for the people attending the local church and the soccer matches played at weekends. The track is for young people between 11 and 25, how is this going to be managed? The children attending Mullaloo Heights Primary School are too young to use this track. The location of the track is also where the school children run around the perimeter of the park for their cross country running training. House prices will be devalued. We have paid our rates to the City of Joondalup for [ - - - ] years and strongly object to such a change to our park. I note that even though this is a 'proposed' project, the grass in the park has not been maintained in the location of the proposed track and now has large dead patches. In all the years I have lived here the grass has always been kept green and maintained. It seems like the City of Joondalup is already preparing the park for this track even though it supposedly has not yet been approved! The mountain bike node should be located near a High School, not a Primary School. We don't want unknown youths or adults hanging around the young children at the Primary school.</p>
Charonia	<p>Thank you for the opportunity to comment on the proposed Mountain Bike Trail project proposed by the City of Joondalup that a proposed in Charonia Park. I strongly object to this proposal. Whilst it is maybe thought of as a wonderful idea for some people, I very much doubt they would be so inclined if it were across the road of their home. I am concerned about the environmental changes to the natural land, animals, birds etc and of additional noise aspect and traffic factors; along with the possibility of further anti-social behaviour being brought onto our Community. This proposal would undoubtedly disturb the very nature of this peaceful area, that residents have; like me, enjoyed for [ - - - ] years. Do you not think that having Five (5) areas for children and young adults is not overkill? * Charonia Park * Gibson Park * Lysander Park * Whitfords West Park * Mirror Park It is ludicrous to cater for a minority. I am not [ - - - ][ - - - ][ - - - ] against the young up-and-coming - but surely the Five (5) areas above is excessive? One minute City of Joondalup are planting street trees and the next laying rubberised flooring on perfectly good natural soil and altering the terrain which effects the environment. This just cannot be denied. It flabbergasts me: Who will monitor the area and that respect is given to the land or that rubbish is not strewn around the Park. Surely, there is a better area to be considered, as this is too close to residents where this is proposed. I wonder if anyone at City of Joondalup would like this on their doorstep?</p>

<b>Gibson</b>	<i>This facility would be welcome in this park if it is used by the proposed age group children. Will this facility be monitored for correct age group useage? . We have lived in this area for the [- - -] years and have not been subjected to any noticable antisocial behaviour! The proposed new Toilet facility will be a welcome addition to this well used park, how will it be cleaned and maintained? Thanks for the opportunity to comment on the proposed project</i>
<b>Gibson</b>	<i>This is a great news. Padbury needs this kind of upgrade for the young families in the area.</i>
<b>Gibson</b>	<i>I am all for anything that keeps children off the street and keeping physical. The only concern I have is older teens hanging around to make trouble and deal drugs, not sure what the answer is there</i>
<b>Gibson</b>	<i>As a resident that lives so close to Gibson park [- - -] and a regular user of the facility for the walking of the family dog.I have a great knowledge of the park,the proposed area to be used and the people and groups that use the facility. I believe the proposed toilets are a good idea considering the amount of people that occupy the park and it'll be a good addition for people gathering there dog walks and picnics.As long they are maintain correctly and secured in the afternoons to stop any homeless people using the park as a camp site. What I'm dead against is the proposed bike pump track considering it will attract undesirables, teenage hooligans to a quiet part of padbury wrecking the make up of the park that attracts families and dogs walkers from surrounding suburbs.I believe MacDonald park would be a better site for such project. Being more central to most young uses and other suburbs to benefit as well. Putting such a project in such quiet park would disrupt existing users,create a possible problem for the cemetery that is adjacent to the park.Also increasing criminal activity in the area in which these facilities are known to attract ie car break ins ect,driving up house insurance in the surrounding area in the process. I am not suggesting to kick the can down road for someone else to deal with but just to put it in a much suitable site set up more for such activities. Thank you for listening to my concerns and praise for a proportion of proposed project and hope you take in mine and my Neighbours Concerns. Have a great day.</i>
<b>Gibson</b>	<i>Strong support to increase sports facilities for our community.</i>
<b>Gibson</b>	<i>I. BELIEVE A BIKE TRACK WILL ATTRACT UNSAVOURY PEOPLE TO OUR PARK ,WILL ENCOURAGE DRINKING &amp; THE USE OF DRUGS AT ALL HOURS ESPECIALLY BY OLDER USERS ,NOT TO MENTION THE VASTLY INCREASED NOISE AND RUBBISH LEFT BEHIND FACTER ,I OFTEN PICK UP CANS ,BOTTLES &amp; TAKEAWAY FOOD BOXES NOW ,I CAN ONLY IMAGINE THE MESS WHICH WILL UNDOUBTABLY BE LEFT IF THIS FACILITY IS BUILT ,THE MONEY WOULD BE BETTER SPENT ON DECENT BARBECUE FACILITIES ALL THE FAMILIES IN THE AREA COULD USE AS THEY HAVE AT THE PARK IN NEWCOMBE WAY PADBURY.THANK YOU [- - -]</i>
<b>Gibson</b>	<i>As a resident living close to the park I do not want the only public toilet in padbury to be positioned in that park. It will attract unsavoury behaviour and currently the park is used by young families and I don't want that demongraphic to change. At present it is a very safe and family friendly park, as our children are getting older and want a little freedom to go to the park on their own I want to still feel like it is a safe enough place for that to happen.</i>
<b>Gibson</b>	<i>I think the pump track should be much further away from the playground. Giving the little kids and the bigger kids space.</i>
<b>Gibson</b>	<i>This will provide good use of facilities for the younger generation for outdoor activities</i>



<b>Gibson</b>	<i>I strongly oppose this proposed development for a few reasons: 1) The public toilet will encourage drug usage like the one in Macdonald Park. What additional security and safety to the residents will be provided? 2) This will create extra traffic and unknown persons in a quiet, safe, family neighborhood. There is already minimal parking with current things like dog training already disrupting local traffic. What security or additional traffic control would be implemented? 3) Most importantly, between the power substation, community center and community garden all implemented recently, there has been a drastic reduction in the usual area of the park for people walking their dogs or playing with children. As well as a drastic reduction in the urban canopy. In that park and the bushland behind there is a flock of our endangered Carnaby's black cockatoos. They use those trees for nesting and feeding. Has there been a study and report into the effects this will have on the local wildlife (including the carnaby's cockatoos) who have already been disturbed and had large amounts of important bushland removed in the last 10 years) and other environmental impacts, when will this be made public?</i>
<b>Gibson</b>	<i>I would rather upgrade the sad playground for the children there. I think the bike trail should be in a larger park such as McDonald or another larger park. We have enough anti social behaviour in Gibson Park with teenagers riding unlicensed motor bikes in the park digging up the grass and the track would just make this worse, also teenagers hooning on electric bikes here is bad enough without giving them the track to destroy. I don't think we need a toilet for the community garden as people working there can go home to use their own toilet as they live near by.</i>
<b>Gibson</b>	<i>I believe this is the wrong location for the proposal. It is not central enough. It caters highly to dogs. I think that Leichhardt Park is a much more appropriate space. This park is more central, has amenities in the adjoining shopping/seevice complexes. This park is traversed more widely by the community and requires more facilities like toilets, pump track, upper primary play equipment, barbecues, water playground. It is in serious need of ant eradication. Kids can play in it as is, it's infested with ants, my [- - -] and their friends all got bites on the weekend. My younger so has 10 bites over both legs. Less mowing and more playing!</i>
<b>Gibson</b>	<i>the park is a small family area parents take their children there all the time and families have picnics its a really nice environment having a bike track would encourage loitering of older children at all hours and possibly put the residents homes at risk of being broken into. my sugestion is put it on the back of a school oval as that would be good for the kids to use after school. or any sporting oval away from residents. rspca have dog training there which is great and doesnt effect anyone. a big thing like the bike track would spoil the park for all the people who use it. please dont put it there, we have a nice little park without it. a bbq would be nice there.</i>
<b>Gibson</b>	<i>Great idea have been advocating this type of facility for our kids for a long time, Padbury is a family oriented suburb</i>
<b>Gibson</b>	<i>This is a great initiative and will provide an activity for older children. When selecting a position for the toilet would like the council to consider risk of snakes coming from pinnaroo and living in the toilet facility. Also if it is near the bush it will potentially attract homeless and unsavoury behaviour.</i>
<b>Gibson</b>	<i>This will encourage the kids to get out and be active and also build community spirit.</i>
<b>Gibson</b>	<i>I think this will be a great addition for padbury however I feel an upgrade of the playground would be far more beneficial as this is a very popular park. It is also frequently used as a dog park so the pump track will need to be fenced off or a fenced off dog section will be needed... dogs will run out on the track.</i>

<b>Gibson</b>	<i>My comments mainly concern the demographics of the area and the ambience of the park. From my perspective and observations, there are a large number of older residents who reside in this area and quite a number of residents who exercise with their dogs at the park, plus the Community Garden Group who utilize the park. With the number of media articles pertaining to youth crime (not all youths) and attacks on elderly people, this proposal, in time, may attract the undesirables with drugs and other anti-social behaviour. Concerning the toilet, I agree this could be an asset but my question is how often would the toilet be cleaned, maintained and inspected. Having seen some suburban public toilets, I cringe at the potential state and cleanliness of the toilet block over time including graffiti. Also, the amount of time and public money spent removing graffiti from the basket ball wall in the past, would I feel, also become a potential problem. My preferred site would be the North side of Hillarys Marina where there is already a great exercise and training area to accommodate a Bike Pump Park, which is not in close proximity to residents. Thank you for allowing me to comment.</i>
<b>Gibson</b>	<i>Gibson Park is not large enough (right next door to Pineroo Bushland &amp; Cemetery) to create a pump track. This existing playground equipment caters for under 10 yro. The existing grassed areas are used by the younger children for kicking the ball around, playing cricket. Very popular with dog owners and the socialising their pets. I would yes at the most you wouldn't stay at the park longer than an hour. The pump track would encourage teenagers using the track to ride around everyone, disturbing the young kids with their afternoon at the playground. In my opinion a toilet is not warranted. The park users, mostly locals stay a little while and go. The garden group will be the same. Perhaps they could use the Com. Centre. (STATE MONEY WASTED)</i>
<b>Gibson</b>	<i>As a close resident and continual user of Gibson Park ,Dog walking family gathering ect, we in the past have had hoons on trail bikes and electric scooters harassing the immediate area of the park, I am concerned that with the pump track and the inclusion of the toilet , this would attract and increase the undesirable behaviour to our immediate area , and the residents close by would be left to deal with this issue , especially if the toilet was not locked between the hours 6 PM to 6AM , Concerned rate payer.</i>
<b>Gibson</b>	<i>Strongly support. There are many play spaces in padbury aimed at a younger demographic so a space for older kids will be fantastic. There are a high number of kids ride bikes regularly in padbury and no facilities. Children tried to build a bike 'jump' here over the school holidays and it kept them entertained for days.</i>
<b>Gibson</b>	<i>Fully support the initiative. Great use of the space. Wish it was there [ - - - ] years ago [ - - - ] my kids were younger</i>
<b>Gibson</b>	<i>It would be very beneficial for a barbecue facility to be included at Gibson Park. It would also be worth considering proper parking spaces along the Pinnaroo drive side of the park.</i>
<b>Gibson</b>	<i>My concern is that in the future Gibson park will not remain an off leash dog park. Also the potentially for litter to become a problem ( kids not using the bins provided)</i>
<b>Gibson</b>	<i>I do also believe that this Park should have a BBQ area. This would bring more of a community to the area. Family's could spend more time with the kids watching at the park and the new pump track</i>
<b>Gibson</b>	<i>The park is too close houses. The gathering of people 11-25yrs old would generate lots of noises, traffics and disturbances to the residents.</i>

<b>Gibson</b>	<i>I am opposed to the bmx bike track in Gibson park, which is currently a quiet relaxing parkland space. The area proposed of the Bmx park will alter this to a noisy area. Moreover The proposed location for a bike track adjacent to native pristine bushland is wrong, that will inevitably lead to a diminished environmental values in this park, bike riders will make disturbance to this part of the the park, disturbance for roosting kangaroos, and black caraby cockatoo that come to the park and neighbouring bushland bike riders will make incursions into the bushland "to discover" and make tracks, as per what is evident in the Hepburn heights parklands, this damage degrades the bushland for the environment but for future generations to enjoy. Please stop this project [---]</i>
<b>Gibson</b>	<i>These proposals could encourage the congregation of undesirable groups to the park. There is no security supplied by the shire to the park such as cameras. I was recently [---]. The police had no CCTV of the car, so he was never identified.</i>
<b>Gibson</b>	<i>I think it is an excellent project and strongly support the development of Gibson Park in Padbury. [multiple responses] I've already entered a form but wanted to add I support the project asong as none of the trees are cut down in Gibson Park. (Or any park) To accommodate it. Gibson Park has enough space to work in and around the big trees.</i>
<b>Gibson</b>	<i>Can we please get lines marked on the basketball court at Gibson park??</i>
<b>Gibson</b>	<i>I think this is great. We will definitely be using the facilites as a family of 3 children. Well needed in the area.</i>
<b>Gibson</b>	<i>Toilet facility isn't required and is a detractor. Public toilets generally attract problems to park areas. If the facilities are for local padbury users (ie not surrounding suburbs which have their own local facilities) then toilets are not be required.</i>
<b>Gibson</b>	<i>The area is a low crime suburb and it's unfortunate that bmx / skateboarding are know to attract youth who are unsavoury. We do not want crime / drug use to increase in the area. It is calm safe and pleasant as it is. A suburb that is increasing in value. The introduction of this element will decrease the value of our property. Gibson park is actually not that large our flora and fauna need the trees / bush snd grass more then our youth need to ride on it.</i>
<b>Gibson</b>	<i>I think the pump track will give kids something to do instead of just riding around the suburb on their bikes. My family believe it will have a positive effect on the suburb and hope they the location chosen will be Gibson park</i>
<b>Gibson</b>	<i>Please, take into consideration an upgrade of the existing playground in Gibson Park as well. It's pretty outdated, no shade provided from covers nor trees, can't be used by children older than 8-9 years of age (very basic equipment). The pump track is a great addition to keep our older children entertained within the community, you did amazing jobs with other playgrounds in the city, so please, think ahead and renovate Gibson Park playground too. Thank you</i>
<b>Gibson</b>	<i>I appose this project moving forward. how will the local govt deal with drug dealers hanging around this area to trick/entice sell drugs to minor? will there be more security canvas Padbury area to deal with uruly behaviour etc theft, vandalism etc that WILL occur after bike track installed? is the park closed off after a certain hour eg locked gate? I had witness exchange of drugs at Carine skate park. How will you prevent this from happening in Padbury?</i>



<b>Gibson</b>	<i>Gibson Park is very popular for dog walking. It is a peaceful setting to take a young dog and teach it to socialise with other dogs and humans, which is, of course, extremely important for community safety. The noise and activity of a pump track could be triggering and stressful for young dogs learning to socialise. Gibson Park has many more remnant trees than your average park, which merges into the nearby bush. This gives it a very peaceful and relaxing atmosphere for walkers. Kangaroos and other wildlife frequent it. It is a unique &amp; very precious park in the area for this reason. Many people, including myself, use it to connect with nature for the sake of our mental wellbeing. The noise and activity of the pump track and increased use with toilet cubicles would certainly detract from the ambience. I am concerned that the increased visitation from people that are not there for relaxation will drive away wildlife. There are so many other parks with less trees and bushland that are more suitable as a community high activity hub. It may also begin to attract more people into the bushland area, again not there for the right reasons, which may increase bushfire risk.</i>
<b>Gibson</b>	<i>I believe a toilet isn't necessary, I think a bbq near the children's play ground would be better money spent. And outdoor gym equipment.</i>
<b>Gibson</b>	<i>First of all apparently it is to be designed as an activity space for young people aged 11-25 where in this world is anyone over the age of 18 deemed to be a young person? How will usage be monitored by the council and what controls have been put in place for the nuisance and noise factor? Have you alerted the police who are likely to be called numerous times. How has the council factored in the interaction between dog walkers and usage of this park. Seriously the images used as part of the consultation are useless and do not show the actual impact on the surrounding area. The images show no residential housing How many trees will be removed as a result? I strongly oppose this development</i>
<b>Gibson</b>	<i>Happy see for a toilet facility for young children to use when playing at the park. I'm opposed the pump track as it'll attract teenagers hanging out late night at the park and causing disturbance and antisocial behaviours.</i>
<b>Gibson</b>	<i>While supporting the pump track we have concerns re the proposed location. This area is out of sight away from the road and therefore antisocial behaviour is more likely. Our preference is for the track to be located between the community centre and the corner of Gibson Ave and Pinnaroo Drive. This would also better align with the current facilities, ie community centre, community garden and hardstand ball area.</i>
<b>Gibson</b>	<i>Its very welcome as older kids also need recreational spaces. It will be a great hub for the many kids in the area. Please make it similar to Kingsley Pump track (without too much sand around the tracks) as it can get very slippery.</i>
<b>Gibson</b>	<i>I think it is a great idea, as there is very little in the area for teens/young adults to engage with. My only ask is that you please consider also including a small concrete half pipe/ mini ramp. One of the biggest problems with youths engaging in these sort of activities today is that whenever a new facility like this is introduced, it becomes inundated with small children on scooters, making it impossible for them to actually use it. By including a small mini ramp as well, it would spread out the users and give everyone the opportunity to use it. Would also allow skateboarders, rollerbladers etc to use the facility. Happy to discuss further if required</i>
<b>Gibson</b>	<i>I think it will be great, we live within walking distance and have a toddler who would love to use it when he's older.</i>

<b>Gibson</b>	<i>I am open to the idea of a well positioned pump station in Padbury, but oppose the location of it at Gibson Park. Currently the parks in Padbury are mostly in poor condition. The "greenest" two parks (MacDonald and Forrest parks) are used for sport. It's great to have such nice facilities in the community for organised sport and I support that, however converting the lovely Gibson Park to another sporting facility is not a preferable proposal. The Padbury community garden is a nice idea and will bring many visitors to the park - this is good for the garden community and general education, but adding more visitors (with a bike facility) to the same park seems over the top. This park is well used by dog-owners who very much enjoy this shady park for daily exercise and social interaction. Dogs and bikes don't mix too well. I foresee that before too long, dog owners will come off second-best in this plan and will be asked to walk dogs on leads or stick to the perimeter (like at Mawson Park Hillarys). Furthermore the current proposed sight for the bike track is on the northern border of the park - the safest place to keep dogs away from the road while utilising shade at the same time. I'd be happy to support a bike track at another park. There are quite a few unwatered, unloved parks in Padbury, desperately in need of water, shade, plants and general revival. One of these under-utilised parks could be a great location for a bike track. It would attract people to another park, while allowing Gibson Park to adjust to it's increase of visitors that will come with the establishment of the community garden. With the existing dog-training program, Rotary club users, children's playground, oval, basketball facility and strong usage by dog- owners, the park will be quite a busy one. Please spread the congestion and spread the greening up across our suburb. Far better to have a spread of activity vs a congestion of activity in just a couple of parks.</i>
<b>Gibson</b>	<i>It will be great for me to spend time with my grandkids riding bikes and to see the local kids have an outlet.</i>
<b>Gibson</b>	<i>No toilet. Not necessary. people using the park are usually within walking/riding distance. Toilets are expensive to maintain and can promote antisocial behaviour.</i>
<b>Gibson</b>	<i>Please do not make it the front, stage and centre of the park. The BMX track is only a small part of what the park can be used for. I dont want other activities to have to restrict their movement around it. Place it further back away from the cleared centre of the park where our children play informal cricket, soccer, and fly their glider toys. Where the dog walkers make long ball throws from one side of the clearing to the other for the Boarder Collies of our dog world to sprint across the clear ground. Leave that beautiful open space clear please please please. Why not place it around the trees on the southern corner of the park (there's an obscure unused green bench there). This area is barren of good grass because of the trees, it constantly is sandy and has poor top-soil run-off when it does rain. It is an ugly part of the park that does not get used, only to walk through to access Pinnaroo National Park.</i>
<b>Gibson</b>	<i>I agree with the pump track however I do not see the need for a toilet. I would suggest that any toilet facility here would be a target for graffiti artists and would probably be unusable due to being left in a disgusting state most of the time. There is not enough foot traffic at this park to ensure vandalism and/or drug use is not an issue. Any proposed toilet facility would need protecting by CCTV</i>

<b>Lysander</b>	<i>No comment on Gibson Park Re Lysander park this bike track takes up much of the perimeter of the park. Where we cross from our house to the playground with our children and dog we would need to cross this path which could be unsafe. Our house is also on the laneway across from this park and we already get significant foot traffic and bikes etc going past at speed. An influx of bmx bikes going past could be quite dangerous. This is a quiet local park used for dog walking, and small children playing on the oval and on the small nature playground. Could a better location be found such as adjacent to a school or other infrastructure where local kids could use it before/after school or a larger oval with infrastructure such as toilets and benches already in place</i>
<b>Lysander</b>	<i>I would just like to voice my concerns over the proposed pump track at Lysander park in Heathridge. I am strongly against the project. I live on [ - - ] and have done so for [ - - ] years and my neighbours either side of me have been there since the [ - - ]. We all enjoy the safe, peaceful, quiet spot. Beautiful views across the park and multiple bird species that nest in the parks trees visiting our front garden. I am concerned that with the pump track, the [ - - ] will be lined with cars all day as my street will be closest to the track and provide the safest parking as it's a [ - - ]. The cars and people will create constant noise, deter birds from nesting in their trees near by, ruin any view we have of the park. Make the area unsafe, from cars moving in and out and teenagers hanging around. Many children also walk/ride to and from school using the tunnel at the end of [ - - ] and our street to travel on which will become unsafe with the increased traffic. Again I strongly oppose the proposed pump track at Lysander park, Heathridge. The impact to the surrounding residents is a negative one.</i>
<b>Lysander</b>	<i>Hi my name is [ - - ] [ - - ] [ - - ] I am writing in regards to the new proposed pump track in Lysander park, first I think the new pump track will occupy the best part of the park and many people from Connolly and Heathridge that come everyday to walk the dogs will be restricted to use the park, second nearby is another park that in my opinion is better suited for the new pump track ( Larkspur Park Heathridge) just 0.5-1 km from Lysander Park third, if you going ahead with this project because some people like me don't agree with it, but many other may like it then can you please build some picnic facilities and the most important for the pet owners can we have a water tab for our pets, will be very handy specially in summer, many other parks around us even smaller parks have one Thank you [ - - ]</i>
<b>Lysander</b>	<i>Please include seating near the track and also at the top of the park towards the shopping centre where there is a slight incline</i>
<b>Lysander</b>	<i>Lysander park is local area with little play space, only one access road which is a local road and no parking. The proposed location of the track is straight through the middle using all the open space for bike track when this is a great park for kids of all ages due to the good tree coverage and open play space away from heavy traffic. This also makes the area a good dog park for people in the area as you don't need to cross a busy road to take the dog to an open space. I don't understand why Lysander is even listed when two parks in the area have less use and better access. eg Larkspur Park</i>
<b>Lysander</b>	<i>My opinion is it's a terrible idea, this will attract youth late at night as a gathering place, plus the few that love their home made petrol powered bikes, it will bring down the house values of the surrounding houses. People bring their dogs off leash to these parks. Lysander Park will be ruined with the site of ashphalt, including excess noise from the many youth who will see this pump track as a place to loiter.</i>

Lysander	<p>I have lived [ - - ] for over [ - - ] years. I use the park at least 1-2 times per day primarily for dog walking and to connect with nature. The park offers a peaceful and serene place to walk and for dog owners to socialise their dogs. From long time observation, the primary users of the park are on/off leash dog walkers. The secondary (minor) users are families using the play ground, and the very rare occasional birthday party next to the playground. The park has a natural serenity that would be disturbed by the physical presence of the proposed bike track and users. The proposed development area is currently used by off leash dog owners to run/play with their dogs. Many individuals from Connolly and Heathridge meet up there every day to socialise and exercise their dogs as well as walk the park perimeter and all trees between. The park has been enjoyed this way for decades and is zoned for off leash dog area. We need more nature, not less of it with man-made structures. The proposed bike use is a direct conflict to the current dog walking use and would be an eye sore on the park. Some simple park amenities that would be appreciated by current park users include: - a waste bin/dog bags in the northwest corner of park (before tunnel) - a human/dog water fountain near playground - a picnic table and/or bbq structure near playground - plant some replacement trees (2-3 recently lost) - cleanup and restore the native bushland area. Note, the Lysander bushland reserve has previously been used by BMX users (digging soil and building jumps) which likely killed the Banksia next to the nature trail. Unfortunately, once bored of the proposed man-made bike track, it is highly likely that some users will migrate outside bounds and disturb other parts of the park and native reserve as in the past. Thank you for soliciting feedback.</p>
Lysander	<p>There are plenty of other parks/ovals and recreational parks in the heathridge area that are larger and have parking facilities, toilets and more access all around the grounds. Lysander park is a small area of land that has been enjoyed by the local residents in the close proximity of the park for picnics, bbq, dog walking and social get togethers with other dog walkers from the area. To construct such an Urban Bike Trail would destroy the aesthetics and vegetation of the park and surrounding area. Not to mention the amount of cars attending the area which would mean the adjoining streets would be lined with cars along the residents verges, litter, vandalism, unruly gathering of younger generation at night, homeless street people would see this as an opportunity for somewhere to take up residence. The park has had a policy of dogs off leads for over [ - - ] years which has been enjoyed by dogs and owners the aforementioned trail would not allow dogs off leads due to the gathering of adults and kids in the same area with bikes etc. This trail would attract 16 +year olds with electric scooters, bikes etc at all hours of the day causing disruptive behaviour to local residents. Rather spend the \$600000 on something that heathridge needs like underground power or all white ant eaten power poles replaced or the shire to upgrade the verges (like in connolly) or bring back verge clearances but to name a few. I strongly oppose the Trail and voice my opinion that the funding be put to a better use than a bike trail.</p> <p>[multiple responses]</p> <p>there are plenty other ovals/recreational parks 'a lot larger' in the heathridge area that could be utilised for the</p>
Lysander	<p>Very happy to support this project and any additional outdoor activities for children. A separate track for younger kids would be very much appreciated. I am hoping there aren't toilets at Lysander as I am worried it may bring trouble to the sear such as drug use or attract the homeless. Is it possible to get a designated fenced off leash dog walking area at the park once the track as this is a very popular park for dog walking.</p>

<b>Lysander</b>	<i>This is a popular park with families and young children, it is also a popular place for dog owners to walk their dogs. For this reason, I strongly oppose the pump track.</i>
<b>Lysander</b>	<i>Can't wait what a great initiative.</i>
<b>Lysander</b>	<i>We do not need it as this kind of facility brings all criminals to the area. It makes the area become unsafe and many drugies will use the facility to hide and leave needles and drugs. It is not going to have a positive impact on our area. I'd rather have a proper kids' playground which has a proper cover on the facility.</i>
<b>Lysander</b>	<i>I support the pump track but not the location in Lysander park. I feel that it could be located on an edge of the park not take over the open space. This is used by a number of people either to exercise dogs or to play sport-kicking or throwing balls or throwing frisbees. I also hope there will be a water fountain installed for the use of visitors to the pump track and playground. A toilet would be preferable as well, consider families coming from the Shenton Avenue side of Connolly who could possibly make use of the facility instead of building their own pump track in Connolly which is currently the case.</i>
<b>Lysander</b>	<i>Strongly opposed to the Bmx track at Lysander Drive Park. That has been a very good dog park for a lot of people in the area. The size of the proposed track seems excessive. Dogs love chasing moving objects, so fencing would have to be considered. We walk our dog at the park, at the beach, and around the neighbourhood. With the introduction of electric scooters and bikes the BMX bike is not what kids ride. I can't see a need for it at this park. We talk to a lot of people on dog walks coming from Connolly to the park, nobody wants a track.</i>
<b>Lysander</b>	<i>Can you please advise of the proposed plans if any regarding additional lighting? Personally, I feel lighting is not required as it has the potential to encourage late night activities. In addition, can you please advise on any extra provision for parking? Having lived in Kingsley and witnessed the success of the pump track , I feel parking will be an issue as time progresses and the new track gains momentum. Therefore I would like to see a strategy being developed to address this prior to it becoming problematic . Given this facility will attract a number of people for a protracted period a toilet facility would be welcomed to mitigate hygiene issues. Regards [---]</i>
<b>Lysander</b>	<i>I support the bmx track proposal. However would like to note that many people use the park for dog walking and exercise. In particular the open space where the track is marked to be built. While we keep our dogs on the lead at all times, even in the park many people do not and I can see a potential issue arising with those in the area who don't control their dogs by keeping them on a lead and children on their bikes using the track. My only solution to this would be to either fence in the bmx track, or fence a section of the park off for off leash dogs or perhaps better yet, install multiple clear signs stating dogs must be kept on leads at an all times. While this could be seen as "not an issue regarding the proposal" I see it as an opportunity to stop a future issue all together.</i>
<b>Lysander</b>	<i>My family and I use Lysander Park as a place to walk our dogs off leash. There is a children's playground which is enjoyed by families for birthday parties and picnics. It is a safe space for them. We enjoy the lush green grassy area where the proposed pump track is going to be built, as well as beautiful established trees. I am concerned about the noise and gathering of youth up to the age of 25. This proposed pump track will attract late night gatherings which is inappropriate for our quiet neighbourhood as well as our safety.</i>

<b>Lysander</b>	<i>This is a lovely quiet park in a peaceful suburban area. The park is used by families and friendly dog walkers. The houses that surround it are in close proximity and I can clearly see how they now enjoy a nice peaceful outlook over the tree lined area. Putting in an urban bike trail will bring a lot of additional noise and people to the park. Some of which I can imagine would not care for the local community and I suspect will bring bad language, abusive behaviour and will also leave litter. I don't feel that this park is a suitable area for such facilities and it will deter local residents from using the park. It will be a real shame if this proposal went ahead and if I lived opposite that park I would probably look at selling up and moving elsewhere.</i>
<b>Lysander</b>	<i>This is the only little quiet local park where mums with prams, elderly people and dog owners can enjoy their quiet time and do their steps for the day in peace. The park's wildlife is amazing and is enjoyed by majority of the locals. Lots of kids playing there safely, no trouble, drugs, alcohol or the likes. Many elderly people walk around this park to get to the local shops and the traffic that bmx track will bring in is going to be a serious safety concern for elderly members. This type of activity needs to be located in a bigger park not in the middle of a residential area that already has enough problems. Please use this funding on something that everyone living around this area can use like bbq and picnic facilities.</i>
<b>Lysander</b>	<i>It would be better to install park benches in the sun and the shade, also some bbq areas. Ppl would actually use that. This is a very busy and popular park</i>
<b>Lysander</b>	<i>I live a [ - - ] away from Lysander Park and go to there often and drive past everyday. Young families live locally and take their children to play in the park or to exercise their dogs. It is a peaceful area, but it hasn't always been that way. My property backs onto Hodges Drive and a few years back I had teenagers constantly being disruptive as I was always woken up in the middle of the night with teenagers yelling, swearing, throwing rocks at signs etc. Therefore I oppose the proposed plan as it will become a meeting place for teenagers to hangout with their disruptive anti social behaviour in what is finally a quiet neighbourhood. I have driven past the bike track on Ocean Reef Road and seen how busy it can be with number of kids as well as the traffic where parents have taken the kids to the track in vehicles and parked on the verge. The area at Lysander Park is too densely populated to withhold the number of vehicles as well as the number of screaming kids. Choose another park that is open and not so close to houses and leave Lysander Park for the young children to play.</i>
<b>Lysander</b>	<i>The Lysander Park is a beautiful green area where lots of people play and walk with their dogs, I own my house [ - - ] to the park for [ - - ] years now because of that. I can hear every movement at the park from my bedroom, I really don't like the idea of having kids screaming early morning on weekends when I'm trying to resting from my very busy life, I rather listen to the birds noise coming from the park. Plus the track is an eye sore, ugly. What we need at Lysander Park is more trees, as we lost quite a few this past year. I strongly disagree with this Bike track decision, please rethink it! Thanks</i>
<b>Lysander</b>	<i>The proposal looks like a thick black material is used for the track. Wondering if there is an opportunity for a different material to be used so that it isn't going to absorb and radiate so much heat. Is there potential for a water fountain to be located close by as well? Promoting physical activity is a great idea, and hydration will be important for the area. Even better if it can double its use by having the dog bowl attachment at the base of the fountain to benefit the dogs that use the park. Thank you.</i>



<b>Lysander</b>	<p><i>The proposal has multiple issues and potential to cause risk to walkers, in particularly the elderly, whom use the surrounding area daily. There is an alternative sight that would be better suited and cause less disturbance and reduce risk to walkers, in particularly the elderly, whom use the surrounding area daily. The City should consider using Elcar Park, on Elcar Lane. The pros for using Elcar Park are: Utilisation of an area that is greatly under used; Elcar Park is more suitable to the type of prposed activity, that is Elcar Park is away from housing; No need for tree assessment, so reduced cost; Better access by bicycle as there are multiple existing bicycle paths surrounding Elcar Park; Much more parking availability compared to Lysander; Less chance of traffic congestion compared to Lysander; Reduced maintenance of the current grassed area; Greatly reduced risk of noise complaints due to the location of Elcar Park; Consequences of using Lysander: Greatly increased use of dual pathways by bicycle riders to access Lysander; Greater risk of accidents to pedestrians, in particularly the elderly, whom use the dual and single pathways in surrounding areas on a daily basis; The connecting paths to the dual use path to the St Micheals park underpass to Lysander are single paths and do not allow for pedestrians and cyclists to pass each other; in fact it is difficult for walkers in opposite directions to pass each other on the single paths; A death has already occoured on Fairway Circle when an walker was unseen exiting one of the single connecting paths in ST Michaels and was struck by a car; Imagine the risk if greatly increased bicycle traffic is encouraged; Risk of noise complaints due to the proximity of houses to the proposed area in Lysander; Risk of parking issues; Risk of increased traffic flow in an area that has limited access to Lysander park; Risk of interaction between dog walkers and cyclists; Loss of a well used area by walkers and dog walkers; Loss of an open, flat and safe playing field for ball sports; Risk of unruly behaviour within a normally quiet suburb; Risk of depreciation of real estate values due to the inclusion of the proposed activity.</i></p>
<b>Lysander</b>	<p><i>I am one of many people in the vicinity of Lysander Park who walk dogs and socialise with other dog owners in the area, we all know each other and are of a like mind and feel it is a bad idea for Bike Trails to be introduced to this park. It would severely impact the enjoyment of meeting with other dog owners and exercising our dogs whilst this sort of activity was taking place. Dogs are renowned for not liking things with wheels and it could be dangerous for a dog or child if they both got in the way of each other. Not to mention the quiet and friendly atmosphere we all currently share at the moment would be impacted by noisy bike trail riders. The bushland in the back of the park is already being negatively impacted by the current children who use it as a bike track. They dig holes, move rocks and and dig up plants/trees in their way. Drag in boards and bricks to make tracks. It is a nice quiet park and that is why people are attracted to it, putting a Bike Trail in would have a negative impact on the area making it very unpleasant for the majority of the current users. Also the recent repositioning of the waste bins is not really where they need to be. Most people go around the park entering or exiting form the overpass over Hodges drive where there is no bin, we could use a waste bin at the north side of the park. Dogs don't do their business as soon as they reach the park, they exercise for a while then go, plus they are now so close to the road along Lysander Dr that a lot of people don't use them because they are so close to the road and a danger to animals, they were better where they were before. It seems they are now positioned for the convenience of the rubbish collectors and not the people who actually use the park. Money would be better spent providing more seating and maybe some water fountains.</i></p>

<b>Lysander</b>	<i>Being parents of a [ - - ] year old and [ - - ] year old who absolutely love riding there bikes we could not be any more excited for this bike track to be within short walking distance of our house. Being within a short distance for other families in the area is also a great outcome.</i>
<b>Lysander</b>	<i>This pump track will impede on the current activity at this park (Lysander park). As a resident who lives across from the park, the space is better used for the multitude of dog walkers and leisurely sports (cricket, footy etc) for young children. This pump park will destroy the current state of the park and will disrupt the current activity. Please reconsider the inclusion of a pump park here.</i>
<b>Lysander</b>	<i>This is a great idea to include a bike track at Lysander Park. Thank you for providing a fun exercise space for our kids</i>
<b>Lysander</b>	<i>Good Morning, We do not endorse and strongly oppose the Lysander Park bike trail proposal. We are directly affected residents located at [ - - ], Heathridge, which I stress is [ - - ] and the [ - - ] to, the proposed bike pump track (only [ - - ] from the proposed site). It must be noted that Centaur Gardens is the only cul de sac in the street that surrounds Lysander Park. There is NO designated car parking area in Lysander park which requires kerb-side / park verge parking. The currently peaceful street and cul de sac of Centaur Gardens houses retirees and no other people with children or young adults; therefore, the most affected street surrounding Lysander Park would not be utilising the bike track. I strongly note that Centaur Gardens being the ONLY cul de sac adjacent Lysander Park, will most certainly be used as a car park, affecting the quality of life of all the residents. I have lived in [ - - ] for [ - - ] years and have not noted the immediate surrounding residences of Lysander Park housing children or young adults that would utilise the bike track; therefore, I expect the sentiment of opposition is shared by the most affected residents who will be negatively impacted by the proposal, whether they are aware of this or not. On a personal level, we have spent almost \$[ - - ] K on alterations and renovating our home only to have our park views proposed to be removed and for our quiet and peaceful street to become a parking lot. I note for your reference that we already have unsolicited parking outside our home at late hours of the night due to the cul de sac appeal to delinquents. From [ - - ] perspective, the City is proposing a pump track between [ - - ] from all of our houses which is too close of a proximity not to be affected by the list of issues considered below. It will be well documented with the City / Local Police, that with skateparks, bike tracks and even carparks brings with it loitering, graffiti, increased theft, noise, fighting and littering, not to mention an immense disruption to the lives of any close proximity residents. . Please note, the proposal also fails to adequately inform residents that the age bracket (up to 25yrs old) of people that will use this space (not to mention park DIRECTLY outside our and other residents homes), will not be fully developed or mature. It is well documented in cognitive psychology that the prefrontal cortex of the brain, responsible for good decision making and predicting the consequences of one's actions, is not fully developed until the age of 25. The reason I raise this point is that the City is now effectively facilitating an immature and irresponsible demographic to travel to, and occupy Lysander Park affecting the immediate surrounding residents. Other factors considered that affect our opposition to the proposal include; - The effect of the pump track will lessen the parks green space, which is becoming more scarce in suburban areas. - The birdlife we currently assist with food, water and natural shelter will be negatively impacted once again, which I observed during the relatively recent Watercorp facilitated pipeline upgrades and new building work at Lysander Park which displaced / killed of a number of local magpies, mudlarks and butcherbirds that used to occupy the space. Not to mention the nearly 2 year project creating noise pollution disruptions to</i>



	<p><b>[continues]</b></p> <p>residents and wildlife - There are no toilet facilities at Lysander Park which has obvious repercussions - The track although used for exercise which is positive, naturally will become a hangout area for delinquents not there to use the track which I have observed firsthand by attending just about every skatepark and bike track in the metro area at all hours, including night lit areas. This issue is unavoidable and lesser known to people that are not aware of the skate / bike / scooter scene In summary, The Lysander Park region of Heathridge is an established area with an older demographic who are not being adequately informed of the negative impacts of introducing a younger demographic and the above mentioned problems, into the area. The proposal will not only negatively affect the house prices, but also the daily lives of the immediate residents surrounding Lysander Park. We strongly oppose the proposal for this established area.</p>
<b>Lysander</b>	<p>If you would build a track on the top right hand side, closer to Hodge drive, I would agree, but not at the planned location. Putting it right in the middle is not a good location.</p>
<b>Lysander</b>	<p>As a concerned citizen of the area the park at present is a quiet safe place to walk or picnic. It used by older people, young and all ages. We are nature lovers and appreciate the Boobok owls and tawny frog mouth and all over birds that live in the area. We concerned what activity the park will bring at night and during the day. The type who uses the bike park unfortunately could be of different varieties. Those that follow the law but also those that don't. So why do we want to create that environment. Please put the park in a larger area. We don't want this money spent in the park. Please put a barbecue area in the park instead. There are enough drug issues in Heathridge as it is. Please don't add to this</p>
<b>Lysander</b>	<p>Lysander park is closest dog park from my house. I do not wish to have Bike trails as it will be dangerous for dogs to be running around and will have less space for dogs. I think Bike trails needs to be somewhere opened, not in residential area. We want our park to be peaceful as it is. Thank you</p>
<b>Lysander</b>	<p>Ref Lysander Park: Money would be better spent on improving the "hilly" eye sore at the corner of Caridean street and Hodges drive near the traffic lights. In fact most of the "entrances" for Heathridge look pretty sad and in need of a spruce up. I am sure every rate payer would appreciate this! Many dog owners walk their dogs in this park and a big part of it would be sacrificed for the new pump track, we've already lost a good part of it to the "nature reserve" which is fair enough though. The noise will be considerable for the houses surrounding the park with no time restrictions proposed. We constantly have to see graffiti at the underpath between Lysander park and St Michael park and often have to pick up empty bottles around the park, most of the youth leaving nearby are great but there is that element who hangs around in the evenings/nights hence residents end up picking up after them. The track will be another place to hang around for them.</p>
<b>Lysander</b>	<p>Definitely support toilet facilities. Love the basketball pad. Keen on some upgrades and maintenance of Lysander Park Heathridge.</p>
<b>Lysander</b>	<p>I live on Lysander with two young children, this pump track will be a great asset that will provide a greater function for the park as the playground is currently outdated and compared to other parks in the area the grass isn't well maintained and no current lights. Lysander is used by residents of Connolly also and having a pump track here would be of great benefit with the underpass. Can't wait to see it proceed.</p>

<b>Lysander</b>	<i>To whom it may concern, I think this will be an excellent outlet for children and teenagers in the area. I feel in addition to this proposal, the park needs some structures put in place for human and dog safety. I often walk my dogs on the outskirts of the park or across the road but there have been multiple times where dog owners have dogs off lead inside the park, these dogs are able to run across the road into oncoming traffic or run up to owners &amp; their dogs who are on leads. This has lead to many verbal altercations and near dog attacks. I feel it would be very safe for the park to be completely fenced or part of the park fenced in so dog owners can exercise their dogs freely, very similar to the dog exercise area across from Joondalup shopping centre. I know that these owners should take responsibility and have their dogs trained enough that they can be recalled but this simply does not happen. My concern is one day a child will be attacked or a dog run over by passing cars. If this is not a possibility then please make it clearer with signage that dogs must be kept on a lead in this area. I hope this is taken into serious consideration. Kindest Regards, [---]</i>
<b>Lysander</b>	<i>I love our quiet little park and often walk my dog and meet other dog groups at our park for dog play time, the kids play area is perfect in the spot it is in as it allows us dog lovers to enjoy the rest of the park, there also are a lot of elderly people use our park for walking, I'm against this proposed BMX pump area as teenage kids will also walk from the tunnel ( where homeless people sleep) and extra walking traffic down the side of my property from the walkway to get to this park and create trouble and will bring drugs to the park as hang out areas like ocean reef skate park, just don't want trouble at our park and like the peaceful park it is now and enjoy meeting our dog groups there and walk our dog there that Carnt happen if there are lots of kids at the Park in the middle, the wild life also is beautiful in our park area, also will extra parking and lights be added to the park? No Thankyou please let us keep enjoying our little park and also allow the elderly feel safe there.</i>
<b>Lysander</b>	<i>Unfortunately facilities like the new pump track are created with good intentions. They turn out to be a centre for anti social behaviour, Especially when they are hidden from sight of main roads.</i>
<b>Lysander</b>	<i>At Lysander Park: No car parking so will congest streets No litter bins Noise (quiet residential area) No toilet facilities More suitable areas elsewhere</i>
<b>Whitfords West</b>	<i>I am appreciative of this initiative by the City. This type of facility could be well used by young and older youth. There may be parents too who would accompany their children. However, has thought be given to the closeness of the facility to the Whitfords Shopping Centre. I am concerned about this. The shopping centre and it surrounds can occasionally experience anti sociable behaviour. Unfortunately, there is the possibility the facility may attract people who could take advantage of young people by both soliciting and encoraging undesirable actions. Our [ - - ] has experienced two break ins in the last 12 months. Will there be any form of security, and will the height of the existing fencing in the park be reviewed as possibly a potential danger?</i>
<b>Whitfords West</b>	<i>Going on past problems with basketball courts at Springfield Primary School, anti social behaviour at all hours of the night and early morning until the school was fenced, those issues will only recur at another close location. I have enough problems with homeless people revisiting my area and creating serious concerns as well as groups of unruly teenagers. I already experience litter left on my property from the shopping centre and no doubt this will increase. If you want this level of activity why not put it in your own backyard Caitlin Collins and Christopher May. You may experience the unnecessary increase of intrusion to your level of lifestyle, comfort and security.</i>

<b>Whitfords West</b>	<i>Fantastic idea for the younger generation. Much needed in our suburb for ages 11+ which will leave the younger play equipment for the correct ages. Promoting outdoor activity and keeping kids off screens too!</i>
<b>Whitfords West</b>	<i>I think it will be great for the youth in Kallaroo. Since Springfield Primary was fenced off there's no where for my son to play basketball. Also he's really into biking. This park has not been utilised for years ! I think it's a great idea . Please go ahead !</i>
<b>Whitfords West</b>	<i>My support is based upon the need for youth to have meaningful outlets for recreational activities. In this instance the park is close to the shopping centre and I feel sufficient distance from residences to mitigate any noise issues. Popular usage of the area may by default enhance safety of the nearby underpass, which often seems to attract complaints about safety due to isolation felt by users. It also seems often when something is suggested for the benefit of youth or young adults to relieve boredom and inclination towards becoming a nuisance, the NIMBY crowd are activated and they are the cause of the major issues. As this was identified by a youth workshop and funding available, it may be as successful as the facility at Scarborough Beach, where we have found users to be courteous, give opportunities to novices and share access.</i>
<b>Whitfords West</b>	<i>Would it be possible for the back of the basketball hoop board to be made of something that would absorb the annoying noise when the ball hits the board. Glad to see no Trees will be removed, maybe even plant more trees in appropriate places. I have seen the map and would appreciate everything being built as close to Dampier Ave as possible, without removing any trees.</i>
<b>Whitfords West</b>	<i>I think the pump track is a good idea, on the proviso that the 30 year old playground beside it is upgraded. The mortgages we pay are dependent on the upkeep of our properties and surrounding areas. I think the total green space needs to be considered in this project. Not just a pump track. The grass at the moment doesn't get watered there (second yearly) would this be considered if higher volumes of foot traffic were to be passing over, it would soon become a sand pit if appropriate upkeep of grasses areas were not also factored into the project? I think a public toilet on a residential street is a terrible idea. People who frequent the pump track would maybe be there for an hour, this is plenty of time to prepare your bladder for an outing. Would it be cleaned daily to prevent the spread of disease? In addition I think it would only attract graffiti, and unsociable behaviors around a children's play space. Please no. Thank you for your time in reading. Warm Regards, [---]</i>
<b>Whitfords West</b>	<i>Fully support the bike trail. Play ground desperately needs updating as well.</i>
<b>Whitfords West</b>	<i>We already suffer from the noise from the Whitfords Brewery each evening and don't want more noise through the day and evening as well, which would be highly likely from excited participants at the park. There is a lot of traffic around the park which I think could prove dangerous for participants as they moved to and from the park. It is relatively close to Gibson park and the level of use I don't think would justify the cost of building 2 parks ( Gibson is also in a less busy area). I think our little area has already been unfairly treated by the City with the infill program and the resultant increase in noise and traffic, so how about giving us a break and put the bike park elsewhere.</i>
<b>Whitfords West</b>	<i>Hi, my mum and I have looked for a free netball ring everywhere and can't find one in a park. I practice every day, and know so many people that would use a netball ring. Netball is the best sport and has 1000's of people that play. Can you please put a ring into this park, even just on the basketball pad, separate to the bball ring. Thanks Also, I would love one at Mullaloo beach park as we go there often with the whole of mullaloo. I think that the pads would be even more used</i>

<b>Whitfords West</b>	<i>We received a community consultation letter (ref 111261 -7.03.24) seeking our views on the proposed Pump track, Jump track and basketball pad proposed for Whitfords West Park Kallaroo. I confirm we have no current objection to the proposal as outlined, as it is not expected to impact on our use of the park for occasional dog walking and the existing playground for entertaining grandchildren. Our additional comments are as follows: 1. We broadly support the installation of facilities that encourage exercise and positive activities for our local youth. 2. The facility photos shown on the consultation sheet probably poorly depict the track facilities that will actually be established. A layout diagram (to scale) depicting the planned facilities overlaying the satellite picture of the park would be more useful. 3. This park in the past has been used for a visiting circus and carnival that we would expect to be precluded by the bike facilities. 4. We would encourage council to include video surveillance cameras in the park to deter antisocial behaviour, particularly if the facility would be used under lights in the evening. 5. Litter from local take-away shops is presently a problem near Whitford City. An additional waste bin on the west border of the park would be useful (particularly as we are among the Kallaroo residents who like to pick up and bin litter observed while out walking our dog). 5. While our home will not be impacted by additional noise during evenings and over weekends, I expect it will be of concern to residents of Shelley Pl and Dampier Ave East abutting the park. 6. The facility will probably increase the maintenance load for council as the jumps will likely impede large machinery mowing of lawn, may affect the sprinkler regime and grass wear patterns. Regards [---] &amp; [---] [---] [---] [---] [---]</i>
<b>Whitfords West</b>	<i>Thank you for the opportunity to comment on both the pump track and toilet facility. Thumbs up for the pump track. Would be great to invest in new infrastructure for the very old playground alongside the pump track so the whole park had an upgrade. Consideration needs to be made for upkeep of pump track, bins for added rubbish and regular cleaning of area due to increased foot traffic mainly from youths. Definitely "NO" to a public toilet at the end of our street. There are many reasons I am opposed to this, here are just a few. People would only be realistically coming for an hour, do we need to place a potentially "at risk" place for harm and unsociable behaviors so close to a children's playground?? What routines would be in place to ensure upkeep and cleanliness of toilet? Would this be a daily routine to ensure potential risk of transmissible diseases were kept at bay? If cleanliness is not upheld, facilities would not be used and therefore would they be removed if they were a public health and safety concern? Would security cameras be installed to ensure the safety of our children placing a public toilet on a residential street?? I am strongly against the public toilet and think the money could be better spent on up grading the playground and upkeep of the oval. Thank-you for your time in taking these concerns into consideration. Regards [---]</i>
<b>Whitfords West</b>	<i>Great to see facilities for young people are being considered.</i>
<b>Whitfords West</b>	<i>The park attracts a lot of teenagers already, leaving rubbish around. I feel as though, adding in a pump track/bike track will attract even more unwanted behaviour/lack of care for the environment.</i>
<b>Whitfords West</b>	<i>I recently received a letter advising re the above and inviting feedback. I believe that the Pump Track to be installed at Whitfords West Park will mean the park will no longer be able to be used by kids who want to kick a footy or have a hit of cricket etc, and that the plan should be amended so that these pursuits can still be accommodated at this park.</i>



<b>Whitfords West</b>	<i>Dear City of Joondalup, Ref : Opposition to Proposed New Pump Track Jump Track and BaseBall Pad. I write today with our objection to this proposal. Reasons why we are opposed to the location at Whitfords West Park. As a resident at [- - -] we have been deeply impacted by the noise of the Shopping Centre and can clearly hear not only the music but conversations of people who frequent the outside food area and the bars. By having a New Pump Track Jump Track and BaseBall Pad situated in Whitfords West Park not only will it elevate the noise level even more , but will add traffic to our suburb causing us residents pain and suffering via lack of parking. As documented at the insertion of the Ocean Reef Jump Track that caused an increase in crime to the area / litter /and antisocial behaviour. Its bad enough if you use the underpass ( slightly better with the camera added now ) with the homeless camping out in there. The New Pump Track Jump Track and BaseBall Pad will not allow for people to exercise their animals in peace and safety for all parties. With the increase of traffic comes the risk of an accident to children who attend Springfield Primary School and also the Kid Day Centre. There are plenty of better suited areas that can be used for the proposal where car-parking facilities all ready in place. Please do not hesitate to contact me should you have any questions regarding our opposition.</i>
<b>Whitfords West</b>	<i>I am concerned about increase in noise and antisocial behaviour which would impact sense of safety and peace in my residence. Presently there are already a few issues with antisocial behaviour- drug use in the parks, drug deals negotiated in the park, broken glass in the children's playground, other rubbish left in park and playground, park bin set on fire, shopping trolley placed on top of monkey bars, all of which impact experience of park use. With the proposed facilities there will be an increase in traffic in the park which will increase noise levels and drawing from the experience of people living close to Braden park Marmion this was not just during the day but late hours in the night which caused disturbance. Additionally increase in traffic will increase antisocial behaviour, which will negatively impact not just those who use the park but those who live on the border, or very close to the park. Feeling less safe in there homes and potentially vulnerable to vandalism and other antisocial behaviour. I ask that the priority of the park is to keep it a family friendly space- extend the play equipment, put in a BBQ. With proposed pump track, jump track and basketball pad place those at a park that do not have proximity to bottle shops and pubs and at a very minimum are separated by a road from people living nearby.</i>
<b>Whitfords West</b>	<i>I strongly oppose any changes to Whitfords West Park. My family and I use this park daily for walking for relaxation and dog walking. This is an off lead park for community member's dogs, a park for young children and a meeting place for families. The BMX facilities are for a very small percentage of the population. There is no parking, no toilet facilities and anti social behaviour is already obvious in the area. Springfield Primary school is a gated facility and cameras are in the laneway. People who are not from the suburb will be racing around on bikes, dogs and small children will be injured. Surrounding streets will have people riding around with little regard and respect for the suburb we pay rates in. The daycare centre has vulnerable people in it and high speed bmx is not suitable. Not enough members of the community do bmx or basketball. The school basketball courts were fenced off due to vandalism and antisocial behaviour. There are plenty of bike paths. Go ride from A to B and don't linger and create upset for current residents of the suburb. I strongly oppose this!</i>
<b>Whitfords West</b>	<i>I'm a big fan of the all projects encouraging people to move. I hope the improved trails will lead to more people riding bikes instead of driving.</i>

<b>Whitfords West</b>	My [ - - ] and I have no real objections to the proposed works at the Whitfords West Park. This is the only one of the four sites that really affects us. Whilst the new proposal may attract some undesirable persons, these parks generally are well run by those who use them. My only observation is that we consider the fence of the sump/drain on the grass area will have to be raised quite a deal. There are often shopping trolleys thrown into the drain as well as all sorts of other items. With a much greater use, this vandalism could increase. Our main concern however is that with a lot of extra usage, there may always be some who feel they have to climb into the drain and serious injury could occur. Thank you for the opportunity to give our opinions.
<b>Whitfords West</b>	Very please to see new community facilities. Thank you!
<b>Whitfords West</b>	<p>My issues are with Whitfords West Park, not Gibson Park. Although I'm sure the deceased won't have any issues at the cemetery with the proposed plan!</p> <p>[multiple responses]</p> <p>I am writing to express my strong opposition to the proposed new pump track, jump track, and basketball pad project in our community. While I understand the importance of providing recreational facilities, I believe this particular project will have detrimental effects on our neighborhood for the following reasons: 1. The underpass tunnel from Whitfords West Park to the Whitfords shopping center already faces significant issues with anti-social behavior, which discourages public use. Introducing additional recreational facilities in this area will likely exacerbate the existing problems. 2. Surrounding residents already endure increased noise and traffic from hooners, as well as disturbances from the outdoor entertainment area at Whitfords shopping center. Adding more recreational amenities will only amplify these disturbances, further impacting the quality of life for residents. 3. There are plenty of other suitable locations for the proposed project that would not impose on residential areas or exacerbate existing issues. It is essential to consider alternative sites that would better serve the community without negatively impacting residents. 4. The introduction of the proposed facilities is likely to devalue our properties, as the presence of recreational amenities can deter potential buyers and decrease property values. 5. The surrounding area already boasts a substantial number of facilities for physical activity, making it unnecessary to introduce additional amenities that will only compound existing issues. 6. For residents like myself whose [ - - ] the proposed project site, the development will significantly impact privacy and aesthetic enjoyment. My [ - - ], in particular, will [ - - ] the eyesore, compromising my privacy and tranquility. 7. Introducing additional recreational facilities may also attract increased graffiti and vandalism to the park, further detracting from its appeal and safety. In light of these concerns, I urge the City of Joondalup to reconsider the proposed project and explore alternative locations that will not negatively impact residential areas or exacerbate existing issues. I appreciate your attention to this matter and look forward to a thoughtful consideration of our community's needs and concerns. I look forward to your response. Sincerely, [ - - ]</p>
<b>Whitfords West</b>	Need to install a drink fountain, need shaded area if doing a picnic spot and the basketball pad should include a netball ring. Majority of the facilities you are intending on building cater more to boys than girls. Please consider how the bike activities can encourage young kids and not be taken over by older kids. I would also recommend building a tennis wall. All facilities will need to have sufficient lighting at night so girls feel safe. Can I recommend you speak to Springfield primary school girls to understand what they would like from a park as it's clear your intentions are mostly catering to boys. Happy to speak on the phone.

<b>Whitfords West</b>	<i>At last. Something closer to home for our children and grandchildren to get active and meet people (outside of social media). Fantastic proposal.</i>
<b>Whitfords West</b>	<i>I am against this proposal on the grounds of lack of parking and increased traffic to the area which is already under pressure with the Whitfords city shoppers parking their vehicle and walking thru the underpass to the shops and since the rezoning more people have moved to the area increasing the traffic problem The map indicates oleander way as the only small parking area unless you widen Whitfords avenue or Dampier avenue Or does the city plan to bulldoze some trees and turf in the park and add a 40 to 50 bays for the park users Not to add more parking would create a absolute nightmare you only need to visit the visit the bike park at the end of ocean reef road to see the amount of traffic that uses the carpark there day and night There is many larger parks in the city that can accomodate the park and also have a great amount of street parking Regards [ - - ]</i>
<b>Not applicable</b>	<i>I have only lived in the area for [ - - ] and I've had serious issues with the young men that ride around and through this park. They have absolutely no regard for the other users of this space. They are disrespectful with their rude gestures and words and this proposed track will encourage more of the same. Bigger numbers of the same calibre would encourage more of the same behaviours which I believe would lead to many people being intimidated and therefore not being able to enjoy the space safely. Many young families with small children use this space along with quite a few elderly people enjoying the tranquil area to walk their dogs. The young men/teenagers currently living in the area do not have any regard for others in the park and I've witnessed first hand their rudeness and hooning activities. I for one feel afraid to be in the park when they are speeding around and generally making a nuisance of themselves. I plan to be in the area for a long time and I'm just not feeling like this is the best choice of venue. As for the toilet, yes, it would be handy but I dare say other activities like drug taking and vandalism will soon be prevalent. As I said I strongly oppose this BMX track and hope the shire can fine an alternative space.</i>
<b>Not applicable</b>	<i>I was previously [ - - ] of [ - - ] so know the area and the park well. There aren't many facilities for the youth of the area in this part of Kallaroo and I know that the proposed facility would certainly enhance the usefulness of the park and would be very popular. 100% behind the proposal for this, it's certainly needed.</i>
<b>Not applicable</b>	<i>Braden Parks basketball pad was dismantled and we were told that a basketball pad would be provided with a new bike trail in the Percy Doyle area. Percy Doyle is not included in this proposal so a lose/lose situation for the southern suburbs of C of J!</i>
<b>Not applicable</b>	<i>I fully support all of the new facilities proposed and welcome a fast-tracked timeline for them to be approved and installed. The new facilities will provide a much needed free public space for our children to enjoy.</i>
<b>Not applicable</b>	<i>Any extra spaces for our youths to go will have a massive beneficial impact both mentally and socially. There just aren't enough especially in the Padbury area and the ones that have been upgraded or tidied up are pathetic to say the least. Most park upgrades (although positive that something is happening) is just not enough and mostly aimed towards younger kids eg 2-8yrs old! For example, McDonald park, Forrest Park and Fraser Park.</i>
<b>Not applicable</b>	<i>I think this is a perfect location for the track. My son and all of his friends are using this park everyday and I think with such a strong community the track will be a great addition.</i>

<b>Not applicable</b>	<i>I am strongly opposed to the proposed bike trail proposed for Charonia Park, believing that it would alter the current balance of a place that currently offers both respite and activity in a suburban setting. Charonia Park is an aesthetically pleasing, natural green space, with trees and birds and unconstructed play areas, a haven in a city. Introducing a large, manmade structure is a blot on the landscape where the disadvantages outweigh the benefits to me. Specifically, I am concerned that the park is too small to support an experience that really belongs in a larger, semi rural situation to authentically provide trail bike riding. This proposed track appears 'mean' and 'plastic'. There are currently kids riding through the park, I wonder if they really need something specific like a trail. I worry about the users making noise, creating mess from leaving rubbish for example, and mostly, riding on electric scooters rather than manual push bikes. Many dogs in the park will chase scooters and bikes, so I am concerned there will develop a state of tension between the dog walkers, parents with small children and others and the bike riders, creating safety concerns. It would be very sad if Charonia had to become an on-lead dog walking park to accommodate the bike riders. Thank you for the opportunity to voice my concerns.</i>
<b>Not applicable</b>	<i>These pump tracks are a great initiative, my son who is 9 and I love going around to different ones around Perth. My first preference would be for Gibson park but would love to see any new tracks being made Hopefully it gets put through!</i>
<b>Not applicable</b>	<i>I think it is an excellent initiative. I have read that some people think it will encourage anti social behaviour, I actually think the opposite is true as they will have a focus to channel their energy. My kids grew up in Mullaloo and one of my grandchildren went to Mullaloo Heights, they would have loved having a bike track. We should be doing more to encourage kids be active, not everyone can afford organised sports so this will be a great free facility for them. I do not see how a bike track will have a major negative impact on flora and fauna. A few shrubs may have to be sacrificed but in the whole I think people will want to look after the area to protect access to the track. WELL DONE</i>
<b>Not applicable</b>	<i>Absolutely brilliant, we currently don't use the pump track at Kingsley as this gets far too busy (which then gets dangerous) so having more available will really help that. Toilet facilities are definitely needed (again, that's an issues at Barridale drive pump track.) So good to provide an advanced track near whitfords too. Looking forward to these being built a lot!</i>
<b>Not applicable</b>	<i>We need more of there with adequate shade too . If they can be made out of Asphalt it will greatly reduce ongoing repairs and cost to the tax payer Do it once do it right</i>
<b>Not applicable</b>	<i>Teenages need places like this within the Shire Teenages needs are often overlooked due to local NIMBYs. Disappointing that the Marmion Braden Park basketball was removed and hopefully more initiatives like this will be rolled out more broadly within the Shire, including reinstatement of theMarmion basketball ring at Braden Park</i>
<b>Not applicable</b>	<i>I love the idea!</i>
<b>Not applicable</b>	<i>I think this is a fantastic ideas for gibson park. It will mean we will frequent the area. If there could be some upgraded facilities for slightly younger as well( 6-10) even better but I'm very happy with the proposed pump track and toilets. Next can we please have toilet facilities at forrest park!! :)</i>



<b>Not applicable</b>	<i>The mountain bike node at Charonia Park, appears to be a highly technical facility, potentially limiting users to only those with a very high skill set. Its also located 20 minutes uphill ride away from nearest Edgewater Station potentially hindering attraction to those riding to it from outside local catchment. The above items may hinder optimal use of the facility proposed at Charonia Park. Whitfords Park west is in desperate need of desire line pathways as it provides pedestrian links to Dampier Avenue, Whitfords City western end, and St Marks School beyond. As it is also used heavily for dog walking, pedestrians shouldn't have to hope to dodge dog feaces hidden in the grass as they walk/ride to their destination. Hopefully these can be included in either these works or the other works advertised recently for Whitfords Park West. Bollard Barriers should be provided to limit parking on the adjacent Bridgewater Dr verge as this is a well used pedestrian access point. Signalised crossing at the Dampier ave / Whitfords Ave junction should be upgraded to prioritise pedestrians. The underpass is an dangerous and unattractive option for crossing Whitfords Avenue, so improved crossing facilities should be provided to minimise the potential increased jay-walking from Whitford City to the park that maybe expected when facilities are operational. Water fountains should be provided at each facility. Provide close proximity bin access at each facility. Consideration should be given to providing varied youth/age facilities at the parks. Basic exercise equipment like pull up/dip bars (not bizarre contraptions that no one uses), tennis walls, ninja parks would attract a mixed crowd. It appears existing bmx facilities in the city have mixed popularity so caution needs to be used to avoid 4 more duds. Could one facility offer a more basic single track mountain bike experience appealing to a wider age group like that at Britannia Reserve in Leederville.</i>
<b>Not applicable</b>	<i>I strongly oppose a bike track being constructed at this park in such close proximity to a primary school. If it was to be constructed close to the school I fear there may be increased risks to the young children at the primary school. These school is not fenced and there is a before and after school care that operates outside school hours, at the times you are likely to have older kids/teens using the bike track, this will pose an increased risk to the children. When you have a mountain track you will also have older children/teens congregating and socialising in this area and potentially wandering around the open grounds. This is not appropriate in a school that has kindy and pre primary's in before and area care where they often go and play on the playground after school. This bike track should be constructed at a park without a primary school attached to it such as Black Boy park in Mullaloo. If a bike track is constructed near a school it should be a High School such as the track at lexen park near ocean reef primary school. Please I urge you to reconsider, particularly a mountain bike track which will attract high school children and teens!</i>
<b>Not applicable</b>	<i>I strongly support the development of all of the proposed urban tracks. My family use the current facilities in Kingsley and Duncraig multiple times per week. In addition we travel to the tracks In Leederville, Baywater and Fremantle. We have seen the positive impacts there facilities have provided young people and the friendship, fitness and community spirt they build. The proposed developments will also allow young people in the city of Joondalup more opportunity for skills development. In the digital age, I strongly support any city of Joondalup infrastructure development to encourage young people to spend time with friends outdoors. Basketball WA is continuing to advocate for more facilities, and whilst only a basketball pad is proposed I strongly support this and any other basketball infrastructure projects. Thank you</i>

Not applicable	<p>Would love to see a pump track in Gibson Park as my son regularly uses the pump track in Duncraig.</p> <p>[multiple responses]</p> <p>We have lived in Padbury for [- -] years and have 2 primary school aged children. My little family is very excited to see new exciting and engaging things happening in our area.</p>
Not applicable	<p>100% in favour of new toilet facilities - please make them individual unisex - so much safer for parents of small children. Don't do separate male/female too hard for single parent families. Hand washing should be placed on outside of toilets. 100% in favour of all/any urban bike trails, mountain bike trails- great to facilitate active kids/parents teens to get out and use them. Great to incorporate nature and the urban bike trails.</p>
Not applicable	<p>Upgrades to old facilities is a must and additional new facilities that encourage youth to enjoy the out door life must be a bonus for them it also keeps them in a controlled area rather than damaging the bush lands and sand dunes.</p>
Not applicable	<p>Bout time is all I can say</p>
Not applicable	<p>Think this is a great addition to all our parks. So good to have our kids out side and not watching TV.</p>
Not applicable	<p>having more bike facilities is needed and this proposal would be amazing</p>
Not applicable	<p>It would be amazing if they could consider attaching a small concrete skating rink for the girls 😊</p>
Not applicable	<p>I think the toilet facility is great. The proposed bike track I would just hate to think it would bring the wrong crowd particularly for the community garden. Will CCTV be used also? I would worry the age group using the bike track would also be inclined to be destructive to the community garden. Also it is proposed for the exact spot the dog training takes place. The trees offer great shade for the training and I'm sure other clubs or get togethers use that shade. Could the track be moved? Maybe closer to Gibson or closer to Pinnaroo?</p>
Not applicable	<p>I think this is a fantastic initiative for all the parks listed, especially Gibson Park, Padbury. Padbury is definitely lacking in anything for the older age groups and I think this would be well used for both young and older groups. You have my full support for this. Can't wait for commencement!</p>
Not applicable	<p>I go to the park at least 1 to twice a day. The amount of dogs and people that walk the park is huge against and considering the amount of children that would use the trail track. On the weekend when the grounds are used for soccer starting Autumn, it is wonderful to walk all around the outside under the trees and dogs to explore. In the city it is wonderful to enjoy nature and quiet in the community. I would like to see the money put into Mullaloo beach ocean to be kept clean. For the community and nippers / life saving. I believe there is not a shortage of activities for that age group you are targeting at this current time. Look after what we have first ... which is very special.</p>
Not applicable	<p>Please use learnings from shepherds bush facility in Kingsley to inform Gibson park development requires clear line markings for ability levels. recommend signage on BMX etiquette i.e. all follow same way to avoid crashes - arrows on floor to show direction of traffic Clockwise</p>
Not applicable	<p>The pump track and toilet to Gibson Park is a fantastic idea. It would be great to have effective lighting and security measures in place to deter antisocial behaviour in the area, to ensure safety, especially at night. A concern is that the PCG will be a target for vandalism. As the garden becomes established, it would be great to somehow ensure people using the surrounding park area know the garden is to be respected and that they are welcome to be part of it rather than cause damage to it.</p>

Not applicable	<i>I think the project at Gibson Park will be a wonderful addition to the current infusion occurring at the location. It will just create more for families to engage in whilst at Gibson Park. The addition of the UAT will be great, especially seeing the toilet within the Community Hall is inaccessible unless the Hall is hired. My major concern is inclusion, or lack there of, for disabled and higher needs residents and visitors of the park. The disabled toilet in the hall are not up to current DDA standards, as they were built prior to 2011, and now without a Changing Place planned in the area, there is lack of inclusion for people who rely on these facilities. As the Padbury Community Garden is creating a fully inclusive space, and will be providing meaningful activities for people with additional needs to engage in, it would make sense to provide a suitable toilet so to allow these visitors to fully engage in the experiences without worrying about the simple issue of where to go to toilet or clean up.</i>
Not applicable	<i>I would like to know why money is being spent on these parks when Galston Park still has an incomplete pump track - and need toilet facilities. Also Braden Park is in need of something for a growing kids. At the moment, the playground is for toddlers and below, there is nothing for teenagers now adolescence to do at the park</i>
Not applicable	<i>I believe there needs to be as many interactive components that make up an open space in the suburbs. All pump tracks could have for example an enclosed dog area which creates a more family friendly environment while still being a welcome place for teenagers to hang out in. In Subiaco, they have a wall painted for soccer goal, tennis net etc. for multiple sports and it is utilised quite a bit by multiple groups and doesn't take up a lot of space.</i>
Not applicable	<i>I am a social worker that works for the [---]. I work with young people in the community that have involvement with youth justice services. I feel any activity that will engage young people in a positive meaningful way will be of benefit to the community. Currently young people have to ride to other suburbs to use bike tracks and feel something in Padbury would be highly used and appreciated by the young people themselves and their families.</i>
Not applicable	<i>Not sure WHY Sorrento has been left off the list of parks to Upgrade 😞😞 looks like we will be left with outdated McDonald's plastic style playgrounds for toddlers - 8 yr olds 😞 ABS stats for age 10-19 yr olds: Sorrento: 1093 Padbury: 1050 Mullaloo: 941 Heathridge: 730 Kallaroo: 723 Yet Sorrento isn't listed as a suburb for an upgrade 🤔 There's already a pump and jump track in Kingsley, so why another so close in Padbury?</i>
Not applicable	<i>All these pump parks are great initiatives for older children but please do up our park in Woodvale (Trappers Park) so that the primary school children can use it, at the moment the grass is non existent and the playground equipment awful. A bicycle track would be great for little ones to learn to ride (younger children pre pump park age).</i>
Not applicable	<i>I think having a bike park in Mullaloo would be perfect for our kids. Thank you. Blackboy Park is also a park that could potentially be looked at for an area to be upgraded for kids? Thank you very much.</i>
Not applicable	<i>This is such a great project for the COJ to be taking on. We have fallen so far behind other councils in this respect. We should be looking at what the city of Bayswater have done in the area to get some perspective of what really should done in the COJ. Congratulations on making a start.</i>
Not applicable	<i>Great initiatives, me and my son look forward to seeing these progress. There should be a pump track in every park.</i>
Not applicable	<i>COULD YOU THROW SOME MONEY AT GETTING THE YOUNG HOONS OFF THE DUAL USE PATHWAYS ON THEIR ELECTRIC BIKES. SPEEDS ESTIMATED AT 50KM/HR +. HAVEN'T SEEN ANYONE KNOCKED OVER YET, BUT CLOSE ENCOUNTER A FEW TIMES. IT WILL HAPPEN.</i>
Not applicable	<i>I think these proposed changes will be a wonderful addition to each park.</i>

<b>Not applicable</b>	<i>I think the Charonia Park mountain bike node will be an excellent addition for growing demand as long as there is adequate security monitoring of the site. It is an excellent proposal in the absence of the previous proposal for the mountain bike trails at Lake Joondalup which should be supported and developed further.</i>
<b>Not applicable</b>	<i>Urban Bike Trail - Additional parking. There is already insufficient parking at Gibson, eg. during dog training, and the verge on Pinnaroo Avenue is often used. Older children may be able to cycle but younger ones will probably be taken down by their parents in a car. - Proposed site in Gibson Park. Is this too far back? 1. I understand that part of the bike trail might be suitable for very young or those with disabilities. Putting it toward the back of the park may make it less accessible, or require a longer access path. 2. Having it further forward would allow more open space for dog walking at the back rather than around the trail area. 3. Further forward, nearer Pinnaroo Ave, would also allow activities to be more visible, potentially reducing vandalism and unwanted behaviour.</i>
<b>Not applicable</b>	<i>The trails would be a great feature, and would be even more useful if a set of dirt jumps where available to also use there, all in all a really good thing for our community</i>
<b>Not applicable</b>	<i>I think this is a great idea and would love to see it implemented 😊</i>
<b>Not applicable</b>	<i>I am in full support of the new proposed facilities and any that will keep our kids active and safe and enjoy living in our area. The population of new kids on the block in Padbury has grown immensely since my children were young. I wish they'd had more access to the wonderful parks amenities that are available now.</i>
<b>Not applicable</b>	<i>Will be beneficial to the community providing a safe area for older children who have outgrown the playground. Good to promote physical activity and good mental health in older children</i>
<b>Not applicable</b>	<i>We have two boys that loves to go biking, the closest pump track in in Kingsley and we live in Connolly, it's is not always possible to drive to Kingsley on a weekly base due to time, but if Heathridge's pump track opens 😊 it will mean that local kids can frequently ride down from surrounding suburbs to enjoy using Lysander pump track.</i>
<b>Not applicable</b>	<i>Great idea COJ! We have x2 young kids who I'd love to see using this facility once they are able too.</i>
<b>Not applicable</b>	<i>The park is great as is. Not the right size park for a bike trail. The trees are lovely and should not be disturbed.</i>
<b>Not applicable</b>	<i>Things like this are needed to get kids out and active, off their devices and for better physical and mental health. I'm over [- -] and I would use it too. It's a no Brainerd we need to support these proposals. PLEASE!!</i>
<b>Not applicable</b>	<i>My son is into Freestyle BMX, racing BMX and Mountain Biking. Having moved to this area from SOR 2 years ago he has struggled to find locations suitable for what he is passionate about. He is [- -] and is just starting to venture out on his own for short periods of time with his friends. We would love to see more local facilities that are suitable for him and his mates to go to. It keeps them fit and healthy, is good for their well-being and mental health and promotes community spirit. Our other [- -] children also enjoy going to the facilities, on occasion, to participate in the sports and community activities held at them. Well done to the City of Joondalup for proposing such wonderful local facilities to promote outdoor recreation in the community.</i>
<b>Not applicable</b>	<i>facilities proposed as part of the Urban Bike Trails project at Lysander Park: Having a pump track closer to Tapping would be great for my kids aged under 5. It will promote a healthy lifestyle, exercise and being outdoors. If possible the pump track should be fit for beginners / small children as well as adults of all skill levels.</i>

<b>Not applicable</b>	<i>It would be great to have plenty of seating around nearby for adults. Also a little pump track for the little kids while the bikes kids are on the bigger jumps. Thanks.</i>
<b>Not applicable</b>	<i>I feel that all the parks need to be updated and it would be good for them all to have a pump track and different to the next suburb so kids could move to different parks in the day and experience different tracks</i>
<b>Not applicable</b>	<i>I don't have a comment on Urban Bike Trails, per say because, on the whole they don't affect me. However the Bike Pump Track in Heathridge Park does directly affect me. I have lived on Lysander Drive for nearly [ - - ] years, in such time we had planted trees throughout the park , some of which are unmarked memorial trees, watched children and grand children play on and enjoy the park. A number of years ago a number of then residents vehemently opposed a toilet block being built on the park, simply because the majority of people using the park were locals. The last thing we needed was a gathering place for homeless and drug dealing. One of my concerns for the Pump Track is the SIZE! The size of the project is Far too large for the site. It will destroy the open spaces now available to residents. Its a park meant for the residents not for people tearing around on Bikes. Lots of people take their dogs to the park to get some exercise, that would be greatly affected with the Pump Track. As well as small children being able to kick a ball without the danger of being hit by a mountain bike. The whole concept is in the wrong place and the money should be spent on more important issues in the suburb,. My other concern is parking, and the negative affect it will have on the value of our homes. One can only imagine the whole curbside of the park be taken up with parking, and presenting more danger to pedestrian's. I can only hope the powers that be, can use common sense and not proceed with the project, to save residents a lot of effort pushing to have it stopped in its tracks</i>
<b>Not applicable</b>	<i>My [ - - ] and I strongly object to the construction and on going use of the Urban Bike Trail in Charonia Park. It is going to be too close to homes which will have to expect an increased traffic and noise level. There is also a chance that there could be some unsavory behavior in the area caused by this attraction. This could cause property devaluation. We have been living near this wonderful green space for [ - - ] years and it is one of the reasons we purchased land near the park. We would be very disappointed to see the partial destruction of the park by adding a bike trail dead zone. We would like thank you for your consideration of our input in this matter.</i>
<b>Not applicable</b>	<i>I think these are all absolutely fantastic initiatives and something that our area and particularly youth of the area have needed for some time. I would have loved to see it complement the skate facility at Mirror Park - or perhaps even something incorporated into the open area near the North Shore Community Hub. But maybe that will come in time - however understand that with these new facilities any further additional ones are unlikely. Great work - and look forward to taking my young son there on a regular basis. Hopefully they are well maintained similarly to the skate park at Mirror Park.</i>
<b>Not applicable</b>	<i>Sounds like an excellent idea to give our kids somewhere to go and play sport</i>
<b>Not applicable</b>	<i>This is a fantastic proposal. I usually had to put the kids bikes in the car to a head to the Kingsley track With a downsize in vehicle and bigger bikes in has become to hard. Unless we all ride there which can be entertaining with young ones. I'm sure there are many that feel the same way. They will be as pumped as I am. Hope it goes ahead. The more facilities the better.</i>
<b>Not applicable</b>	<i>Excellent ideas such a great initiative to invest in that age group who need outdoor activities &amp; friendship connections</i>
<b>Not applicable</b>	<i>I strong support of both! Great additions to the community</i>



<b>Not applicable</b>	<i>Nothing to add. But support all that is proposed. Better use of some of those open spaces and some activities for the kids to get outdoors and healthy is a great idea. As long as they are tastefully done and appropriately maintained then it will be good to see the final product. Would of been nice to include Triton Park Mullaloo since the old poorly conditioned existing bike track that has been left behind.</i>
<b>Not applicable</b>	<i>Age 11-25 ???? Who will police it ???? Too close to people's homes Problems with dogs and e-scooters already. Needs to be enclosed with a fence</i>
<b>Not applicable</b>	<i>Love the proposal and as someone with 2 bike mad kids think this is exactly what's needed.</i>
<b>Not applicable</b>	<i>Gibson Park would be an excellent location for a pump track. The park is well shaded, has ample space, and is set back away from busy roads. I strongly support plans to install a pump track and any other recreational facilities at the park. I don't believe installing the pump track would be a detriment to the dog training and other current activities at the park. Installing a new toilet facility would likely benefit park users. I believe the overall development would enhance the amenity of the area and be a positive change for the community in Padbury and surrounding suburbs. I support any development that will encourage kids to get active and reduce screen time.</i>
<b>Not applicable</b>	<i>This is much needed for the youth of these areas. I have boys at the age of using pump tracks and bike trails and they would absolutely love something local that they can ride to from their home. I am very strongly in support of this going forward. Thank you. [- - -]</i>
<b>Not applicable</b>	<i>Fantastic idea to get children outside and off all electronic ideas .And to have family time to enjoy seeing children and parents talking .</i>
<b>Not applicable</b>	<i>I have two very young boys, we cycle everywhere and they are both keen BMX bike racers at Wanneroo BMX club. We go to the Kingsley track fortnightly and the Duncraig Galston Park pump track alternately too. Having these new tracks within cycling distance would be phenomenal for the boys physical development and enjoyment of our city. Kingsley is popular, and very crowded at times and I think the additional opportunities for cycling in other locations is long overdue. I'm very glad to hear the trees will be maintained, though if there is some consideration made to shade sails / gazebo where parents can sit and watch, and the kids can rest, that would be excellent. The Kingsley track and its shade there makes it very bearable during summer, while the stark openness of the Duncraig facility makes it a sunset activity only during Summer. Lastly, please have a bin close to where the kids will launch from. As much as we can hope, these parks will be looked after by most kids. But empirical evidence suggests that a bin more that 5m away, is unlikely to be used by all and fast food, chocolate wrappers, cans etc will be strewn around.</i>
<b>Not applicable</b>	<i>I am sick and tired of JCC constant spending on puff pieces. Put our powerlines Underground.</i>
<b>Not applicable</b>	<i>Having more local urban bike trails will encourage kids to be outside rather than on their tablets. My kids LOVE being out on their bikes but with cars zipping around on the roads, they're not old enough to be able to ride anywhere but a bike park. They currently go to the one in Kingsley which is quite far so we don't frequent it as much as we'd like</i>

<b>Not applicable</b>	<i>As a parent of three young children attending, I am travelling often by car to Mirror Park and Kingsley to use their bike facilities for my kids. I would much rather walk to a bike facility in my own community. We as a family really enjoy using bike trails as they promote healthy activity, friendships made at the site and add a positive feel to the environment. If built right, it should fit right in with the local environment and encourages more people to get out and experience our wonderful parks. Charonia is a large space that can cater to all types of people in our neighbourhood and I hope this brings more people out of their houses and into nature while keeping active. I strongly support this proposal and I thank our local council for putting it forward!</i>
<b>Not applicable</b>	<i>It's good to see proposals for this age group. Sorrento is very lacking in facilities for this age group, too.</i>
<b>Not applicable</b>	<i>I believe all of these proposed facilities will be great for the community and provide a place for lots of these kids to go to. As a young family we hope to one day utilize these facilities.</i>
<b>Not applicable</b>	<i>Although I fully support the provision of basketball and bike facilities, I believe the location of Whitfords West Park, adjacent to busy Whitfords Avenue and Dampier Avenue, is a recipe for disaster. I could imagine excited kids dashing across Whitfords Ave. The other locations are either not near main thoroughfares, or are separated from the roads by barriers of trees and bushes. Perhaps if a vegetation barrier was established alongside Whitfords and Dampier Avenues, to channel people towards the underpass or traffic lights; this may mitigate the risk of kids dashing out into busy traffic. Furthermore this would be in line with greening the city.</i>
<b>Not applicable</b>	<i>I am a Mountain biker myself with a youtube channel with over [ - - - ] subscribers. Me and my friends build jumps in the bush that regularly get taken down and we would love and appreciate some new bike parks locally. We would love some wooden berms and jumps ranging from green tracks (beginner) to black tracks (Advanced) so people such as myself can enjoy the bike park as well as the younger children. My local bike track is the duncraig (Galston park) track and the tracks surface is scraping away and proposes a risk to people on their bikes. We would prefer the bike park to be made out of Tar and wood or even concrete lips for the jumps. Last year me and my friend did a speech in front of the mayor about how the council should provide more bike parks and the mayor said he would do so. Thank you!</i>
<b>Not applicable</b>	<i>It would be wonderful if the new toilet was an Accessible Adult Change Facility, rather than just a Universal Access Toilet. This would mean more people could access the Padbury Community Garden, which we are working to make as inclusive as possible. My family is very fortunate not to need such a facility (yet), but there are families and individuals who can't visit places outside their homes unless they have access to an AACF. I think it is time that we create public spaces that are accessible to everyone, rather than just the majority of people. This is a fantastic opportunity for the City of Joondalup to really set the standard for an inclusive public space.</i>
<b>Not applicable</b>	<i>Charonia Park is the main park in the area for dog walk. I was once walking my small dogs when a group of teenagers in electric bikes started zooming very fast around us. It was scared how careless they were about us. They could have killed my elder dog. There is also a primary school and a kindergarten attached to the park, which increases the volume of children and parents walking around. Those families would also be at risk of getting hit by those fast ebikes.</i>

<b>Not applicable</b>	<i>Recommend to continue allowing the option of dog walking and exercising dogs through this park. Love the proposal of having the pump track and toilets, it will improve the experience for everyone. Option to fence off an area for dogs to help those with puppies to develop recall, etc. Would also be good. Currently no fenced exercise areas for dogs that I am aware of. Drink fountains with dog drink areas would be appreciated.</i>
<b>Not applicable</b>	<i>HOW on EARTH has SORRENTO been left off the upgrades? I put up a post to the Sorrento FB group MANY months ago suggesting an upgrade to Sorrento's very outdated park facilities to cater for our 12-16 yr old age group. I received such amazing/positive feedback from the Sorrento Community and also many completed a quick survey to support the idea to include a youth age appropriate recreational outlet IN Sorrento. Which I complied and sent to COJ along with images of parks that would appeal to our 12-16 yr olds and other hard facts and sent this all to certain representatives who "advocate" for our suburb... which has obviously fell on deaf ears 😞 the communication back from them has been dismal at best! Gutted! Please report this back to Christine Hamilton - I am bitterly disappointed 😞 Now... Although fantastic for the areas stated... Not sure WHY Sorrento has been left off the list of parks to Upgrade 😞😞 looks like we will be left with outdated McDonald's plastic style playgrounds for toddlers - 8 yr olds 😞 According to ABS 12-16 yr old in our area make up substantial numbers, more so than some of the suburbs listed as areas to receive an upgrade. Please explain to me why!!</i>
<b>Not applicable</b>	<i>There are limited play opportunities for older kids in the area and it is important to cater for this group. Gibson Park is currently under developed and this project will increase its utilisation.</i>
<b>Not applicable</b>	<i>I am pleased at the new proposals. I think its great for all who use this park. I would like to ask or propose the installation of 2 gas BBQ 4 if possible. We have a beautiful table that was installed some years ago and it would be very much appreciated by users to have a BBQ.</i>
<b>Not applicable</b>	<i>Great initiative. Ball sports should never be placed next to bike and skate facilities, kids playgrounds should also be miles away. A great jump line would be my choice for the park with at least five jumps per jump line. Three jumps is not enough.</i>
<b>Not applicable</b>	<i>Great move forward, we need more activity infrastructure for a family-focused suburb. please look at more park sites for upgrading.</i>
<b>Not applicable</b>	<i>I think any free facility to engage our youth can only be beneficial to all communities. Great proposal.</i>
<b>Not applicable</b>	<i>I think these are great initiatives the will further help to create community engagement and more opportunities for those who enjoy an active lifestyle. The isolation of Gibson Park raises concerns with the security and safety of the children who will use it.</i>
<b>Not applicable</b>	<i>Build all of them. There's too many kids sitting at home on devices. Anything that encourages them outside doing physical activities and socialising with other kids is a good thing.</i>
<b>Not applicable</b>	<i>We travel all over Perth, including Falcon to ride on pump tracks and we fully support 1 being close to where we live so boys and girls have a productive out rather than being bored and staying indoors or making trouble.</i>
<b>Not applicable</b>	<i>Absolutely support the new bike pump track at Charonia for our kids!</i>
<b>Not applicable</b>	<i>Strongly support youth activities</i>
<b>Not applicable</b>	<i>Fantastic idea!</i>



<b>Not applicable</b>	<i>The kids around burns beach and illuka need a bike track to accommodate our young population as they are digging and making ramps in the gardens at the parks , as it seems great for the other parks getting funded a feel this community should of Beeb considered 1st as an ongoing problem with the kids in the neighbourhood, there's a new school in burns beach but the surrounding parks do not accommodate young teenagers , pretty disappointed that we are missing out when padury already has something and is neighbouring heathridge and whitfords which has a skate park , nothing for our youth in my community</i>
<b>Not applicable</b>	<i>My 13yrs old and friends tend to go to the city more which worries me as there isn't enough parks for bikers around for them to do jumps on Toilets at all the parks are a must these days we pay enough rates why not give something back and look after the kids to get them active Also do park drops like wanneroo does Where they go around with drinks and food checking on the kids at the parks and ask them if they have any concerns Cameras are a big yes also .</i>
<b>Not applicable</b>	<i>Very grateful for the investment in our beautiful park. My children are 9 and 10 and will make use of this frequently if it is built.</i>
<b>Not applicable</b>	<i>The youth and Padbury Community need facilities and healthy exercise for youths' wellbeing physical and mental health. A place to meet and connect. There are no youth recreational public outdoor facilities near Gibson Avenue Padbury Commercial Centre where there are none of these public facilities for them. In my opinion this would lower the rubbish, keying damage of cars parked in the shopping carpark Gibson Avenue, Padbury, break ins, graffiti, theft and socially unwanted behaviours. As occurred in recent years.</i>
<b>Not applicable</b>	<i>Gibson park definitely needs a toilet. Can be used by the whole community. An excellent idea.</i>
<b>Not applicable</b>	<i>We love using Lysander Park almost daily for walks, dogs and casual picnics. We live within [ - - ] of the park and have not been consulted on this proposal as stated [ratepayer is silent in the City's system, so was excluded from mailout]. We are very family minded and love kids and animals. (Semi Retired Primary School Teacher) People we meet at Lysander Park talk about wanting to add some facilities for family and youth catch ups. eg some barbecues, some tables, a water fountain and a couple of basketball hoops. We don't want an ugly asphalt monstrosity like that at Candlewood Park in Joondalup which is no longer used and now no more than environmental pollution where grass and vegetation can no longer grow. Have you seen what this area looks like now?? Just mounds of bitumen and rubble with no greenery or facilities. There are much nicer, more efficient ways. Please don't do this to our beautiful Lysander Park.</i>
<b>Not applicable</b>	<i>I Do like these ideas but why put new facilities in where there are many that are very old and unusable within COJ. Heathridge Park facilities are a disgrace and need major upgrading considering the heavy use by sporting clubs.</i>
<b>Not applicable</b>	<i>All for it. Kids of the suburbs and surrounds will greatly benefit from it</i>
<b>Not applicable</b>	<i>Charonia park is the only off lead dog park in the area. some of the dogs who frequent are hearing breed dogs who may chase as they think it is fun but not dangerous. however the kids on bikes do not like dogs and have been known to try antagonize the dogs. this is not a suitable site for a bike track and will be killing one of the only off lead dog areas in the city of joondalup</i>
<b>Not applicable</b>	<i>Good morning COJ, I believe the new pump track would be a fantastic addition to the area for children to keep them busy and having fun outdoors. I fully support this and look forward to hearing more about the development stages. Thank you [ - - ]</i>

<b>Not applicable</b>	<i>Wpuld be great to also see a basketball pad as their are so many youth walking around bouncing basketballs with no where to go. The heathridge oval needs an update and the only other accessible one is at heathridge primary which isn't ideal. Love the idea of the pump track though</i>
<b>Not applicable</b>	<i>I believe it would be a great idea to create something positive for people my age to do. A lot of my Friends mountain bike and dirt jump but we have nowhere this side of the freeway that allows us to practice with out creating our own jumps, which can be a bit sketchy at times.</i>
<b>Not applicable</b>	<i>The current bmx tracks are dilapidated and dangerous to use. Consolidating the tracks to one area is a great initiative and will provide a community level facility for children / teenagers and adults to spend time together using the facility or spectating. I have been a bmx and mtb rider for [- - -] years and have never had something like this near my house to ride. My child currently uses Triton Park, however this track is dangerous and has very little maintenance done to it. A facility with soother surfaces (in areas) will provide a great place for young children to learn. Charonia Park also has a great slope which will make the trails fun and engaging for advanced riders to use, without having to travel out of the City of Joondalup. A facility like this will also boost foot traffic to the local shopping centre and surrounds. It would be great to see something like the new facility in Bayswater under the bridge or Boo park in Fremantle. I would also like to recommend that additional money is spend on the finished surface to ensure there is a reduced need for maintenance like they have done at both examples above. If a working group is created I would be interested in joining to provide assistance to the City.</i>
<b>Not applicable</b>	<i>Fantastic idea. My 12yo spends his weekends riding his bike to Kingley pump track and one in Duncraig as there isn't facilities in Padbury for him and his friends that live in Padbury. To have great facilities for using their bike and having toilet facilities too would be amazing. I really hope it doesn't take too long to get it installed. The one in Kallaroo sounds amazing too and I'm sure his mates and him will ride across and use this one too especially as the in-laws live in Kallaroo.</i>
<b>Not applicable</b>	<i>As we are not getting any bmx jumps at Lysander park, could we design the pump track to be similar to that of the Kent st weir pump track. We have no facility like that north of the river. I would like to see the pump track design incorporate a jumps line. Unless there is a plan to build additional jumps that the other proposed tracks are getting?</i>
<b>Not applicable</b>	<i>Perth has plenty of pump tracks but not many jumps. A combination of a pump track and a jump track is ideal for all levels. Kingsley pump track is the ideal facility. One additional feature that would greatly benefit all riders is a set of three mulch jumps varying from 3 to 8 ft height. Mulch jumps allow beginner riders to safely attempt their first jumps before heading out into the tar/dirt. A larger mulch jump also allows experienced riders to safely attempt tricks before trying them in hard packed landings. All jump tracks/pump tracks can benefit from clear directions identifying the correct rotation of the track. Lastly, variation of facilities is important. There are far too many concrete jump lips and not enough dirt/tar tracks like Kingsley.</i>
<b>Not applicable</b>	<i>I think it's a wonderful initiative. We need more safe outdoor spaces that promote a healthy lifestyle in our community. I would much rather have a bike track I can walk to instead of having to drive my car to bike tracks in other suburbs. Fully support and hope it goes ahead</i>
<b>Not applicable</b>	<i>Just do it now, otherwise it will be more expensive in the future.</i>
<b>Not applicable</b>	<i>It'll be great to have a pump track in Padbury! We currently take our kids to other suburbs to enjoy this activity.</i>

<b>Not applicable</b>	<i>Hi, We think it is fantastic the city is investing in these projects. There is a major lack of bike park facilities in the metro area. Please carefully consider that basic single loop pump tracks may be not tick all the boxes! We need bike parks that include intermediate and advanced jump lines incorporated into the pump tracks. This will ensure that kids, teenagers, and adults alike can spend countless hours riding and improving skills. These facilities if well designed and maintained will last for years and provide great physical and mental benefits to our community. Example's of successful metro bike parks which we frequent include: Shepherds Bush, Boo Park Fremantle, Adura Park Ellington, Bayswater dirt jumps, and the new Tonkin Highway (below bridge pump track), just to name a few. We are hopefull the city will not waste funds on basic single loop pump tracks that do not cater for more advanced riders as we would view this as a waste of rate payers money. We look forward to seeing more detailed concept plans that show pump tracks to suit a full range of skill levels. Please note our comments are based on the initial concept plans provided which show very basic single loop pump track at Gibson Park for example. Kind regards, [- - -]</i>
<b>Not applicable</b>	<i>excellent to see more facilities coming. More things for young kids to do! COJ need more bike tracks pump tracks and fully support these developments</i>
<b>Not applicable</b>	<i>Much like the unwanted 24 hour IGA we believe this will increase antisocial behaviour in the area</i>
<b>Not applicable</b>	<i>Great initiative, much needed.</i>
<b>Not applicable</b>	<i>My concerns are the location of all proposed bike trails and how it will affect residents. We have to take in consideration residents living near the the location. I can see how busy is Mirror park from early morning to late evening. The advantage of Mirror is it is quite isolated. As a home owner, I'm concern of increase of noise and traffic in residential area. Please advice where exactly the trails will be located when proposing as it will affect support from the locals. Regards, [- - -]</i>
<b>Not applicable</b>	<i>I strongly support the new facilities in all these locations as it provides a space for children, adolescents &amp; adults to participate in a physical activity within their community which is in a closer proximity than is already available in neighbouring suburbs of Ocean Reef, Duncraig, Carine &amp; Kingsley. I strongly suggest that each park provides spaces where both scooters/skateboards and BMX/bikes are able to be used. I am a mother of a child who has loved all these activities since he was 3 yrs old. By limiting one type of activity to a suburb it does not provide the children &amp; adolescents, who live in close proximity, the opportunity to use the facilities if it limits their activity, abilities, enjoyment &amp; skill level. Examples of facilities we have found to provide all of this has been the new facility at Stirk Park in Kalamunda, Shepherds Park in Kingsley, Ocean Reef skate park &amp; Carine skate park. Each of these facilities have asphalt or concrete, areas specific to both scootering/skateboarding and BMX/bikes. I have noticed that if there is only gravel tracks, it will limit the activity to only bmx bikes. For rider safety &amp; prevent frustration, I also suggest an area specifically for younger riders to develop their skills out of the pathway of where more experienced riders use the high skill areas. I understand these facilities are designed for over 11 yr olds though the reality is that younger children will use these facilities too.</i>
<b>Not applicable</b>	<i>We have a street full of kids (and parents) that would absolutely love a new pump track. Plenty of room down there not being used.</i>

<p><b>Not applicable</b></p>	<p><i>It saddens me to confirm that overall I oppose and reject the City's plan for an Urban Bike Trail for the following reasons. 1. The plan is not derived from actively listening and learning from the community's freely provided contribution through years of presentations, education, research, public statements, design, deputations and questions to the City 2. The plan is not what the community want, it is not what our kids want and it is not what our kids need 3. The plan is short-sighted and it is a terrible waste of money and of opportunity for the City's kids 4. The plan is uninspiring and adds nothing of value to the brand of the City 5. The plan is biased and almost entirely weighted to BMX bikes commonly used only by kids under 9 year olds 6. The plan amplifies the City's reliance on under-utilised, expensive, capacity limited BMX Pump n Jump Tracks made from synthetic asphalt 7. The plan ignores the fact that our City's kids aged between 10 years old and 18 years old ride MTBs not BMX 8. The City chose to show highly unfavourable images of Charonia Park covered in asphalt just like a F1 circuit. This adopted bias by the City badly misrepresented an MTB Node and all it is meant to be, a unique and aesthetically pleasing yet challenging activity zone for MTBs constructed from natural materials (wood, stone, gravel, limestone). 9. The City did not consult with major stakeholders prior to the release of their plan. Without this stakeholder collaboration the City implemented its own requirements 10. The fundamental reason to have MTB Nodes is to entice our kids to move on to the next unique MTB Node. Only MTBs can move this distance along an urban trail as they are multi geared all terrain vehicles. Yet the City plan pushes BMX jump tracks when these are little stunt bikes incapable of movement along an urban bike trail. Note BMX riders are up to 10 years old and their parents drop their kids off by car at BMX venues and then wait. As such BMX venues require car parks and toilets and viewing areas. None of these dedicated facilities are needed at an MTB Node. 11. The plan fails to delineate any Urban MTB Trail, informally or otherwise, even though the City were given three by the community 12. The plan fails to understand that MTB Nodes in the dry land areas of some of our suburban parks are needed for kids local to them so that an urban MTB adventure journey on an urban trail is free to them. This is distinctly different from any planned single MTB facility in Yellagonga Regional Park that more closely resembles the thinking behind BMX pump and jump facilities being at one location also demanding car parks and toilets etc etc. 13. The plan is derived from the community's intellectual property of Interconnected MTB Urban trails as provided to the City but this has been distorted then twisted by the City to suit the City's agenda for almost irrelevant BMX pump and jump tracks everywhere by calling it an urban bike trail. 14. The plan is disappointingly a disaster for our teenagers and completely disrespects them and their well being, their mental health, their physical education and their learning and their contribution to date 15. The timing of the release of the plan is 2 years too late and now one year ahead of State Elections. This strategy has potentially made the plan a political weapon. The plan should have come earlier and from a Planning Department unfettered by Governance and Strategy so that our City could provide for its teenagers above any other motives or agenda. 16. The plan is derived by the City using its Community Consultation Policy. Disappointingly, in its definition of Community Consultation, this policy fails to mention any need for "meaningful" activity which seeks "meaningful" feedback. Through this loophole, the "informed decision making" suffers terribly and this time, with this plan, our kids are forgotten in the aftermath. Last week and last weekend three Councillors and the City Admin received files of relevance including a map of the minimum requirements for MTBs in any relevant urban bike plan and the community givens. Please see Cllr Christopher May for a copy. Regards, [ - - - ]</i></p>
------------------------------	---



<b>Not applicable</b>	<i>The proposal will be a great use of otherwise underutilized space. It will give young people of the area a productive and fun place to hang out and will be well used by the local community.</i>
<b>Not applicable</b>	<i>Great idea, we would definitely use it having two young boys. We don't currently use Gibson park as we find other parks in Padbury more engaging/suitable for our boys so this would mean another park for us to visit regularly. Having some sort of multi age use would be great eg. Track designed for older high school kids and a separate section for young children as we find our [- -] year old get overwhelmed if older children flying past the track even though they are confident riders. Toilet would also be great as so many parks don't have a toilet which means we don't stay as long.</i>
<b>Not applicable</b>	<i>My use of the park is primarily dog walking (off lead) and use of the playground with grand children. I support the installation of the pump track to provide an outlet for the youth of the area. Dog walking usually entails walking through the area of the proposed pump track. Please ensure that the new facilities are positioned to maintain, if possible, access behind the track so that a reasonably long walk can be maintained around the edge of the park. I would not like to see the park changed from a lead off park due to the new infrastructure as the park is an excellent facility for freely exercising dogs. In relation to the toilet my concern is vandalism, graffiti which will detract for the present feel in the park. I do not agree with only directly consulting with residents within a 400 m radius as the park as it is utilised by many others within the Padbury area.</i>
<b>Not applicable</b>	<i>The more high quality bmx and pump tracks available in the City the better as having a child who is strongly interested in this sport the choices of locations to support him in following this interest are currently limited. I feel there are not many in the local area and those that do exist are not well maintained other than Shephards Bush in Kingsley. We frequent the track on Beach Road and welcomed the upgrade to the gravel area. Having more options to pursue Bmx in the City will benefit many residents and their children, and will allow those interested in thw sport with more selection to build their skill sets on different tracks.</i>
<b>Not applicable</b>	<i>My nephew uses the bike track in Kingsley and I think it's great for the kids. His riding skills and socialization skills are really coming along from use of the bike park. As a soon to be Mum myself, it would be great to have one local to Padbury.</i>
<b>Not applicable</b>	<i>Please install a jump track style (like the one in Kingsley or the proposed Kallaroo). There are older kids in the area that have made jump tracks themselves, however have been demolished by council. Our kids would like this style track - pump track is not sufficient and will not keep them from building their own jump tracks.</i>
<b>Not applicable</b>	<i>I want to comment on the absurd amount of money that's continuing to be spent on youth facilities. It seems a huge disproportionate amount of money is being spent on programs/facilities, etc on the youth of Joondalup. Unfortunately little in comparison is spent on older citizens. It's obscene.</i>
<b>Not applicable</b>	<i>A new pump track at Gibson would be awesome. My friends and I use the pump track near Warwick Rd all the time, which is okay but small and the surface isn't the best. We would use Gibson far more. I'd like if the pump track was similar to the one in Kingsley. At least four jumps and all tarmac. Wooden berms and technical trails would make it cooler than other tracks in the area. It would be good to colour code the track and jumps by difficulty too. A drinking fountain would be good and maybe some bike tools and pump.</i>
<b>Not applicable</b>	<i>This will be a great asset to Padburys young people I know my grandchildren will use it a lot</i>

<b>Not applicable</b>	<i>I think it's a great idea to have this at Gibson Park, the one in Kingsley is great but from using this with my sons it would be better for these new ones to keep the harder jumps/route and their return track away/separate from the smaller/easier routes.</i>
<b>Not applicable</b>	<p><i>The proposed new facilities as part of the Urban Bike Trails project and the addition of a toilet facility in Gibson Park are undoubtedly positive steps toward enhancing recreational amenities and promoting outdoor activities within the community. Firstly, the Urban Bike Trails project holds significant potential to encourage a healthier and more active lifestyle among residents. By creating designated trails for biking, the project not only promotes physical fitness but also provides a safe and enjoyable environment for cyclists of all skill levels. Moreover, such initiatives contribute to the development of sustainable transportation options, reducing reliance on cars and promoting eco-friendly modes of travel. Additionally, the proposed new toilet facility for Gibson Park addresses a crucial aspect of public convenience and comfort. Access to clean and well-maintained restroom facilities is essential for visitors to fully enjoy and engage with outdoor spaces. The addition of a toilet facility not only improves the overall experience for park-goers but also ensures that the park remains accessible to individuals of all ages and abilities. Furthermore, both projects have the potential to attract more visitors to these outdoor spaces, thereby fostering a sense of community and social interaction. Whether it's families enjoying a leisurely bike ride together along the trails or individuals taking a break during their visit to Gibson Park, these facilities offer opportunities for people to connect with nature and each other. It's crucial for the authorities to ensure that these proposed facilities are designed and implemented with careful consideration for accessibility, sustainability, and integration with the surrounding environment. Additionally, ongoing maintenance and upkeep will be key to preserving the quality and functionality of these amenities in the long term. Overall, the introduction of new facilities as part of the Urban Bike Trails project and the provision of a toilet facility for Gibson Park are commendable initiatives that have the potential to enrich the lives of residents and visitors alike, promoting health, well-being, and community</i></p> <p><b>[multiple responses]</b></p> <p><i>I am appreciative of this initiative by the City. This type of facility could be well used by young and older youth. There may be parents too who would accompany their children. However, has thought be given to the closeness of the facility to the Whitforde Shopping Centre. I am concerned about this. The shopping centre and it surrounds can occasionally experience anti sociable behaviour. Unfortunately, there is the possibility the facility may attract people who could take advantage of young people by both soliciting and encouraging undesirable actions. Our col-d-sac has experienced two break ins in the last 12 months. Will there be any form of security, and will the height of the existing fencing in the park be reviewed as possibly a potential danger? engagement.</i></p>
<b>Not applicable</b>	<i>Take a good look at what they've done in Armadale , the best BMX Park we've ever been to, need to do something exactly like that in this area</i>
<b>Not applicable</b>	<i>The pump track needs to be like the one in Balga! Such a great facility, the Northern Suburbs kids would really benefit as they currently travel by train and ride long distances to get to a decent facility.</i>
<b>Not applicable</b>	<i>All fantastic. More for local youth to do instead of sitting in underpasses huffing nangs</i>
<b>Not applicable</b>	<i>As a young family living in Padbury we'd love to see more family and child friendly activities in the area.</i>

<b>Not applicable</b>	<i>Anything to entice kids outside being active, in nature and bei by around friends and family is super important Obviously benefits for physical health but most importantly mental health is beneficially in these current world A space for kids to even go and make new friendships and feel apart of a community I support all the above Thanks</i>
<b>Not applicable</b>	<i>I support the creation of all these bike tracks and amenities, but feel the track at lysander park in heathridge should be expanded on and include some jumps similar (at a minimum) to kingsley bike track. City of joondalup has no tracks of a reasonable difficulty in the area and this would be a great spot.</i>
<b>Not applicable</b>	<i>Mum to two teenage boys, they ride everyday and a jump track is what they would love as members of the young community. My boys support this new pump track but would love some jump tracks for the big kids :) Also shade over the playground- we would use the park more often when warmer but there is no shade over it and the equipment is way too hot</i>
<b>Not applicable</b>	<i>I highly support the proposed mountain bike node at Charonia Park. I recently contacted the local government to suggest this but it must have already been in conversations, I am exited to see it up for consideration. I am the [ - - ] of the [ - - ] adjacent to the park and believe that this would be an outstanding resource for the local community with the infrastructure to support people utilising the park, including, toilets, shopping centre and food outlets. Our property has a [ - - ] that is very frequently used 7 days a week as well as is a popular hangout for teenagers, who are often riding their mountain bikes. MTB parks are very different to skate parks and would not over saturate the area. It is clear that the local community would benefit from this park, additionally the topography of the land is unparalleled for potential in the local area. With the right design and consultation Charonia park would be best mountain bike park in WA, rivalling boo park in Fremantle. I would be more then happy to be apart of any preparation work for this project, as a keen MTBer and having connection to local trail/park builders. If this were to go forward I would love to be a support as a local and a community worker.</i>
<b>Not applicable</b>	<i>Please make the facilities progressive to accommodate a range of skill levels from beginner to advanced.</i>
<b>Not applicable</b>	<i>I think the pump track and toilet facilities in Gibson Patk are a great idea. I'm looking forward to using both facilities with my kids</i>
<b>Not applicable</b>	<i>I think this is a fantastic project that will help connect kids in Padbury Community. Our kids are having to bike to across busy main roads to get to Carine to enjoy a bit of jumps. Thank you so much for helping to improve safety and support younger people in outdoor activities in our local community.</i>
<b>Not applicable</b>	<i>Great idea</i>
<b>Not applicable</b>	<i>It's a shame Hillarys Boat Harbour vacant plot of land is not a location. Esperance Foreshore is a great example of how these can be structured for family based pump track activities in and around busy areas of the community and not necessarily at isolated parks.</i>
<b>Not applicable</b>	<i>Padbury definitely needs a park with a bathroom. With so many families living in the area, the amount of times we've had to get in the car quickly, ( especially when the kids were young) to get home for a toilet. We also need something for older kids to do as most of the parks cater for younger kids. Thanks</i>
<b>Not applicable</b>	<i>Great initiative !</i>
<b>Not applicable</b>	<i>It is a dynamic approach to improving &amp; adding play, sports &amp; recreational areas of different activities that will provide good facilities for all, both future residents and others.</i>

<b>Not applicable</b>	<i>The community has been working hard with Kaitlin Collins over many years to get the Padbury pump track off the ground. There was no community consultation for the location and once again for the design. From the outset it was determined the pump track at Galston Park Duncraig has been a total flop and waste of taxpayers' money being totally unrideable for anyone above 5yrs of age and we did not want this replicated in Padbury, but this is exactly what you have done The Proposal at Gibson Park is a total waste of money as it is not what the community wants. The city of Joondalup has once again taken government funding and gone off on their own little idea of what's best/ required for the community without consulting any of the stakeholders (ratepayers in this case such as me). I suggest some one in the planning team arranges a meeting with myself and Caitlin to discuss this further.</i>
<b>Not applicable</b>	<i>I believe this to be a poorly planned decision 1. There is no formal plan that we can review on the Bike track and we are not privy to the total budget 2. Charonia Park is a dog exercise Park. Many senior people come to Charonia to exercise dogs and socialise. There is a strong community feel which is so important for aging people &amp; for mental health. 3. It also supports the local primary school &amp; soccer training and games. These activities reduce the usable space, and the area designated for the track is used for dog walking, exercise and other activities. 4. Will the track be fenced to prevent dogs chasing bikes &amp; scooters? What if E-scooters use the track? Noise levels will increase. Speed will be an issue. 5. parking will be an issue. It already is with dog owners, soccer patrons, church goers &amp; shoppers 6. proposal states ages 11-25. How will the council monitor this. There are too many variables.</i>
<b>Not applicable</b>	<i>Would love to see something like bayswater and freo have done with a full mountain bike park build in joondalup its self be a first of its kind for the Northern suburbs built in and around Lake Joondalup in the corner of joondalup dr and Lake side drive there is natural slope and minimal to no land clearance would be needed and will be a great central location for all city of Joondalup and Wanneroo users and will bring people to Joondalup cbd for lunches and shopping also would be a big missed opportunity for the city to capitalise on the mtb community</i>
<b>Not applicable</b>	<i>Please can the bike tracks have jumps aswell. The Barrisdale park jumps and playground in Kingsley are great as they can accomodate all ages of children at the same time.</i>
<b>Not applicable</b>	<i>I would really love to see these new tracks happen, it can help kids get outdoors, be more social and healthy, it could encourage indigenous individuals to get involved in different things, personally my friends and I would use these places on the regular if they do go ahead. It can help support small businesses by having more people involved in bikes, I strongly support to do these</i>
<b>Not applicable</b>	<i>I am supportive of big jumps, toilet facilities and basketball facilities. I am not supportive of pump tracks. A) pump tracks are used by very young children- not the target user 11-25 year olds. B) there are plenty of empty pump tracks in Joondalup already. I drove past the new Edgewater track twice today and it is empty/ not a hot day. My son and his local friends catch the train to Fremantle to use Boo Park at least monthly - this is an interesting and challenging jump line and was well designed and is always busy. He has spent a lot of time at the park in Kingsley but now finds it boring due to the very short run length/time. Please include plenty of bins (an issue when Boo park first opened), and maintain toilet facilities regular. Pls consider bbq facilities also. This age group are spending money on transport, food, riding gear and repairs in our area and deserve a great local venue.</i>



<b>Not applicable</b>	<i>I think it is a great idea, the kids need more things to do outside, getting away from their screens and participating in exercise. I have a son who is 5 and I can see in the future this would be a great thing for him to utilise with his friends afterschool and on weekends.</i>
<b>Not applicable</b>	<i>Having ridden consistently at a number of pump and jump track locations around Perth, the overwhelming majority of users ride jumps and only ride pump tracks due to a lack of jumps at a convenient location. Jumps are definitely preferred. If you went to shepherds bush reserve during any weekday after school, you will see long queues for the jumps and a handful of users on the pump track.</i>
<b>Not applicable</b>	<i>The MBT was created by the youth of Mullaloo and Kallaroo who had a vision that they felt so strongly about that they Petitioned the City; attended and made submissions to Council; sat with the Admin to document the vision. What the City has delivered is not that vision! The youth wanted 1) Support provision for new local or district scale combined {MTB &amp; BMX} facility at Whitfords' -West Park suitable for all ages and improvements to existing BMX Tracks at Haddington Park, Triton Park and Littorina Park in 2021/22 budget. 2) Support the provision of three (3) interconnected MTB Trails incorporating those existing dry parks with suitable MTB nail contours and utilizing the existing main road underpasses and that include BMX Tracks, throughout Craigie, Mullaloo, Padbury with their hub at Whitfords-West Park, Kallaroo. 3) Requests Council investigate potential for working with local youth, families and schools for involvement in the building of challenging MTB and BMX obstacles (such as "able Top" jumps etc) at each dry park on the MTB Trails for all ages. I strongly oppose the misrepresentation of the Vision of the local MBT that the youth of Mullaloo were seeking as Petitioned and as represented to Council and the admin of the City</i>
<b>Not applicable</b>	<i>This will be very welcomed addition as there is currently very little provided for teenage age kids who will benefit in multiple ways from health to social aspects.</i>
<b>Not applicable</b>	<i>it would be great if there was also some jumps not just a pump track</i>
<b>Not applicable</b>	<i>As there will be disability access to the Community Garden, will there be disability access to the bike track? Will there be room for a "wheelchair access for those with severe disability and need to change soiled clothing?" I'm thrilled that the bike track will be there for our grandchildren to enjoy Gibson Park on a new level according to their ages. THANKYOU</i>
<b>Not applicable</b>	<i>I strongly support a pump track in Padbury. Kids currently have to ride a long way to get to closest pump track. This would really benefit the community Thank you</i>
<b>Not applicable</b>	<i>Get it done!</i>
<b>Not applicable</b>	<i>Great initiatives (which I support) but why is Sorrento missing out when ABS stats show that there are more teenagers living in Sorrento than the suburbs that are getting these upgrades? The parks in Sorrento are beautiful but there is nothing for teenagers in the suburb.</i>
<b>Not applicable</b>	<i>I fully support and commend the City for the proposed bike trails and new toilet facility. I have lived in Padbury for over [ - - ] years and raised two children. During their early years, our family made frequent use of the local parks and playgrounds. Those facilities have been upgraded over the years, but bike trails and public toilets have always been lacking. It may have been a long time coming, but I am no less pleased and excited about the proposed developments.</i>
<b>Not applicable</b>	<i>It's a great idea</i>

Not applicable	<i>Subject to the overall budget, it could be worth considering building only two "state of the art" bike tracks, rather than spreading the budget over four locations, and perhaps under delivering. For example, develop the Whitfords West Park, with the pump track, jump track and basketball pad. And do the same at Gibson Park - make sure it has a pump track, and a jump track etc. Overall, I'd still be happy for all locations to be developed, and think it would be a great social/physical outlet for the local youth in the area.</i>
Not applicable	<i>If you could use a design similar to the 3 Chillies designs in Albany, Kelmscott and Redcliffe at the Whitfords Park that would be fantastic. Would also be great if you could consider something for Beldon and Craigie too</i>
Not applicable	<i>I think this is great and all councils should be doing more of it. Any way to get the kids out and being active. As far as development and construction I would urge to have the most popular and well constructed facilities around Perth be used as reference. There are some failed attempts out there unfortunately. WA has some exceptional trail and pump track builders and it would be a pity not to take advantage of that.</i>
Not applicable	<i>I absolutely love the idea of a new toilet at Gibson Park! Growing up in the area it was always something our family talked about, so I am strongly in support! As for the pump tracks, it gives kids an opportunity to spend more time outside, build communities and bring life back to communal areas for family's and teens alike. I really hope to see this all go forward.</i>
Not applicable	<i>Believe all proposals will benefit the community, especially the youth. Looking forward to bringing my Grandchildren for outings. The community garden project at Gibson Park is of special interest. Hope all projects proceed. [multiple responses] Believe the facilities will be of benefit to the community. Look forward to bringing my Grandchildren and will be interested in a community garden process. )</i>
Not applicable	<i>My 3 children's would love a pump track including jumps. We currently travel to balaga for their favourite scooter/ bike spot. These locations would be much closer to home.</i>
Not applicable	<i>I would just like to say how disappointed I am that none of the facilities in Sorrento are scheduled for any upgrade. Sorrento is also part of the COJ area and as such we should also see a return on our rates with appropriate facilities for our teens and updated equipment for our littlies.</i>
Not applicable	<i>A great looking facility that is much needed.</i>
Not applicable	<i>The proposed toilet facilities are a great idea and should be included in all of the proposed bike trails in all areas. If they are not included, the area could become fouled by people needing to relieve themselves and lead to unhygienic conditions for all users.</i>
Not applicable	<i>I think it is a great idea and will be great for the local kids. Thanks</i>
Not applicable	<i>Great initiative and can only have a positive outcome in my opinion</i>
Not applicable	<i>It's great to hear that we getting these facilities and upgrades</i>
Not applicable	<i>This will be a perfect addition for the ever growing family oriented suburb of Padbury. For the amount of kids witnessed who ride bikes to schools, on weekends etc. this will be money well spent</i>
Not applicable	<i>Would be a great addition to the community, a lot of mums with toddler also use this park. A great community stop for kids.</i>
Not applicable	<i>Finally.....great to get kids off the screen and out into the open for exercise and group activities.</i>

<b>Not applicable</b>	<i>We are heading into unprecedented times with runaway climate change leading to increased food insecurity. We need to ensure that we have local spaces that are able to be used to grow food to serve the needs of the community. The proposal for money to be spent on these bike trails is perplexing. They are not going to support people to come together in ways that are building community, rather they claim more public space for predominately male activities. I will be extremely disappointed if they go ahead. We need to be thinking how we can bring people together in ways that are inclusive. These will not do it. Please do not do this.</i>
<b>Not applicable</b>	<i>I strongly support the pump track and the toilet cubicle. Long overdue for activities for our children to participate in. This will encourage children off their screens and assist them to make friends in their community outside of social media</i>
<b>Not applicable</b>	<i>I'd like to know more about what a "mountain bike node" consists of. If done correctly, this would be great for myself and my young family to enjoy together and I will strongly support given more details.</i>
<b>Not applicable</b>	<i>The pump track does sound positive however my concerns are that many people frequently use the park to walk their dogs. As long as an area of the park is left and the construction, new foot traffic for the pump track and new infrastructure does not interfere with the oval space for use of people exercising and walking their dogs. Additional comment, it would be also nice to see some exercise equipment put in at some point.</i>
<b>Not applicable</b>	<i>I would love to see this happen as I have young kids , it's such a great feeling to have them around playing together exercising. Being able to play together is amazing</i>
<b>Not applicable</b>	<i>I feel this would be a great addition to the park, such a large space with aging facilities currently. Im sure a pump track and toilet will be welcomed by the community.</i>
<b>Not applicable</b>	<i>Please make this happen the teenagers around here need this With some bigger jumps for the big kids</i>
<b>Not applicable</b>	<i>A toilet facility at Gibson park is long overdue (as it is at other parks, such as the parks on Forrest Road) The pump track would be a great addition to the park. I'm pleased to see beginner and experienced level tracks at different parks - a great idea.</i>
<b>Not applicable</b>	<i>The track needs to suit older more experienced riders. It requires a pump track Also a double jump line set. And some skills area . I have proposals for what should be built here as am a rider myself and know the process of what is required and what will be value for the money being put into the project. I hav people around in the trail building industry on top of my own experiences with these.</i>
<b>Not applicable</b>	<i>It is a great initiative to bring such a great facility to the local park. Thanks to caitlin Collins and Labour for all the support.</i>
<b>Not applicable</b>	<i>I think the proposed facilities will attract an undesirable element to the park, which is enjoyed by very young children and adults walking/ exercising their dogs . I have witnessed anti social behaviour by older children/ teenagers in many of these types of parks at various locations and I believe it will deter the current residents from using these facilities . I do hope this proposal does not come to fruition.</i>
<b>Not applicable</b>	<i>Let's get this done! Great work for our area.</i>

<b>Not applicable</b>	<i>There is already a bike node/trail at Mirror Park on Ocean Reef Road bordering Mullaloo. Do not put one at Charonia Park, people who live on Scaphella already struggle to get out of their driveways due to sight lines being blocked by large trees put in by previous councils, 24/7 shopping centre and a church that is always having large events and they don't have enough parking so park wherever they feel like regardless of City of Joondalup bylaws which even some of your rangers aren't aware of &amp; if you put a bike trail there it will make parking and visibility even more of a nightmare than it is currently with everything here.</i>
<b>Not applicable</b>	<i>Any chance of getting a younger kids riding track next to them? Keeps the younger ages kids away from bigger kids which could reduce accidents. Will there be plenty of shade, water fountains and seating for parents to watch the kids?</i>
<b>Not applicable</b>	<i>I love the idea of connecting all these bike parks. We are a family that loves to ride our bikes so the fact of having a safe pathway connecting all these parks is a bonus too.</i>
<b>Not applicable</b>	<i>Great initiative and good for local community, my children will love it So good to be in our suburb and will encourage children to ride, and a bonus we won't have to drive to get there You may have to consider the widths of some paths and routes to get there to avoid any upset with pedestrians or fog walkers Well done, so many positives from fitness to bonding a creating a community and friends</i>
<b>Not applicable</b>	<i>a bump track would be a wonderful addition to Padbury</i>
<b>Not applicable</b>	<i>Whilst only likely to use MTB facility it is great to see these types of facilities being built. A real asset for the City of Joondalup. A great option to help residents keep active. Keep it up.</i>
<b>Not applicable</b>	<i>Bike trails are fantastic for older kids as a mum of three boys I would absolutely love to see this in our community</i>
<b>Not applicable</b>	<i>This would be great for Padbury! The youngsters need activities and this facility would be a great start. The park itself is under utilised and will benefit from activation. The next thing we need is a tavern, hopefully that will come in time!</i>
<b>Not applicable</b>	<i>Full supportive but hope CCTV is included to determine antisocial behaviour. I strongly oppose the single toilet facility at Gibson reserve. The reason is there is a single toilet facility at Emerald Park in Edgewater that is totally inadequate particularly when events such as sport and food trucks. When this toilet is blocked or vandalised there are no other facilities to use.</i>
<b>Not applicable</b>	<i>This area is full of elderly people, my family has lived in padbury for [- - -] years. There's the lions club, also elderly. This park is peaceful, please keep it that way. Why not put it behind the Warburton ave shops where it's close to schools and play equipment but can be away from the houses more where it would get a lot more use.</i>
<b>Not applicable</b>	<i>Amazing!!!!</i>
<b>Not applicable</b>	<i>As a mum with a tween boy, I fully support the development of a bike park. Such a facility provides a safe and enjoyable space for my son to engage in physical activity, develop his cycling skills, and socialize with other kids his age. It promotes a healthy lifestyle and helps him stay active and fit. Additionally, a bike park encourages outdoor play, which is crucial for his overall well-being and mental health. Overall, I believe a bike park would be a fantastic addition to our community, benefiting not just my son but all children and families looking for a fun and healthy recreational activity.</i>
<b>Not applicable</b>	<i>Padbury and the surrounding areas doesn't have many facilities for the older kids/ Teens and this will provide a safe fun place for them to be kids. The toilets will be a great resource, And available for the kitchen garden group who are also setting up in that area.</i>

<b>Not applicable</b>	<i>My 10yo son loves pump tracks and skate ramps, currently we drive to other locations, Gibson Park is a safe riding distance from our house. The sooner the better. Thank you.</i>
<b>Not applicable</b>	<i>It looks great! I would love to see this happen. Ideally I'd love if the track could have some harder/easier skill-level sections so it could accommodate for younger kids too, but I understand your target demographic is 11+.</i>
<b>Not applicable</b>	<i>This proposal for Whitfords west park looks like a positive investment for our older kids in the area, our closest pump/jump track is Kingsley and would be hugely beneficial for our younger community. Also please make sure toilets are easily accessible and not make the mistake like the delayed installation of a toilet at Shepard's bush, and no toilet readily available at caramar pump track. Our community would greatly benefit from this. The proposed track at Whitfords is far superior from the tracks proposed at the other three parks. What a wonderful proposal that will engage our youth and community.</i>
<b>Not applicable</b>	<i>I feel it will attract the wrong crowd to a large park attached to a primary school. The Mirror Park skate park is so close by, why do we need this track? The current landscape of Charonia is beautiful and green, why remove these long-standing trees? My [ - - ] and I live extremely close to this proposed site and feel strongly that our hard work to improve the value and appearance of our home could be in jeopardy if this proposal goes through. The money for this project could be beat our towards upgrading the playground and toilet, sporting facilities, roads or just general upkeep of the park to improve functionality and safety.</i>
<b>Not applicable</b>	<i>Charonia Park is a well frequented park with a strong community feel that can be witnessed on a daily basis. It is enjoyed by a diverse age group. It offers a quiet, cool tree infused environment for dogs &amp; humans. The bird life is prolific &amp; people enjoy sitting, reading, socialising and exercising dogs. It is already surrounded by a day care, shops &amp; a church. With soccer training &amp; games this is already enough activity for this well used park. My concerns 1.No visible/available funding budget (just estimate) 2.No availability of completed plan for bike track. Just a 'potentially will look like' drawing provided 3.How will e-shooters be stopped from using track? 4.How to prevent dogs chasing e-scooters onto roads. Already plenty of evidence of this 5.Will the area be fenced to stop dogs chasing bikes &amp; scooters. 6.Why not seek alternate park that is instead of Charonia which is A DESIGNATED DOG EXERCISE AREA. 7.Charonia is a quiet park supporting the existing bird life from the bush reserve nearby. 8.How can you guarantee no damage to tree roots and existing bush I development stage. 8.Existing Parking Issues. Park already used for soccer &amp; there are existing parking issues 9.Reduced Exercise Area for Dogs &amp; Humans 10.how will council police age limits &amp; potential problems such as alcohol use, language &amp; bullying from older patrons to younger.</i>
<b>Not applicable</b>	<i>Great idea to get more out of grass spaces that get no other use apart from being watered and mown</i>
<b>Not applicable</b>	<i>As a father of two young children I see the massive benefit to these projects and getting children out doors and interacting with other it is so great to see and be part of. These projects give me and my children reasons to travel to these locations and ride and enjoy the facilities and spend money at local vendors.</i>
<b>Not applicable</b>	<i>This will be a great facility for our youth to use and stay out of trouble</i>
<b>Not applicable</b>	<i>Im very pleased these bike tracks are going to be provided for the community to use. I'm sure my children will use them all in the near future. However I do believe a toilet facilities are required at each location. I do have concern that Whitfords west park may have issue of unsocial behavior and sometimes homeless people that frequent the underpass area to the shopping centre.</i>



<b>Not applicable</b>	<i>I believe the facilities will be great for encouraging young people to live active lifestyles. I would encourage the fencing of the pump track, or alternatively, the fencing of part of the park for use by off leash dogs. That way there will be no risk of unfortunate or negative interactions between off leash dogs and a larger number of people riding bikes.</i>
<b>Not applicable</b>	<i>I am in strong support of more biking trails in the Joondalup area. Currently we have to travel to Kingsway for the nearest one or the kids practice on scare parks which is not ideal</i>
<b>Not applicable</b>	<i>I think this is a great wonderful initiative, particularly for our young people. My [ - - ] are [ - - ] and are already making use of other pump tracks outside the area. It is a great way to keep them active and for them to socialise.</i>
<b>Not applicable</b>	<i>What a great use of community space for our teenagers and young people. A facility for this age group have been limited but more and more of these are popping up and we visit them all with our 12 year old .. they are always busy with children and young people and the children have fun whilst being outside away from technology. Please please consider adding more facilities like John Dunn or Allara for our older kids!</i>
<b>Not applicable</b>	<i>This is a great initiative for Padbury. As a parent of a 3 year old who is bike crazy, we regularly travels to pump tracks all over Perth due to lack of available options locally. This will be an exciting and welcome change to have a track just a few minutes from home. After some incredibly poorly thought our park refurbishments in the area lately that have been a horrendous way to blow taxpayer money, I'm really hoping that this project is completed in its entirety without a half-finished look when it's done. The work done at Byrne Park recently was an absolute disgrace and the park has ended up worse off in terms of being able to use it with kids than it was before the refurbishment. The playground that our child used to play on regularly was removed and they put retic boxes everywhere at all sorts of inconsistent heights presenting a risk to bike riders and placed all sorts of random curbs everywhere leaving me wondering what the council thought the park would be used for. They left extensive sandy patches filled with weeds at handover and overall completed the job to a very low standard. The council has a poor history of managing these projects as has been evident with the Gibson Ave and Whitfords Ave upgrade which was left incomplete for months on end and many of the local park projects. I would love to see a more thorough design for Gibson Park put forward for comment to ensure this isn't another poorly thought out initiative with great intent but poor execution.</i>
<b>Not applicable</b>	<i>I think this is a great idea and long awaited addition to this park.</i>
<b>Not applicable</b>	<i>Great idea. Gets the kids out and about.</i>
<b>Not applicable</b>	<i>Similar to Britannia Reserve Bike Trail Leederville bush setting with the trail elements of Aduro Park Eglinton would be well worth the investment because it will likely to be well used even in the middle of hot summer days.</i>
<b>Not applicable</b>	<i>The original idea from the community members Mark &amp; Malcolm was for a series of interconnected Mountain Bike Trails. The idea being that older teenagers and young adults could ride their bikes between each facility with a sense of purpose to get there, eg a basketball half court or another activity to encourage them to take the trip and master their skills. Somehow this has evolved into BMX and jump parks which, though a great idea in and of itself, are not the same at the interconnected trails, which are more suited for older users. This City provides very little in the way of activities that are not formally run for teenagers, I strongly support the concept of Urban Mountain Bike Trails but feel the City has missed the point in developing this proposal.</i>

Not applicable	<i>The new pump track would be a great facility for bmx riders in our area. It's great to encourage outdoor activity &amp; hopefully, to keep them away from further damaging our local bush( Hepburn Bushland) with the existing bike trails! The toilet facility would be a great asset to our park for all users. Shouldn't the toilet be also accessible to disabled&amp; special needs users?</i>
Not applicable	<i>It will be fantastic to have this facility, suitable to older children in Padbury. Suggest you look at the Falcon Pump Track in the City of Mandurah for inspiration. Its a sensational facility</i>
Not applicable	<i>I think the Padbury pump track is a great idea, but wonder if it could also in operate some jumps for the older kids (similar to the Kingsley pump track &amp; bikes or the Balga setup?)</i>
Not applicable	<i>Great initiative!!!! All the more reason for people to get out and exercise and have fun with family and friends! Strongly support all 4 bike tracks</i>
Not applicable	<i>I love mountain biking and would really appreciate a new place to practice near me.</i>
Not applicable	<i>Anything where youth can spend time outdoors participating in sports-like activities is beneficial to their welfare as well as the general community, especially in the event there are no fees incurred by them to participate.</i>
Not applicable	<i>Great idea for responsible kids</i>
Not applicable	<i>Best idea ever please do it.</i>
Not applicable	<i>This would be a great addition for our children in Mullaloo. Much outdoor activities the better, keeps them off technology. Thank you!</i>
Not applicable	<i>I would love to see lots of big jumps and a new toilet facility at Gibson Park.</i>
Not applicable	<i>Please consider when a toilet facility can be added to the Whitfords west park. It is regularly used by Springfield PS children for after school plays. The lack of toilet facilities, shortens family use</i>
Not applicable	<i>It would be great to have a toilet at Gibson park so my kids can stay and play for longer. Also I know my son and his friends will get a lot of enjoyment from the new bike trails.</i>
Not applicable	<i>Great initiative from COJ thinking of facilities for kids.</i>
Not applicable	<i>We look forward to new bike trails. Our grandchildren will use these facilities. We have lived in the area for [ - - - ] years and are very happy with the new ideas. Much needed for our youth of tomorrow. Thankyou</i>
Not applicable	<i>In addition to a new pump track and toilet facilities can the playground be looked at for an upgrade? The current playground services a large area not only the area which I live with my two young children but also it accessed from the wider community on the other side of Gibson avenue. The playground, it's equipment and the turf is outdated and old and in much need of an Update and even extension which would benefit those living in the area. Many parks in Padbury have been updated recently I'm wondering why Gibson park playground hasn't been.? It's also a very disjointed space with the playground equipment set quite apart from the basketball hoop and soccer wall. Kind regards [ - - - ]</i>
Not applicable	<i>As a long term Padbury resident I think this is an excellent idea to install vital infrastructure, for use bu teenagers and young adults. I feel that there is a major lack of this type of facility throughtout the city of Joondalup. The city does a great job of providing facilities for younger children, but there is very little for Teenagers and young adults. I feel the city should also condiser Skaet park facilities such as those at Bayawater and Scarborough.</i>
Not applicable	<i>I look forward to utilising the track with my children. It's a great project &amp; I fully support it.</i>
Not applicable	<i>Brilliant idea</i>

<b>Not applicable</b>	<i>I use Charonia Park twice a day. I have a dog that I walk there as a wonderful off lead dog park. I also have a toddler who loves running on the grass and using the playground facilities. From my observations the proposed location for the mountain bike track goes mostly unused except for people walking through to get to the main oval. I think the mountain bike track would be a wonderful addition to the community. However, I urge you to consider fencing off the area at least on the oval side. With so many different user groups I think it would be wise to section off the playground and off lead dog area from a fast paced bike track. A simple installation of a fence (possibly pool style) may prevent many potential accidents between, children, bikes and dogs and make the facilities more pleasant and useable for everyone.</i>
<b>Not applicable</b>	<i>The proposal for the pump track at Gibson Park is an excellent one. Please ensure that it caters for all ages, including teenagers, whilst still remaining a safe space for younger children. Please ensure shade is provided - the Kingsley pump track is a great example of a pump track that works well for all ages and the shade allows it to be utilised year round.</i>
<b>Not applicable</b>	<i>Giving residents access to additional facilities and activities has many positives for fitness, mental health, amenity and Social cohesion and very little downside. It is a great use of the councils resources.</i>
<b>Not applicable</b>	<i>Excellent proposals, my friends and grand children often accompany me using the parks . Addition facilities are most welcome . I enjoy watching the dog training, independent physical classes and organised sporting groups as well as play groups who frequent the parks. The care and upkeep of the grounds is also appreciated. Keep up the good work! [- - -]</i>
<b>Not applicable</b>	<i>Please provide adequate shade, a couple of seating areas or benches for parents to sit on while watching kids. Water fountain. Bike rack, the bar type where bikes are held up by their seats.</i>
<b>Not applicable</b>	<i>It's such a great incentive for kids to get out of the house. Less time on screens, more time actually living and enjoying life. I strongly agree that this is a NECESSITY.</i>
<b>Not applicable</b>	<i>We desperately need something for the older children of Padbury, we are a big suburb with a huge concentration of children and teenagers who need an outlet to ride bikes and scooters in a safe environment. The park is well used but has so much potential to be more for our young community, to meet, exercise and exert some energy. I think this would bring a much needed injection of life into our community and hub to gather and be together with our children and teenagers.</i>
<b>Not applicable</b>	<i>Can you please advise on the progress of the Duncan track near Marmion ave? It seems it may fall to the wayside with these proposals? I hope not. Thanks</i>
<b>Not applicable</b>	<i>My son and his mates love hitting the jumps in there words he is almost 13 during the summer holidays due to the numbers at Kingsley he needed to travel to carrmar and train. This would give him and his mates a close safe to parents to enjoy themselves .</i>
<b>Not applicable</b>	<i>Myself and my family are in full support of these additions and will definitely be using them once built. A very exciting development! The kids will absolutely love it!!</i>
<b>Not applicable</b>	<i>I strongly support these types of positive activities and facilities being provided to the youth of our local suburbs.</i>
<b>Not applicable</b>	<i>The new facilities proposed will be a great benefit to the community. I live in Padbury with two young children and would be pleased to see the investment into facilities. Family live in Mullaloo and Heathridge which we frequent with children and attend many other parks within CoJ. I support all proposed facilities as part of the urban bike trail project.</i>



<b>Not applicable</b>	<i>I think this is an amazing initiative especially anything to add to the suburb to get kids out and about and not on technology, The toilet would be amazing as is always helpful when you have food and water and then no access to toilets, Really hope this goes ahead! Love this idea! Thanks!</i>
<b>Not applicable</b>	<i>The area is crying out for more recreation. My son often travels to Ocean Reef as it's the closest but still a few suburbs away. Having some options closer will be a huge benefit to the community and the younger generation with not much choice in where they can go</i>
<b>Not applicable</b>	<i>Strongly support the installation of urban bike trails to provide fun and safe recreation facilities for youngsters in the targeted age range. I hope they will be graded in difficulty to give everyone an opportunity to benefit. My [- - -] (aged [- - -]) has loved the toddler level bike track at McDonald Park and it will be fabulous to have more sophisticated tracks for him to use as he gets older.</i>
<b>Not applicable</b>	<i>Very excited for this at Gibson Park. Thank you</i>
<b>Not applicable</b>	<i>I am happy to give support to allow extra facilities for the youth in Padbury to enjoy at Gibson Park. As it is a reasonably large space there is plenty of room for all ages to enjoy the area. It will allow families with children of a variety of ages to have relevant facilities in one place.</i>
<b>Not applicable</b>	<i>A new pump track in padbury will be a great addition to the suburb, encouraging kids, teens and adults to be active and create a meeting place for friends to catch up.</i>
<b>Not applicable</b>	<i>Would like to see a range of jumps, I myself find most pump tracks these days come with two easy lines so little kids don't get hurt but with John dunn reserve they offer larger jumps aswell, it would be good to have different sizes of jumps and many in a row, the new one at meero borro bridge is good but the big or intermediate line is extremely easy and doesn't provide fun, something like kingley jumps would be ideal because y oh have jumps and pump track you can mix and match between both with gaps around in good services</i>
<b>Not applicable</b>	<i>I think Padbury would greatly benefit from such facility for residents and visitors.</i>
<b>Not applicable</b>	<i>I think the location of this park could be problematic given that is bordered by Whitfords Avenue and Dampier avenue. That is a busy intersection and there is nowhere for people who want to use the facility to park. In an ideal world, children using the park will walk to it from local areas but in reality, this is not the case, evident by the Mirror park facility where parking is provided. Without parking, users are going to either park along those busy roads, causing issues or park in the shopping centre where parking is not abundant and where children will be crossing a busy road. There is already a parking problem with the medical centre across the road and by adding this facility the parking issues will exacerbate the problem with parking already an issue in that area.</i>
<b>Not applicable</b>	<i>Outdoor activities for kids and young adults are needed in the area.</i>
<b>Not applicable</b>	<i>I strongly support these developments of the parks, giving the 11-25yr old group a welcoming space within the community. These facilities will be in safe areas, easily accessible and fun to use for this age group bringing them back to the community parks.</i>
<b>Not applicable</b>	<i>I'm pleased the City is proposing to spend money on facilities for younger people.</i>
<b>Not applicable</b>	<i>I would love the new bike track to include the following: a jump line for beginners a jump line for pros for example like Kingsley or Carramar jump tracks i would like a roll in for these jump lines instead of rollers and berms (turns)</i>
<b>Not applicable</b>	<i>Great idea we are lacking bike areas for the youth in the Northern suburbs ...!</i>

<b>Not applicable</b>	<i>I use Lysander park almost daily. Either for a leisurly walk with or without a dog and sometimes a picnic. There are often multiple people with their dogs at the park. Many residents have a daily routine of a morning trip with their pets. We see families with young children occasionally in the playground but even this needs a revamp to upgrade the equipment to a wider demographic of ages. Also the sand is always full of sticks , bark, etc. and some method to prevent/remove these would be a better use of funds. Before any large scale eyesore like a pump track is contemplated the park should have the basic infrastructure to meet the needs of those who attend. Not "may incorporate complimentary infrastucture " budget depending. A pump track or any other sporting infrastucture should be the last item contemplated. Basic facilities like outdoor table tennis, gym equipment, a tennis wall, etc would be better value and used by a much wider demographic of people. This would also have a much lower impact on the surroundings and cause less interference with current park users. We do not see any children riding around the neighbourhood. Has there been any survey or research regarding demogaphics of 'this section' of Heathridge as to how many users would be interested in a pump track ?</i>
<b>Not applicable</b>	<i>I think Gibson park is the best location given it has ample parking and will be positioned away from close busy roads. With design of the track can I please strongly recommend a similar style to the Pemberton kids pump track ... this is amazing for toddlers to older kids.</i>
<b>Not applicable</b>	<i>Absolutely love that more outside activities such as pump tracks are being introduced as it is helping our growning kids to better enjoy the outdoors and socialise in a positive and supportive setting</i>
<b>Not applicable</b>	<i>I hope these developments will be done in a way that does not impact native vegetation. Small pockets of remnant vegetation are important to protect biodiversity. I hope the proposal includes an education component around the importance of biodiversity and protecting native fauna and flora</i>
<b>Not applicable</b>	<i>Strong support! Would like to have more bike trails and skate parks in or near sorrento. The purposed upgrades are fantastic. City of Stirling have great facilities near by, its a shame all the good kids play areas in the COJ suburbs located just in the new suburbs. The older suburbs have great ovals but outdated play area. It would be nice to have trail that families and kids could ride or walk too rather than driving.</i>
<b>Not applicable</b>	<i>Lysander Park is like an oasis in our suburb, it's a beautiful peaceful retreat from the hustle and bustle of city life. Losing this tranquility and charm would create noise, pollution and danger for other park users and wildlife. It would also reduce the park's aesthitic and environmental value. The bike track would ruin the calm oasis that Lysander Park is for many people.</i>
<b>Not applicable</b>	<i>It would be great to see a similar layout as Barridale park in Kingsley with a large bike track for bmx etc, and a flat section for younger entry riders. Somewhere the whole family can enjoy.</i>
<b>Not applicable</b>	<i>I am happy to see more areas gif kids to engage outside as long as the trees are retained and damage to the existing ecosystems is avoided. If people are going to use these spaces it is important the natural landscape is protected, not to mention the shade the trees will provide.</i>
<b>Not applicable</b>	<i>There are no quality pump tracks for children near Padbury. We recently visited the new one under the Mooro - Beeloo bridge and it was amazing - but it was still a good 30 min drive. The one at Kingsley is pretty close but it is worn and slippery and in need of an upgrade, ditto the one on Warrick Ave and the one in Carine is all concrete and not appropriate for small children. To have a new pump track close by that wouldn't require us loading the car up with our bikes would be fantastic as we could just ride there, use the facilities and ride home.</i>

<b>Not applicable</b>	<i>I believe bike trails are an asset to our community and children. This is where the government should be investing money for a healthier happier community and better future. [multiple responses] believe a pump track in the Heathridge area will be a serious asset to the community and our kids. Currently we have to travel to Eglington or Kingsley and the kids try to ride the old track down on Eddystone. I think the Lysander location will be able to service many surrounding suburbs in need of this facility</i>
<b>Not applicable</b>	<i>lets keep up the great work, keep families outside and enjoy our great place.</i>
<b>Not applicable</b>	<i>I do have comments regarding the location of the bike track . Gibson park is well used by dog walkers who use the park socially as well , this would be ruined by a bike track as it would cause the the dogs to be skittish not to mention there are enough drug dealers in Padbury and they would use the park to prey on the kids , having said that I am not opposed to having one but think it would be better situated at either Brisbane park which is currently barely looked after or the large park behind the shopping centre as it has more room and a large play area for the kids already and can be better policed for drug dealers as it is not attached to the bushland adjacent to Gibson Park . Here's hoping you relocate it away from the only decent dog walking park in Padbury . By the way please take better care of our parks , WE PAY RATES TOO ! Kind regards [ - - - ]</i>
<b>Not applicable</b>	<i>Please consider these being aimed at the ages 8 plus there are many playgrounds locally for younger kids and not a lot around for the older kids to young teens etc</i>
<b>Not applicable</b>	<i>Sounds like a fantastic idea, lets keep the kids busy</i>
<b>Not applicable</b>	<i>We love the idea of having a pump track right here in Padbury. We currently utilise these type of facilities all over Perth including Kent street pump track, Shepard bush pump track, Booyeembara park in Fremantle, Bayswater jump track and Duncraig jump track. Something that has been lacking in our suburb (Padbury) has been facilities for teenagers to enjoy. We would love to see some of the features that are used at Kent street pump track which has a couple of jumps as well as the smaller 'pump style' humps. There is a large sized platform at the start of the track with plenty of room for the kids to wait for their turn and not get in each others way as we have found to be the case at Shepards bush. There is currently a huge demand for jump parks amongst the youth as this is a rapidly growing sport/hobby that they are all enjoying immensely. It would be a shame to build such a great facility and not incorporate some decent sized jumps into the park, pumps tracks alone are just not what the kids are interested in. I think also a picnic bench or somewhere for parents to sit whilst their children are riding would be a fantastic idea as well. Please incorporate some signage with rules of the park for example "bikes only" "no escooters or ebikes" or some type of riding etiquette signage. Iv seen some fantastic signage at the Albany bike park. We can't wait to be able to use this fantastic new facility. Thank you, [ - - - ]</i>
<b>Not applicable</b>	<i>I think it's an excellent idea .....hoping it can give the kids in the suburb somewhere to have fun</i>
<b>Not applicable</b>	<i>Great initiative for local kids to have somewhere to do physical activities outdoors &amp; socialise with like minded people . Thankyou</i>
<b>Not applicable</b>	<i>This is fabulous</i>
<b>Not applicable</b>	<i>Any new mountain bike facilities north of the river are strongly supported as most tracks involve driving to them rather than locally located.</i>

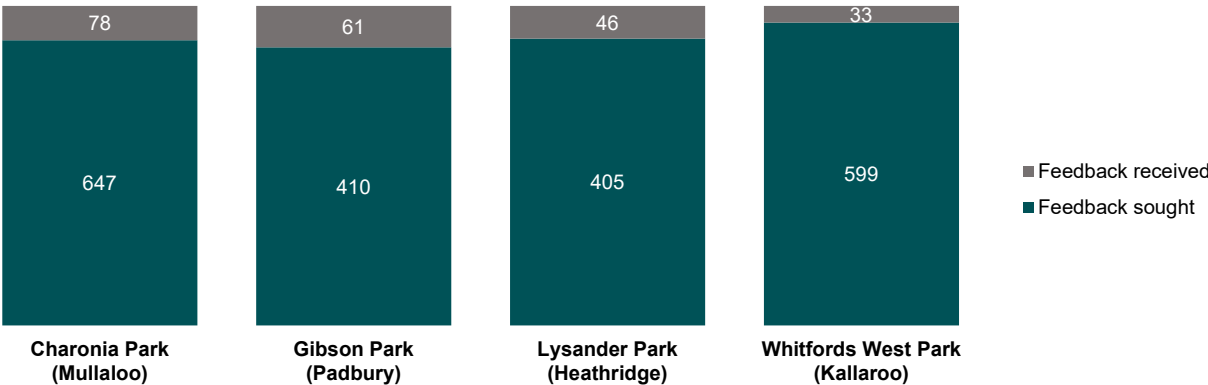
<b>Not applicable</b>	<i>I Think this is a great idea. As a kid who grew up in the neighbourhood and am now a soon to be [- - -] year old had non of this but we did have the bush land which is not available now for the kids to ride in and have fun. The toilet block how ever in experience is a den to smoke and take dope so not so keen on that idea. If this is to be put in place maybe just single toilet cubicles. But I still don't think this is really necessary.</i>
<b>Not applicable</b>	<i>I fully support these and future facilities for our current and future children and residents. It's over due, and in my opinion it shouldn't be open for discussion, it's a no brainer! Let's lead the way as a council so other councils will follow. Make sure they suit pedal and electric powered.</i>
<b>Not applicable</b>	<i>I'm a bit worried if it's to near the community garden, Simpson park would have been a better choice. We'd love to use a pump track in Padbury as at the moment my son has to go to other suburbs .</i>
<b>Not applicable</b>	<i>These facilities are great healthy outlets for local youths and very busy at existing locations. I support any new development.</i>
<b>Not applicable</b>	<i>I think any free facilities that the council can provide for our youth is fantastic.</i>
<b>Not applicable</b>	<i>More of these type of pump tracks, mountain bike tracks need to be built in the City of Joondalup to provide leisure activity option for teenagers.</i>
<b>Not applicable</b>	<i>Any chance there could be a netball net also I have 2 very active sporty girls who would love to enjoy practicing netball rather than always having to use what mainly enjoyed by male. Our young girls should be encouraged to play outside also.</i>

# CROSS-TABULATIONS — RESPONDENTS WITHIN 400 METRES OF PARKS

RESPONSE RATE:

Responses received by stakeholder type:	Feedback sought	Feedback received	Response rate
	N	N	%
<b>Local residents/ratepayers within 400 metres of parks</b>	<b>2,279</b>	<b>218</b>	<b>9.6%</b>
Charonia Park (Mullaloo)	725	78	10.8%
Gibson Park (Padbury)	471	61	13.0%
Lysander Park (Heathridge)	451	46	10.2%
Whitfords West Park (Kallaroo)	632	33	5.2%

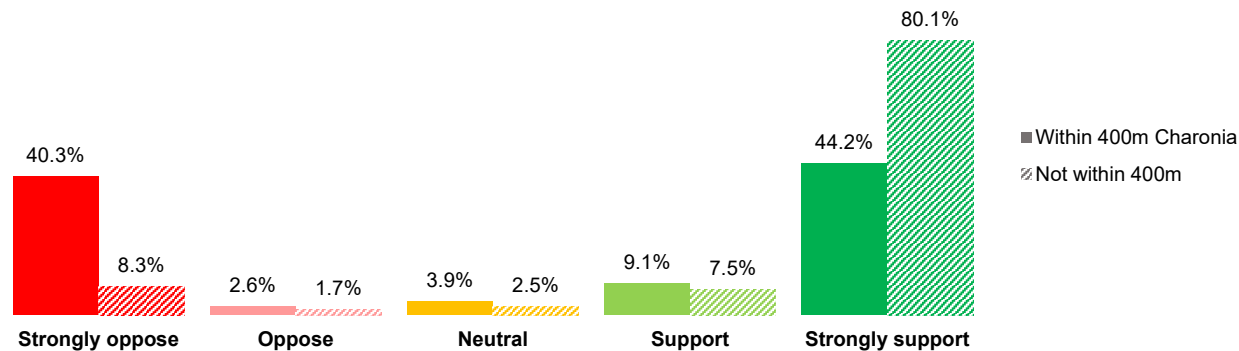
Response rate for each of the four parks (local residents/ratepayers within 400 metres of parks):



QUESTION: "Please indicate your overall level of support for a new mountain bike node at Charonia Park"

Please indicate your overall level of support for a new mountain bike node at Charonia Park (cross-tabulation by proximity to the park)	Within 400m		Not within 400m	
	N	%	N	%
Strongly oppose	31	40.3%	20	8.3%
Oppose	2	2.6%	4	1.7%
Neutral	3	3.9%	6	2.5%
Support	7	9.1%	18	7.5%
Strongly support	31	44.2%	193	80.1%
Total responses	77	100.0%	241	100.0%

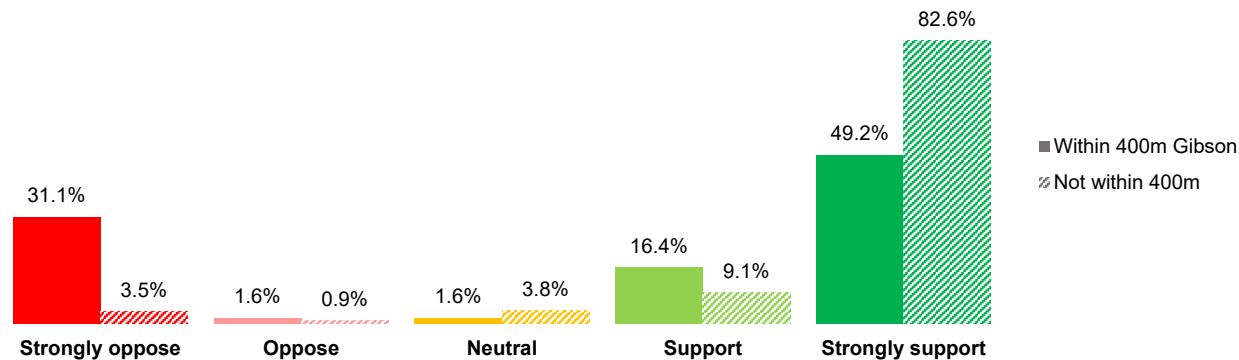
Please indicate your overall level of support for a new mountain bike node at Charonia Park (cross-tabulation by proximity to the park):



QUESTION: "Please indicate your overall level of support for a new pump track at Gibson Park"

Please indicate your overall level of support for a new pump track at Gibson Park (cross-tabulation by proximity to the park)	Within 400m		Not within 400m	
	N	%	N	%
Strongly oppose	19	31.1%	11	3.5%
Oppose	1	1.6%	3	0.9%
Neutral	1	1.6%	12	3.8%
Support	10	16.4%	29	9.1%
Strongly support	30	49.2%	262	82.6%
Total responses	61	100.0%	317	100.0%

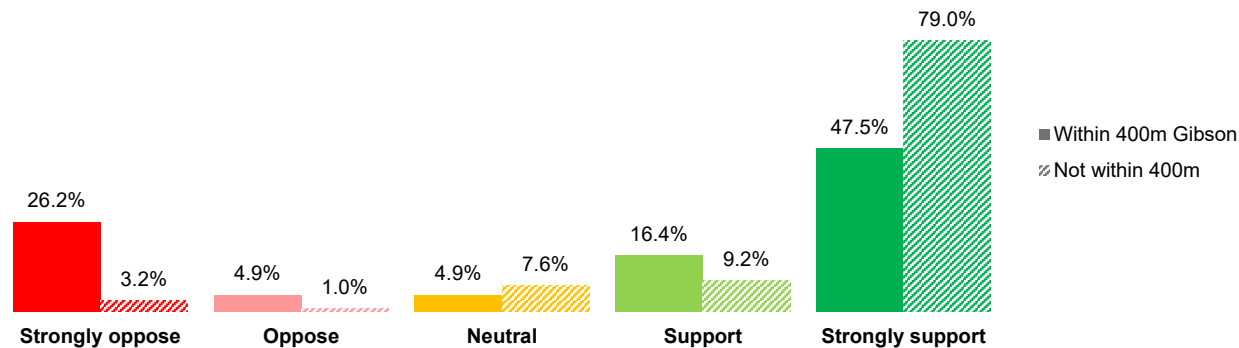
Please indicate your overall level of support for a new pump track at Gibson Park (cross-tabulation by proximity to the park):



QUESTION: "Please indicate your overall level of support for a new toilet facility at Gibson Park"

Please indicate your overall level of support for a new toilet facility at Gibson Park (cross-tabulation by proximity to the park)	Within 400m		Not within 400m	
	N	%	N	%
Strongly oppose	16	26.2%	10	3.2%
Oppose	3	4.9%	3	1.0%
Neutral	3	4.9%	24	7.6%
Support	10	16.4%	29	9.2%
Strongly support	29	47.5%	249	79.0%
Total responses	61	100.0%	315	100.0%

Please indicate your overall level of support for a new toilet facility at Gibson Park (cross-tabulation by proximity to the park):

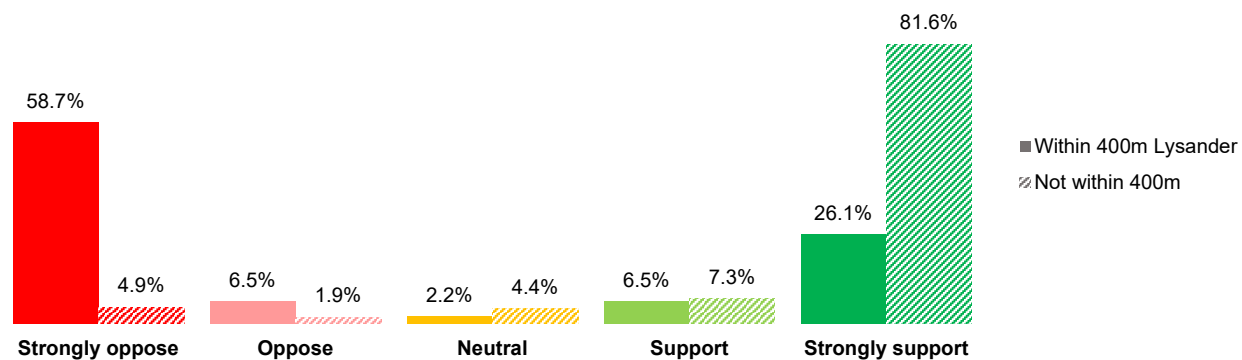




QUESTION: "Please indicate your overall level of support for a new pump track at Lysander Park"

Please indicate your overall level of support for a new pump track at Lysander Park (cross-tabulation by proximity to the park)	Within 400m		Not within 400m	
	N	%	N	%
Strongly oppose	27	58.7%	10	4.9%
Oppose	3	6.5%	4	1.9%
Neutral	1	2.2%	9	4.4%
Support	3	6.5%	15	7.3%
Strongly support	12	26.1%	168	81.6%
Total responses	46	100.0%	206	100.0%

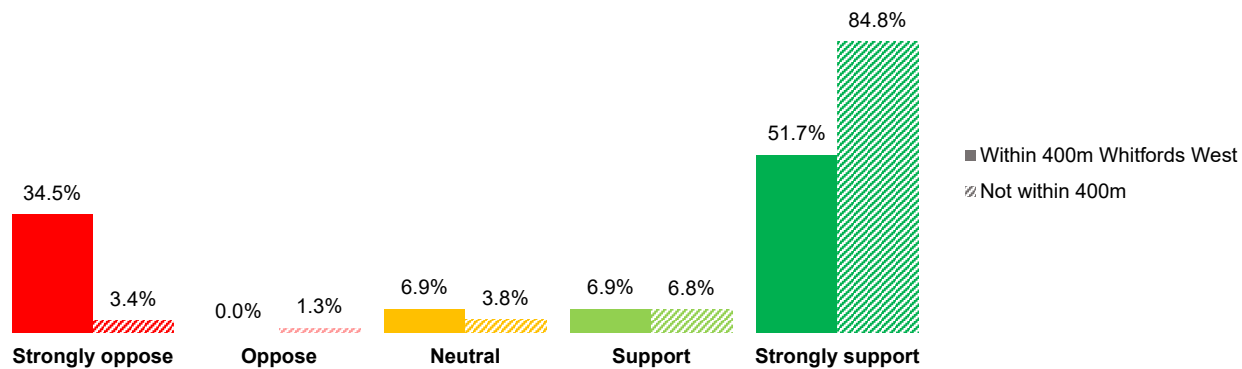
Please indicate your overall level of support for a new pump track at Lysander Park (cross-tabulation by proximity to the park):



QUESTION: "Please indicate your overall level of support for a new pump track and jump track at Whitfords West Park"

Please indicate your overall level of support for a new pump track and jump track at Whitfords West Park (cross-tabulation by proximity to the park)	Within 400m		Not within 400m	
	N	%	N	%
Strongly oppose	10	34.5%	8	3.4%
Oppose	0	0.0%	3	1.3%
Neutral	2	6.9%	9	3.8%
Support	2	6.9%	16	6.8%
Strongly support	15	51.7%	201	84.8%
Total responses	29	100.0%	237	100.0%

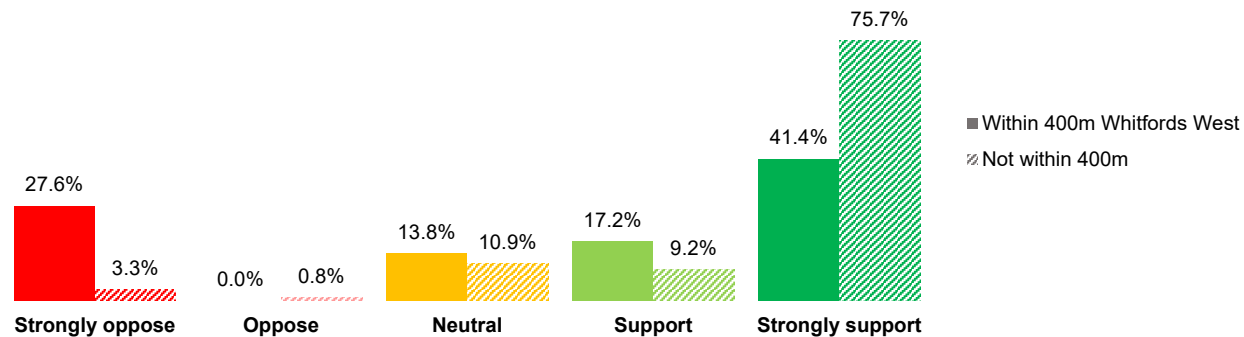
Please indicate your overall level of support for a new pump track and jump track at Whitfords West Park (cross-tabulation by proximity to the park):



QUESTION: "Please indicate your overall level of support for a new basketball pad at Whitfords West Park"

Please indicate your overall level of support for a new basketball pad at Whitfords West Park (cross-tabulation by proximity to the park)	Within 400m		Not within 400m	
	N	%	N	%
Strongly oppose	8	27.6%	8	3.3%
Oppose	0	0.0%	2	0.8%
Neutral	4	13.8%	26	10.9%
Support	5	17.2%	22	9.2%
Strongly support	12	41.4%	181	75.7%
Total responses	29	100.0%	239	100.0%

Please indicate your overall level of support for a new basketball pad at Whitfords West Park (cross-tabulation by proximity to the park):



## City of Wanneroo

### Edgar Griffiths Dog Park

Opening




Turf loss through wear and tear



### Cinnabar Dog Park

Opening



Turf loss through wear and tear





## City of Stirling

### Carine Open Space Dog Park

Opening




Turf and tree loss through wear and tear




### Inglewood Dog Park

After re-turfing




Turf loss through wear and tear and  
extension of sand pit



## City of Swan

### Dayton Dog Park

Opening




Turf loss through wear and tear




## City of Kalamunda

### Elmore Dog Park

Opening



Turf loss through wear and tear





## City of Armadale

### Sienna Wood Dog Park

Opening



Turf loss through wear and tear

